



US00D877212S

(12) **United States Design Patent**  
**Kim et al.**

(10) **Patent No.:** **US D877,212 S**  
(45) **Date of Patent:** **\*\* Mar. 3, 2020**

(54) **REFRIGERATOR**  
(71) Applicant: **Samsung Electronics Co., Ltd.**,  
Suwon-si (KR)  
(72) Inventors: **Jeongmin Kim**, Seoul (KR);  
**Choongeun Lee**, Seoul (KR)  
(73) Assignee: **Samsung Electronics Co., Ltd.**,  
Suwon-si (KR)

D803,904 S \* 11/2017 Frank ..... D15/90  
D805,361 S \* 12/2017 Bellacicco ..... D7/672  
D836,409 S \* 12/2018 Silsby ..... D7/665  
D843,179 S \* 3/2019 Buttler ..... D7/605  
(Continued)

(\*\*) Term: **15 Years**  
(21) Appl. No.: **29/659,298**  
(22) Filed: **Aug. 8, 2018**

FOREIGN PATENT DOCUMENTS  
KR 30-2010-0026594 2/2012  
KR 30-2011-0037845 11/2012  
(Continued)

*Primary Examiner* — Khawaja Anwar  
(74) *Attorney, Agent, or Firm* — NSIP Law

(30) **Foreign Application Priority Data**

May 15, 2018 (KR) ..... 30-2018-0022523

(51) **LOC (12) Cl.** ..... **15-07**  
(52) **U.S. Cl.**  
USPC ..... **D15/81**

(58) **Field of Classification Search**  
USPC ..... D15/79–91  
CPC .. F25C 5/182; F25C 2400/08; F25C 2400/10;  
F25C 2400/14; F25C 2700/04; F25C  
5/005; F25C 5/007; F25C 5/046; F25C  
5/185  
See application file for complete search history.

(56) **References Cited**

U.S. PATENT DOCUMENTS

D73,776 S \* 11/1927 Carrick ..... D23/272  
D441,770 S \* 5/2001 Bardin ..... D15/81  
D721,745 S \* 1/2015 Davis ..... D15/81  
D752,660 S \* 3/2016 Chen ..... D15/81  
D771,158 S \* 11/2016 Jain ..... D15/81  
D781,930 S \* 3/2017 Ward ..... D15/79  
D781,932 S \* 3/2017 Yoshikawa ..... D15/80  
D795,311 S \* 8/2017 Kraemer ..... D15/89  
D802,030 S \* 11/2017 Thuma ..... D15/81

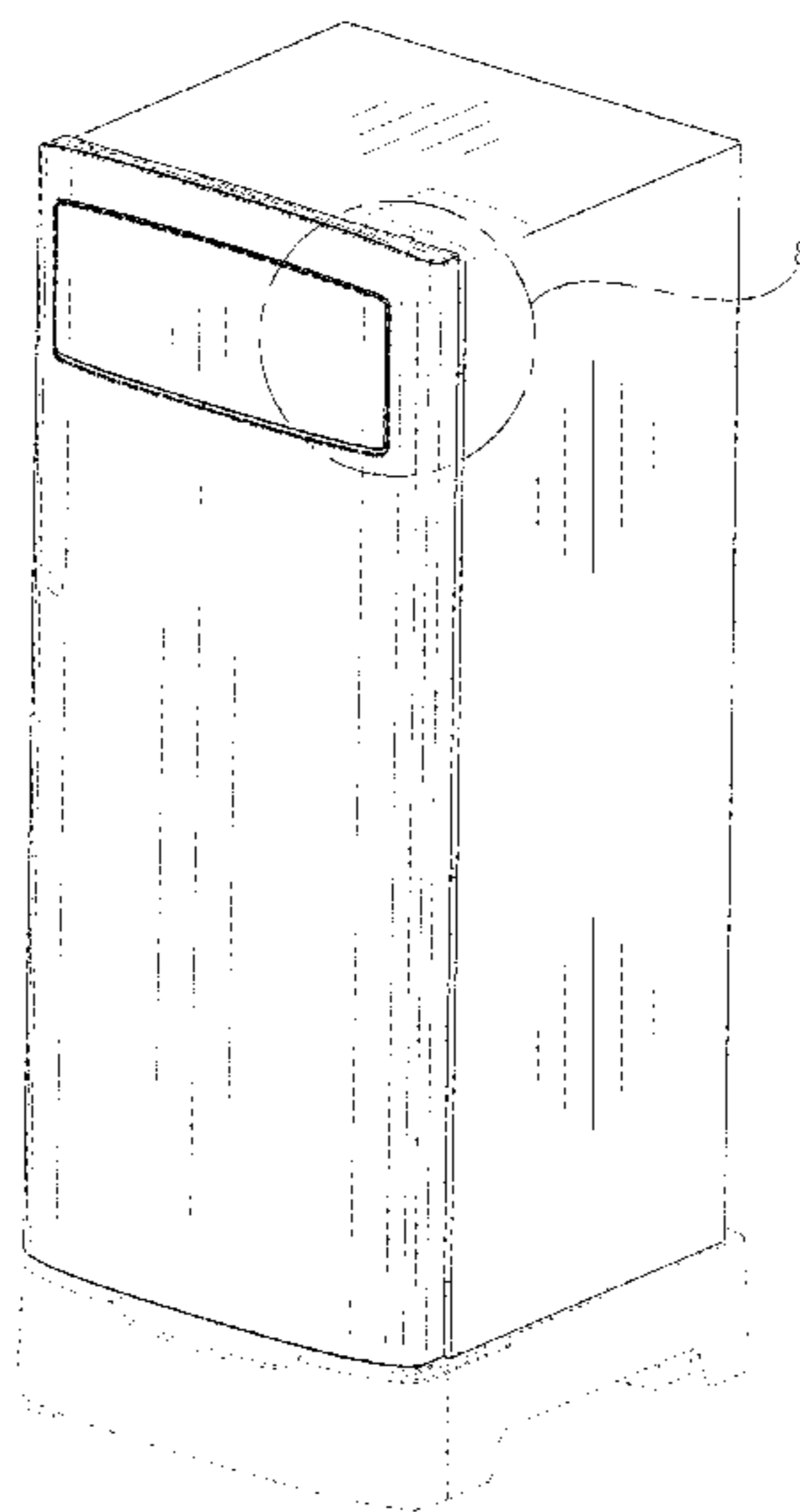
(57) **CLAIM**

We claim the ornamental design for a refrigerator, as shown and described.

**DESCRIPTION**

FIG. 1 is a front perspective view of a refrigerator showing our new design;  
FIG. 2 is a front view thereof;  
FIG. 3 is a rear view thereof;  
FIG. 4 is a left-side view thereof;  
FIG. 5 is a right-side view thereof;  
FIG. 6 is a top view thereof;  
FIG. 7 is a bottom view thereof;  
FIG. 8 is an enlarged view of the encircled portion in FIG. 1;  
FIG. 9 is an enlarged view of the encircled portion in FIG. 2; and,  
FIG. 10 is a front view of the refrigerator shown in a state of use in which the door of the refrigerator is shown in an open position.  
The broken lines in the figures depict portions of the refrigerator which form no part of the claimed design.  
The dot-dash broken lines encircling portions of the claimed design that are illustrated in enlargements form no part of the claimed design.

**1 Claim, 9 Drawing Sheets**



(56)

**References Cited**

U.S. PATENT DOCUMENTS

D844,033 S \* 3/2019 Lim ..... D15/79  
D844,395 S \* 4/2019 Braidotti ..... D7/674  
D846,380 S \* 4/2019 Giraud ..... D9/420  
D847,873 S \* 5/2019 Satwicz ..... D15/79  
D849,803 S \* 5/2019 Meda ..... D15/79  
D853,053 S \* 7/2019 O'Donnell ..... D30/129

FOREIGN PATENT DOCUMENTS

KR 30-2012-0021491 3/2013  
KR 30-2013-0003506 12/2013

\* cited by examiner

FIG. 1

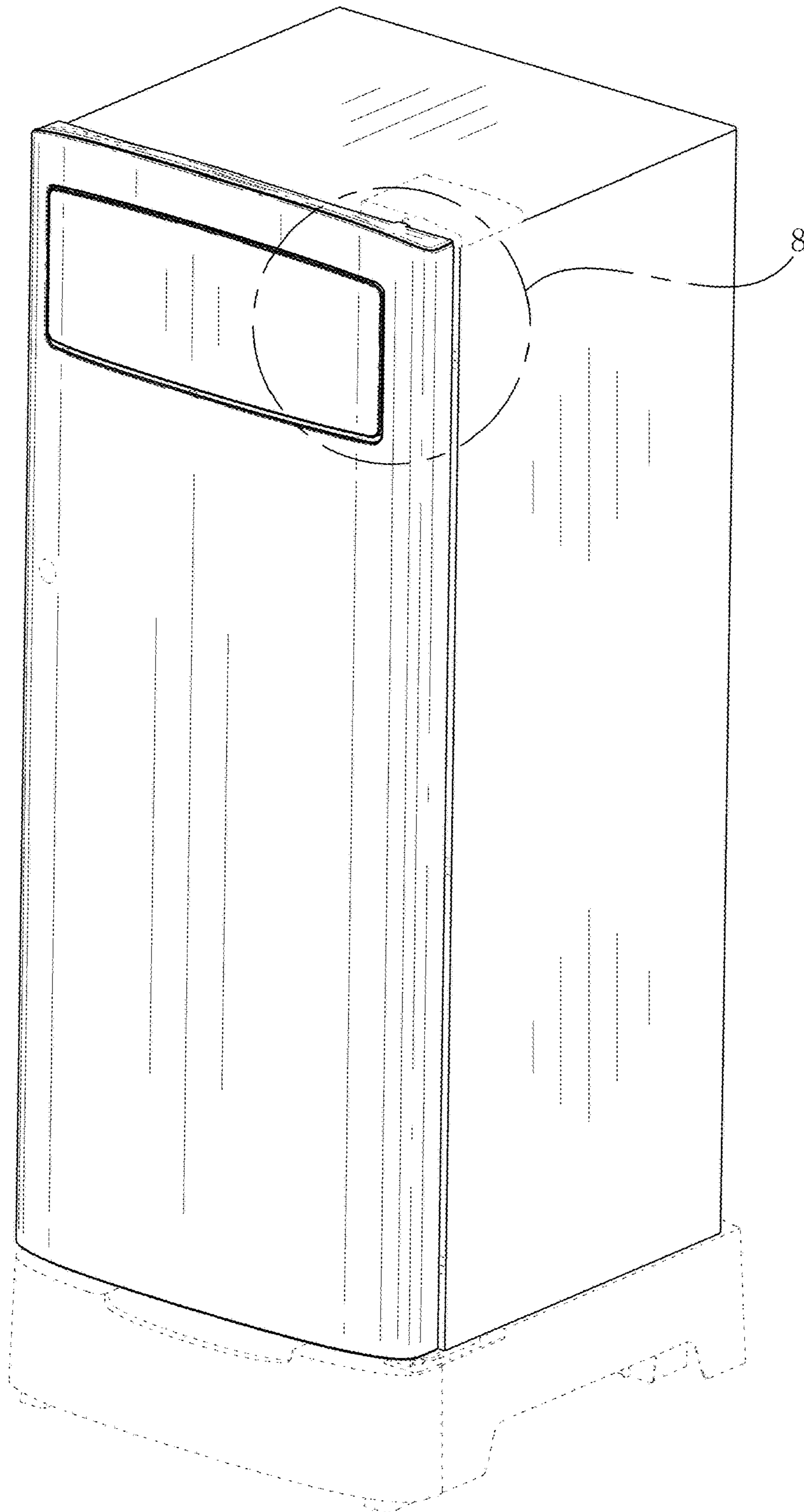


FIG. 2




FIG. 3

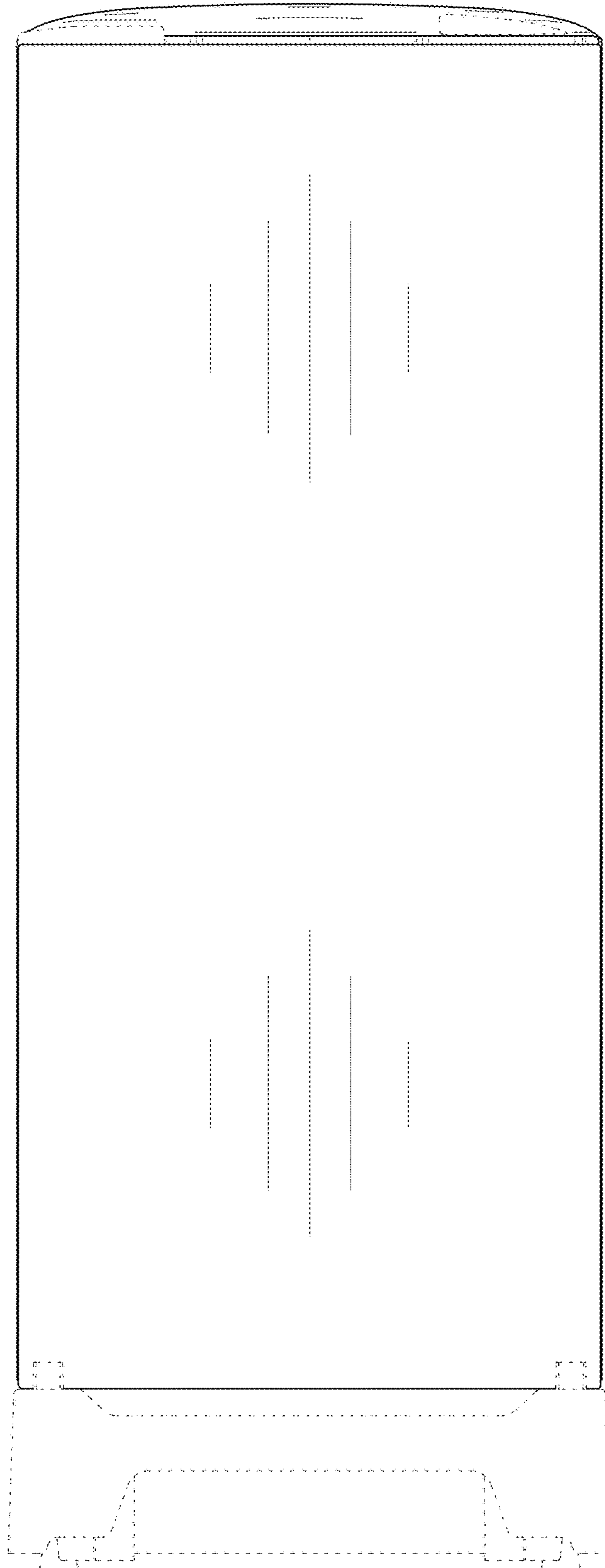


FIG. 4




FIG. 5




FIG. 6

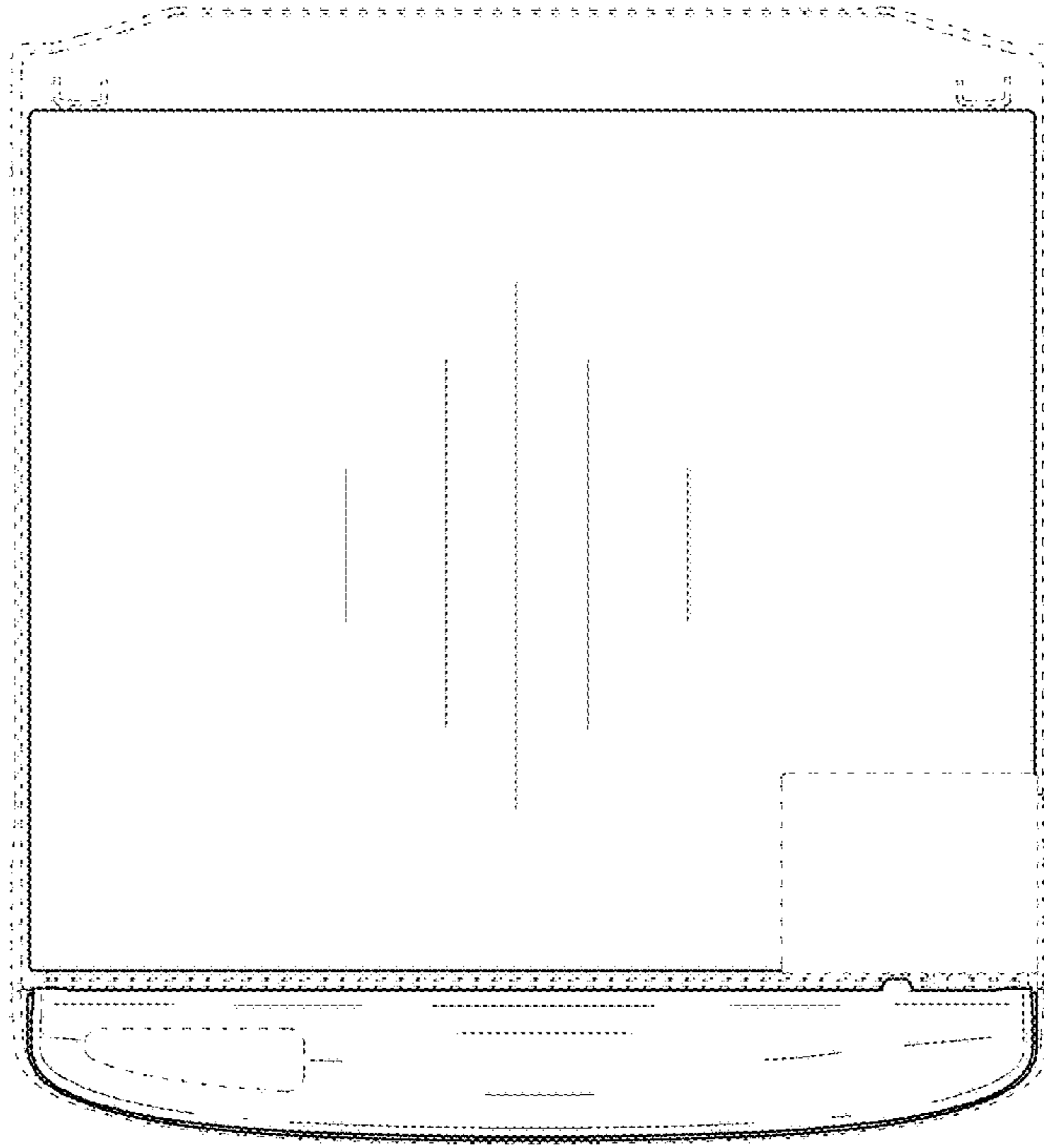


FIG. 7






FIG. 8

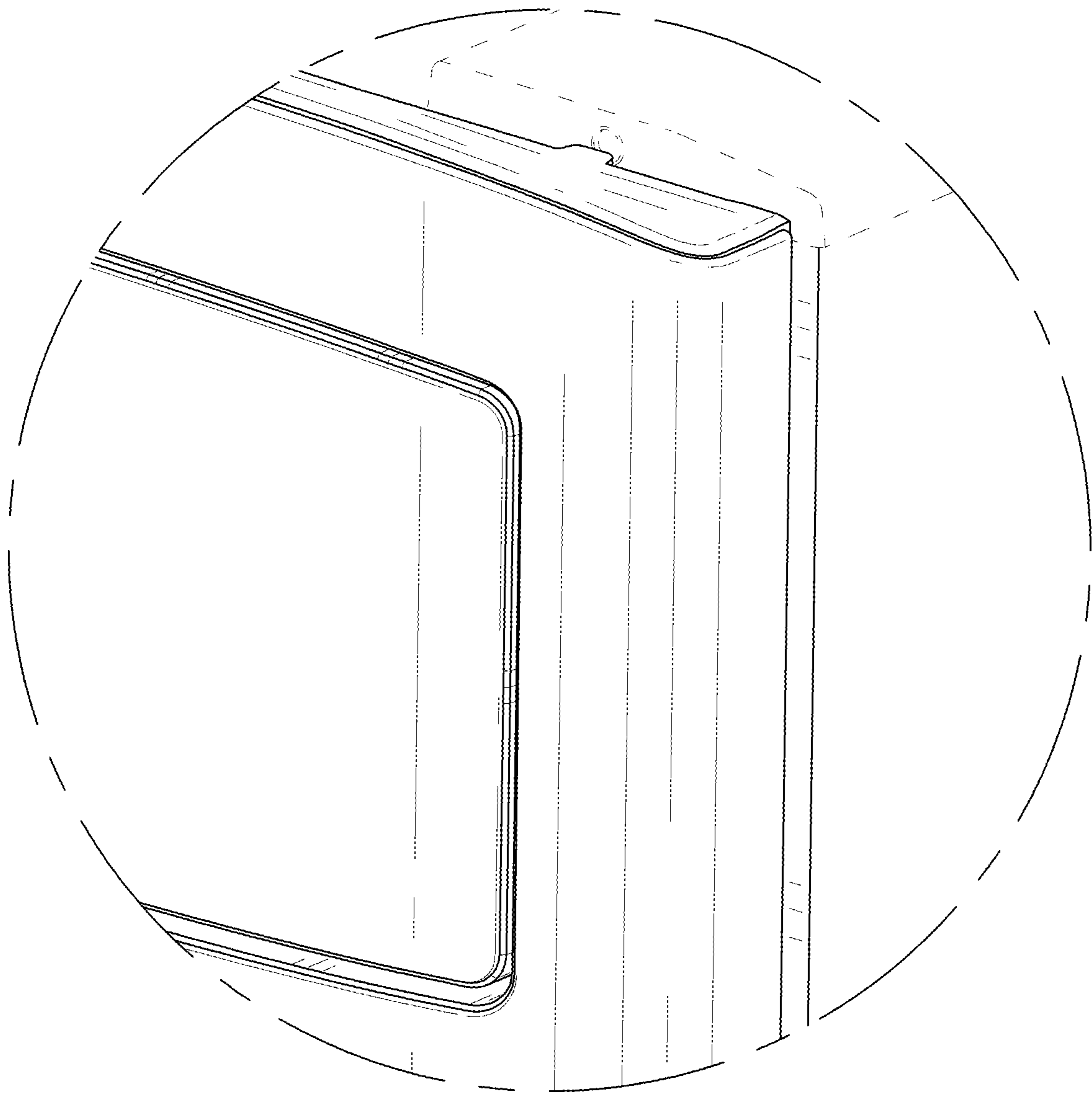


FIG. 9

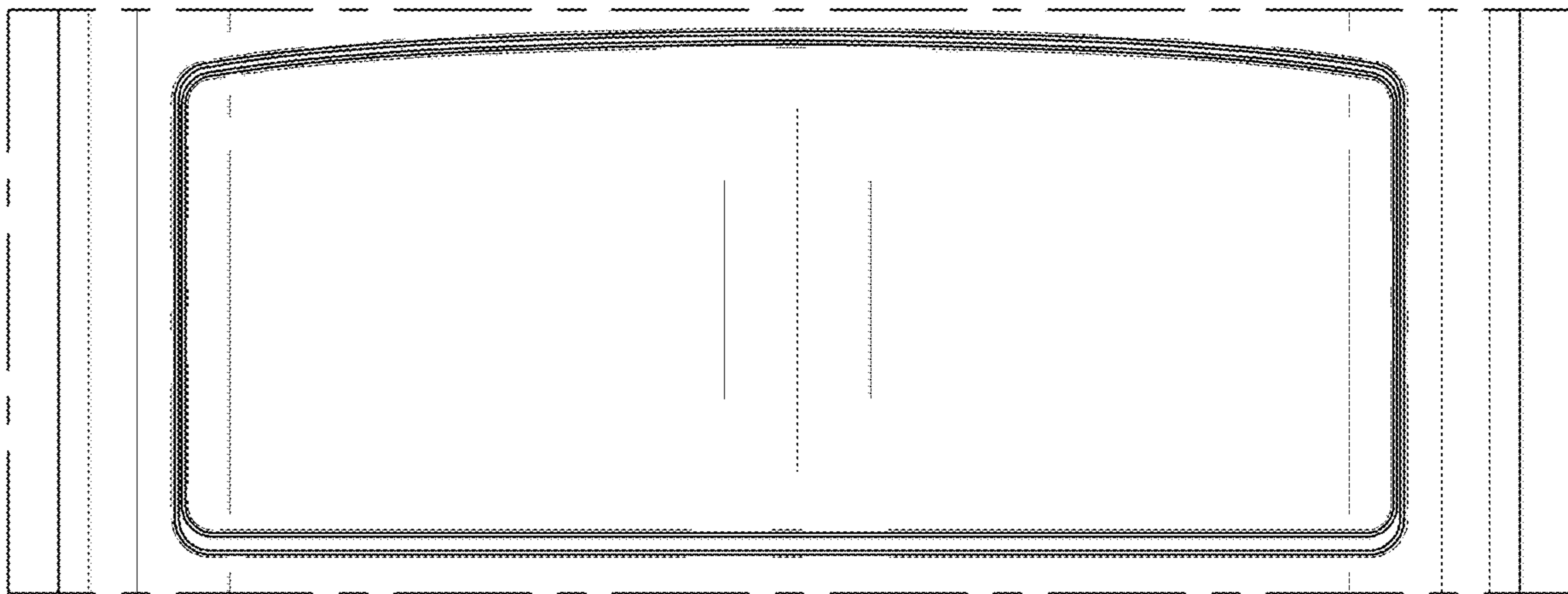


FIG. 10

