



US00D877172S

(12) **United States Design Patent** (10) **Patent No.:** **US D877,172 S**
Hardy et al. (45) **Date of Patent:** **** Mar. 3, 2020**

(54) **DISPLAY SCREEN OR PORTION THEREOF WITH A GRAPHICAL USER INTERFACE**

(71) Applicant: **CANVA PTY LTD.**, Surry Hills (AU)

(72) Inventors: **Matthew Hardy**, Surry Hills (AU);
Cameron Adams, Rozelle (AU);
Melanie Perkins, Surry Hills (AU)

(73) Assignee: **Canva Pty Ltd.** (AU)

(**) Term: **15 Years**

(21) Appl. No.: **29/647,431**

(22) Filed: **May 12, 2018**

(51) **LOC (12) Cl.** **14-04**

(52) **U.S. Cl.**
USPC **D14/486**

(58) **Field of Classification Search**
USPC D14/485, 486, 487, 488
CPC G06F 3/048; G06F 3/0481; G06F 3/04812;
G06F 3/04817; G06F 3/0482; G06F
3/0484; G06F 3/0485; G06F 3/0487;
G06F 3/0488; G06F 3/04883; G06F
3/04886; G06F 3/0489

See application file for complete search history.

(56) **References Cited**

U.S. PATENT DOCUMENTS

D682,292	S	*	5/2013	Mori	D14/486
D691,160	S	*	10/2013	Schupp	D14/486
D735,748	S	*	8/2015	Francisco	D14/487
D737,841	S	*	9/2015	Francisco	D14/487
D744,519	S	*	12/2015	Tursi	D14/487
D773,519	S	*	12/2016	Hurley	D14/487
D791,153	S	*	7/2017	Rice	D14/486
D791,164	S	*	7/2017	Rice	D14/487
D801,355	S	*	10/2017	Hoang	D14/486
D804,512	S	*	12/2017	Zhong	D14/487
D818,477	S	*	5/2018	Hoffman	D14/486

D822,045	S	*	7/2018	Kinoshita	D14/486
D824,408	S	*	7/2018	Harvey	D14/486
D824,413	S	*	7/2018	Hurst	D14/486
D824,942	S	*	8/2018	Cooperman	D14/486
D825,589	S	*	8/2018	Sparandara	G06Q 50/24 D14/486
D826,253	S	*	8/2018	Suter	D14/486
D828,374	S	*	9/2018	Kolbenheyer	D14/486
D828,378	S	*	9/2018	Shinohara	D14/486
D829,234	S	*	9/2018	Yuguchi	D14/486
2008/0168361	A1	*	7/2008	Forstall	G06F 3/0488 715/753
2011/0173571	A1	*	7/2011	Nematollahi Mahani	G06F 3/048 715/841

(Continued)

Primary Examiner — Melanie H Tung

(74) Attorney, Agent, or Firm — McDonnell Boehnen
Hulbert & Berghoff LLP

(57) **CLAIM**

The ornamental design for a display screen or portion thereof with a graphical user interface, as shown and described.

DESCRIPTION

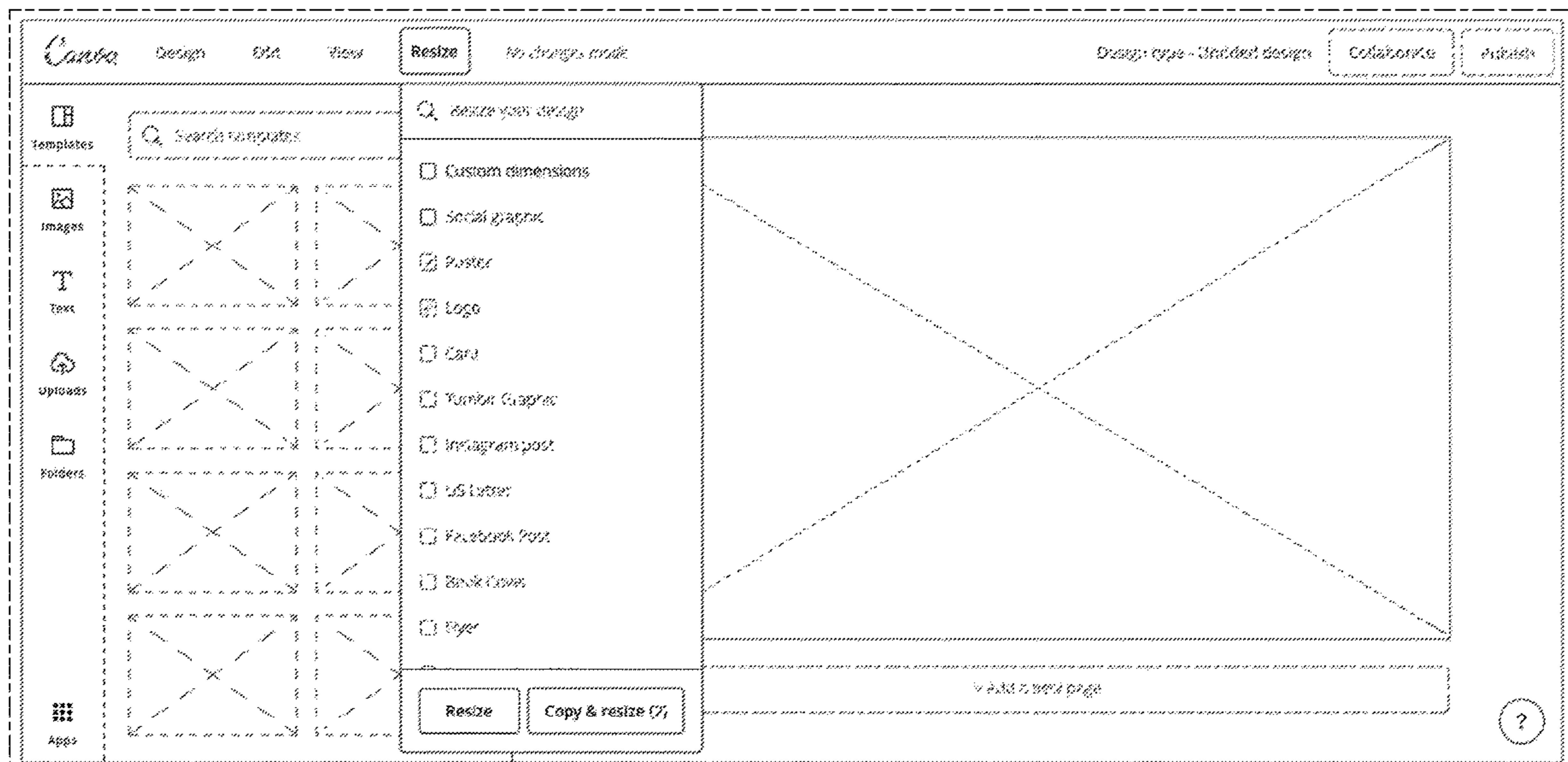
FIG. 1 is a front view of a display screen or portion thereof with a graphical user interface in accordance with a first embodiment;

FIG. 2 is a front view of a display screen or portion thereof with a graphical user interface in accordance with a second embodiment; and,

FIG. 3 is a front view of a display screen or portion thereof with a graphical user interface in accordance with a third embodiment.

The outermost broken lines illustrate a display screen or portion thereof and form no part of the claimed design. The remaining broken lines, illustrating portions of the graphical user interface, form no part of the claimed design.

1 Claim, 3 Drawing Sheets



(56)

References Cited

U.S. PATENT DOCUMENTS

2014/0229891 A1* 8/2014 O'Byrne G06F 9/451
715/790
2015/0277753 A1* 10/2015 Howard G06F 3/0482
715/815
2016/0011725 A1* 1/2016 D'Argenio G06F 3/04883
715/825
2018/0067631 A1* 3/2018 Thiercelin G06F 3/04845
2018/0139069 A1* 5/2018 Rawlins H04L 12/282

* cited by examiner

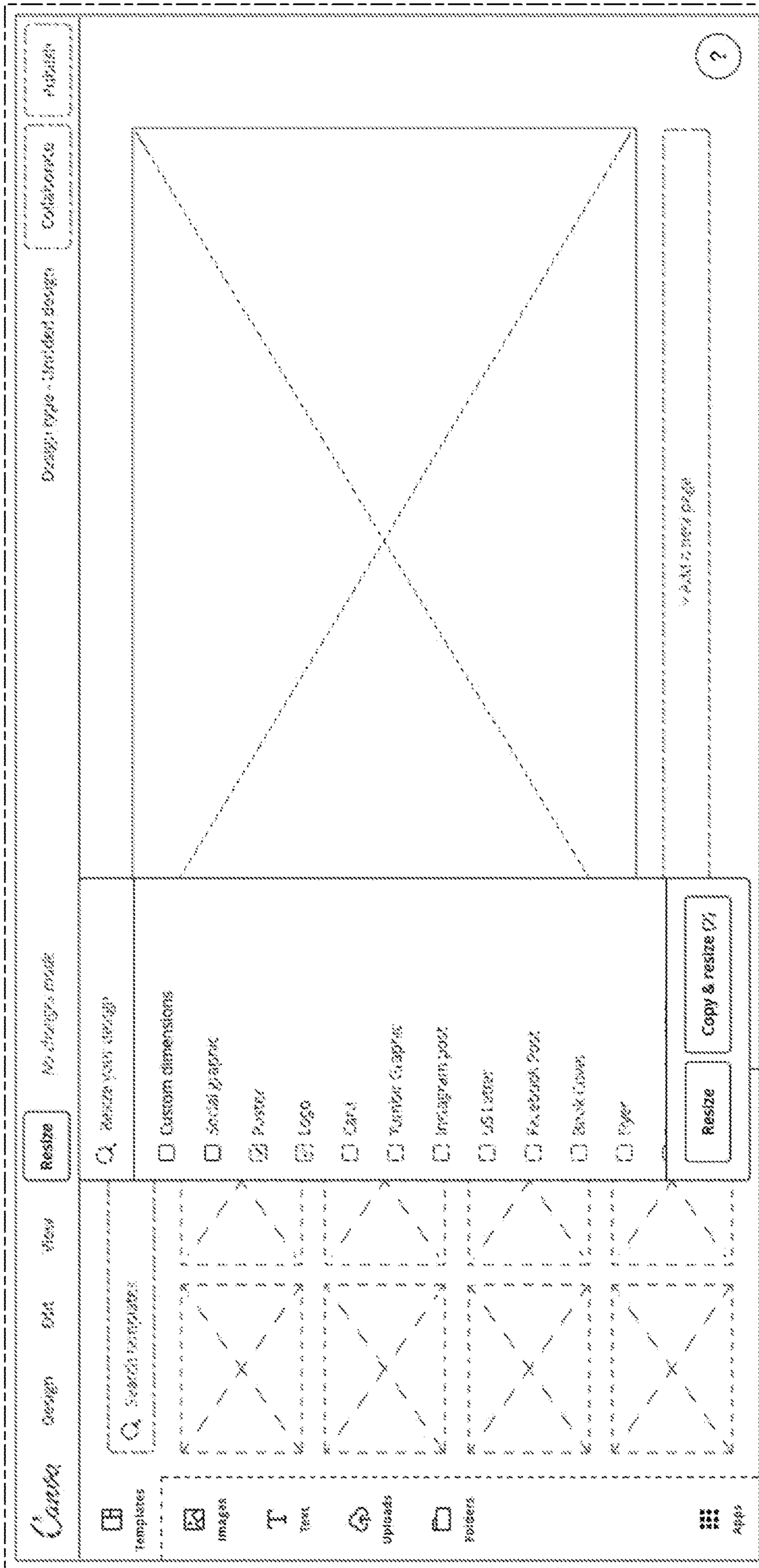


FIG. 1

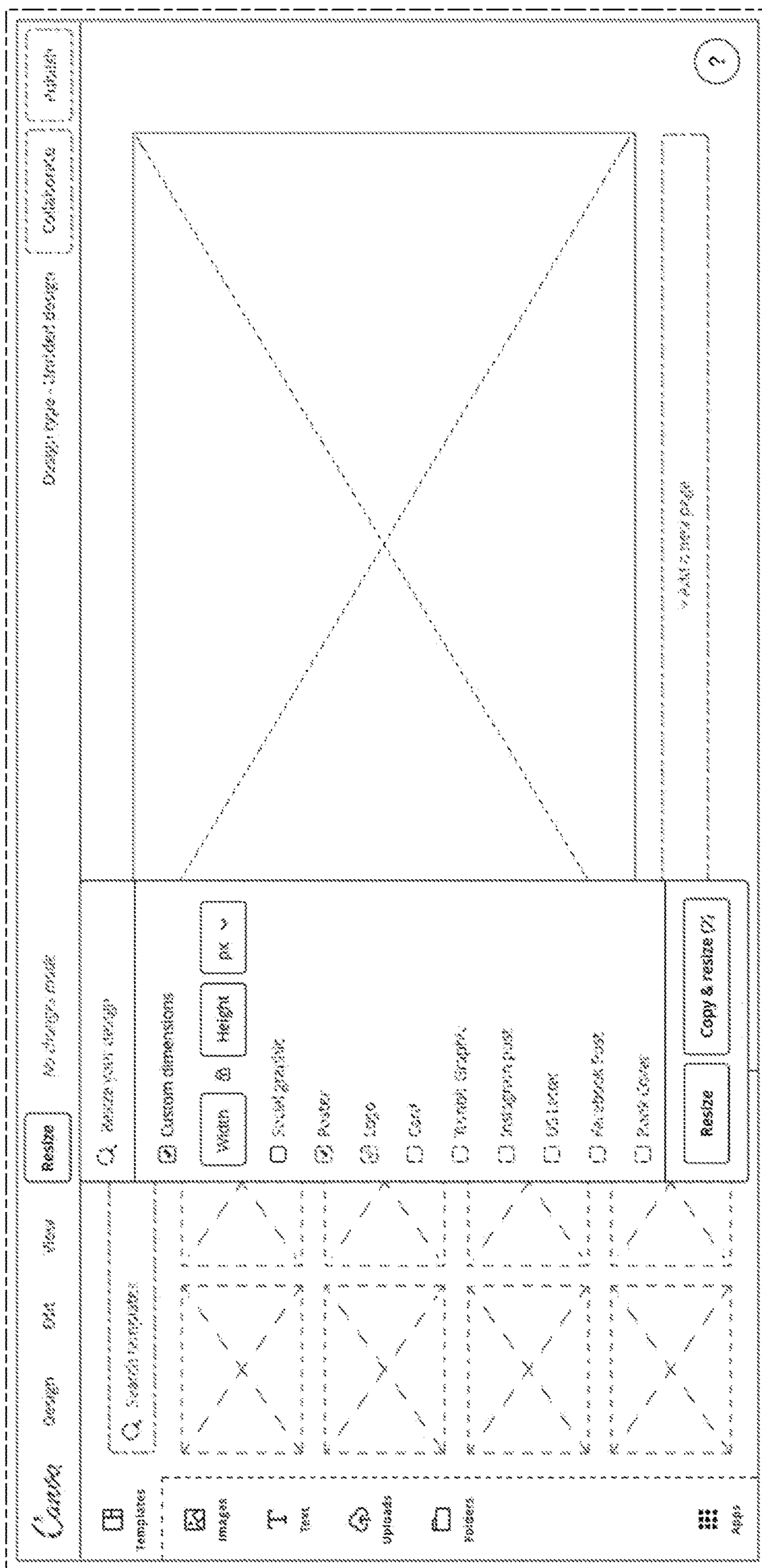


FIG. 2

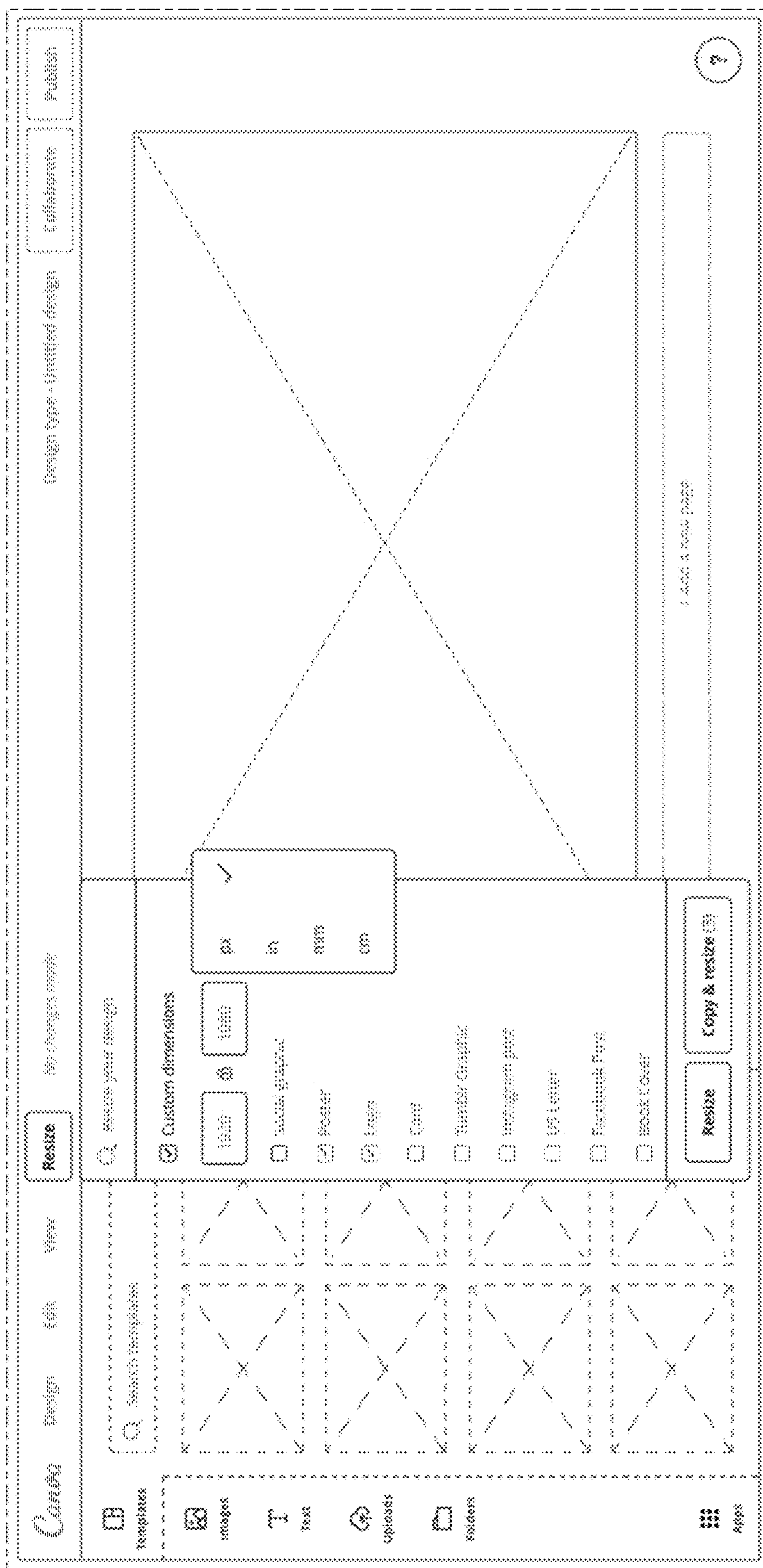


FIG. 3