



US00D877165S

(12) **United States Design Patent**
Nayak et al.

(10) **Patent No.:** **US D877,165 S**
(45) **Date of Patent:** **** Mar. 3, 2020**

(54) **DISPLAY SCREEN OR PORTION THEREOF WITH ANIMATED GRAPHICAL USER INTERFACE**

(71) Applicant: **salesforce.com, inc.**, San Francisco, CA (US)

(72) Inventors: **Rajeev Nayak**, San Francisco, CA (US); **Andrew Chung**, San Francisco, CA (US)

(73) Assignee: **salesforce.com, inc.**, San Francisco, CA (US)

(**) Term: **15 Years**

(21) Appl. No.: **29/669,674**

(22) Filed: **Nov. 9, 2018**

(51) **LOC (12) Cl.** **14-04**

(52) **U.S. Cl.**
USPC **D14/485**

(58) **Field of Classification Search**
USPC D14/485-495; 345/1.1, 1.2, 2.1-2.3, 3.1, 345/902; 715/763, 810, 836, 837, 846, 715/847, 977

CPC G06F 3/048; G06F 3/0481; G06F 3/04812; G06F 3/04817; G06F 3/0482; G06F 3/0483; G06F 3/0484; G06F 3/04847; G06F 3/0485; G06F 3/04855; G06F 3/04886; G06Q 30/00; H03J 1/00; H03J 1/0008; H03J 1/0016; H03J 1/0025; H04N 5/00; H04N 5/08; H04N 5/14; H04N 5/222; H04N 5/225; H04N 5/232; H04N 5/445; H04N 5/44543; H04N 5/45; H04N 2005/44517; H04N 2005/44521; H04N 2005/44526; H04N 2005/4453; H04N 2005/44534; H04N 2005/44539; H04N 2005/44547; H04N 2005/44556; H04N 2005/4456; H04N 2005/44565; H04N 2005/44569; H04N 2005/44573; H04N 21/00; H04N 21/234; H04N 21/431; H04N 21/4312; H04N 21/4314; H04N 21/4316

See application file for complete search history.

(56) **References Cited**

U.S. PATENT DOCUMENTS

D727,960 S * 4/2015 Chaudhri D14/489
D742,407 S * 11/2015 Park D14/487

(Continued)

OTHER PUBLICATIONS

“Control Center Icon.” purepng.com. Published Apr. 1, 2018. Accessed Dec. 17, 2019. Available online at URL: <https://purepng.com/photo/3396/symbols-control-center-icon> (Year: 2018).*

Primary Examiner — Cathron C Brooks

Assistant Examiner — Christian P. McLean

(74) *Attorney, Agent, or Firm* — Sterne, Kessler, Goldstein & Fox P.L.L.C.

(57) **CLAIM**

The ornamental design for a display screen or portion thereof with animated graphical user interface, as shown and described.

DESCRIPTION

FIG. 1 is a front view of a display screen or portion thereof with animated graphical user interface showing a first image of the claimed design;

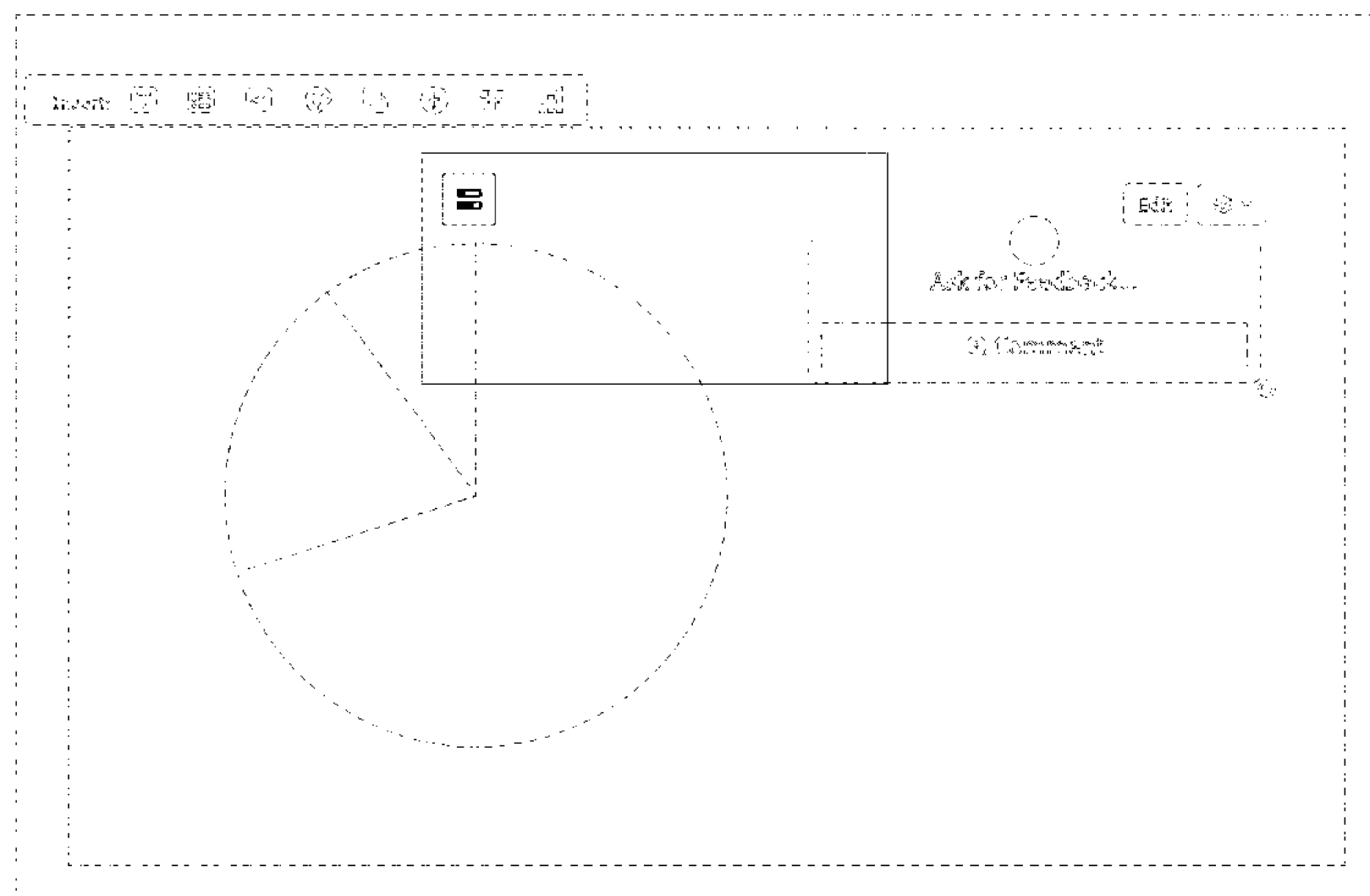
FIG. 2 is a second image thereof; and,

FIG. 3 is a third image thereof.

The outermost broken lines in the figures show a display screen or portion thereof, and form no part of the claimed design. The other broken lines in the figures show portions of the animated graphical user interface that form no part of the claimed design.

The appearance of the animated image sequentially transitions between the images shown in FIGS. 1-3. The process or period in which one image transitions to another forms no part of the claimed design.

1 Claim, 3 Drawing Sheets



(56)

References Cited

U.S. PATENT DOCUMENTS

| | | | | |
|----------|-----|---------|---------------------|---------|
| D753,139 | S | 4/2016 | Bovet | |
| D754,700 | S * | 4/2016 | Lee | D14/486 |
| D754,722 | S * | 4/2016 | Xu | D14/488 |
| D767,588 | S * | 9/2016 | Ye | D14/485 |
| D767,589 | S * | 9/2016 | Ye | D14/485 |
| D771,120 | S | 11/2016 | Haskins et al. | |
| D782,499 | S * | 3/2017 | McArthur | D14/485 |
| D802,607 | S * | 11/2017 | Apodaca | D14/485 |
| D806,107 | S | 12/2017 | Kim et al. | |
| D815,667 | S * | 4/2018 | Yeung | D14/495 |
| D819,661 | S * | 6/2018 | Feng | D14/485 |
| D822,715 | S * | 7/2018 | Feng | D14/492 |
| D823,865 | S * | 7/2018 | Adriaensen | D14/485 |
| D825,586 | S * | 8/2018 | Adriaensen | D14/485 |
| D827,668 | S * | 9/2018 | Pinzon Garcia | D14/489 |
| D828,390 | S * | 9/2018 | Pinzon Garcia | D14/489 |
| D831,069 | S * | 10/2018 | Clapper | D14/489 |
| D836,128 | S * | 12/2018 | Varghese | D14/487 |
| D859,447 | S * | 9/2019 | Anzures | D14/486 |
| D869,498 | S * | 12/2019 | Anno | D14/487 |

* cited by examiner

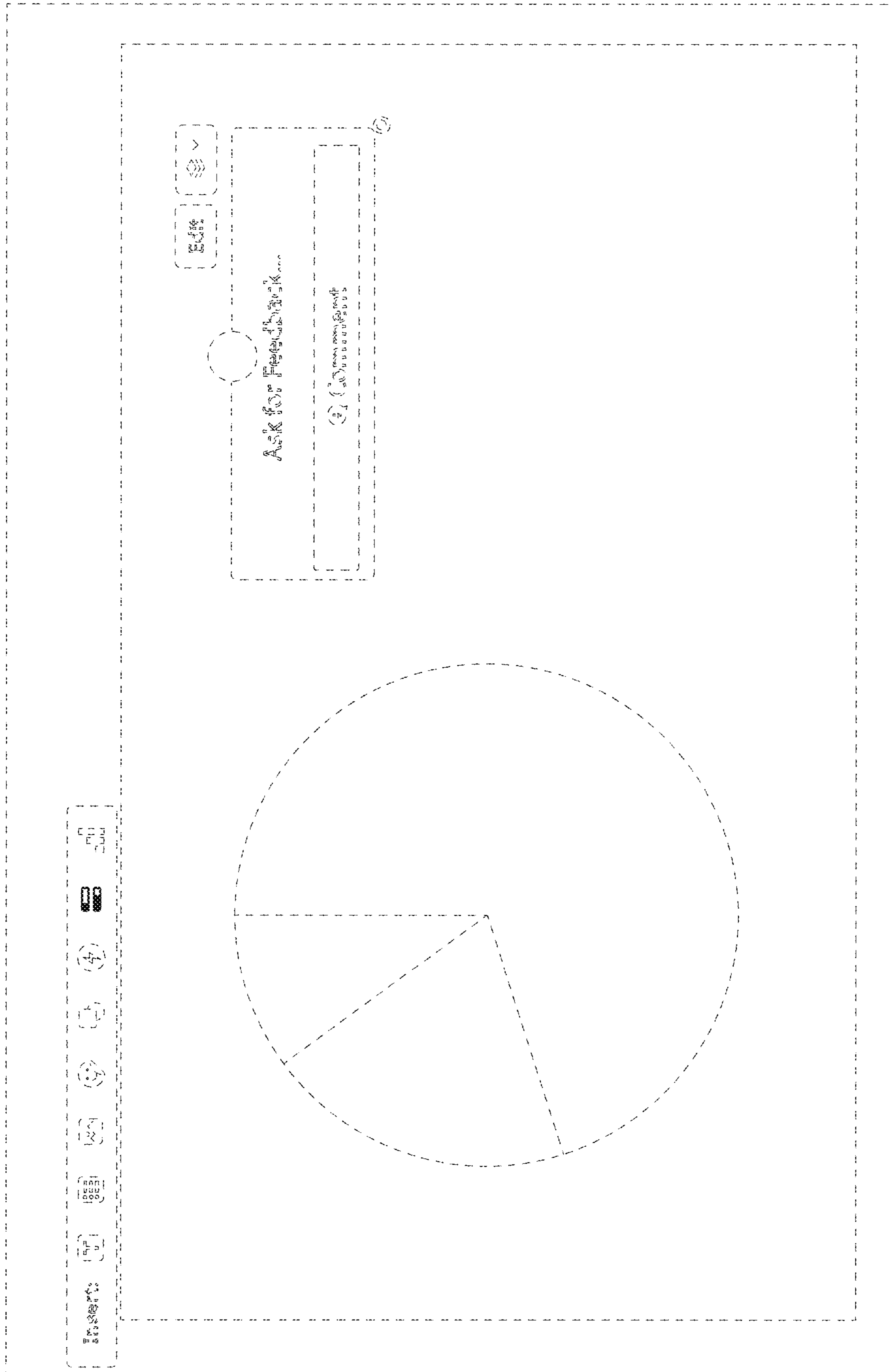


FIG. 1

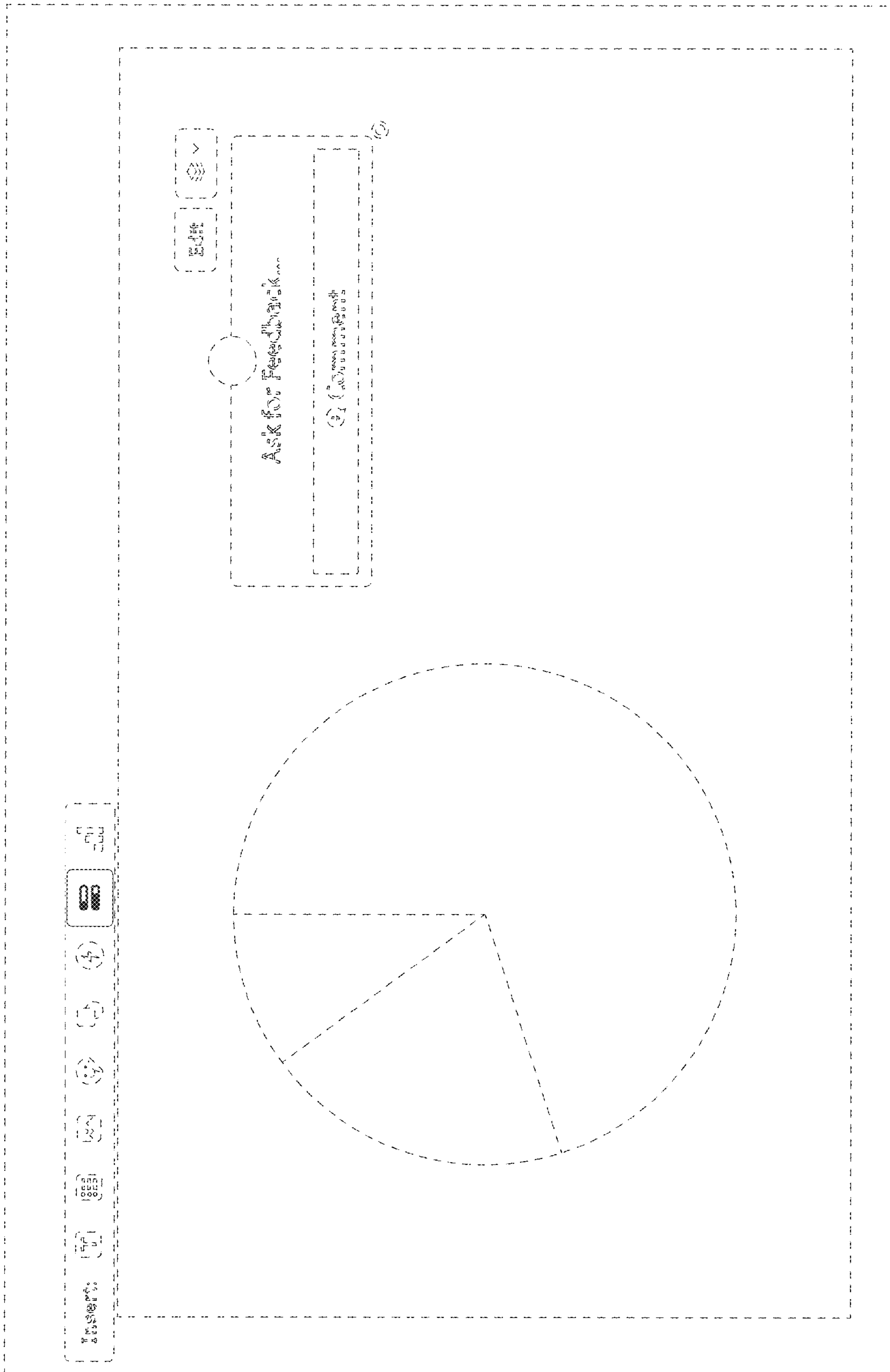


FIG. 2

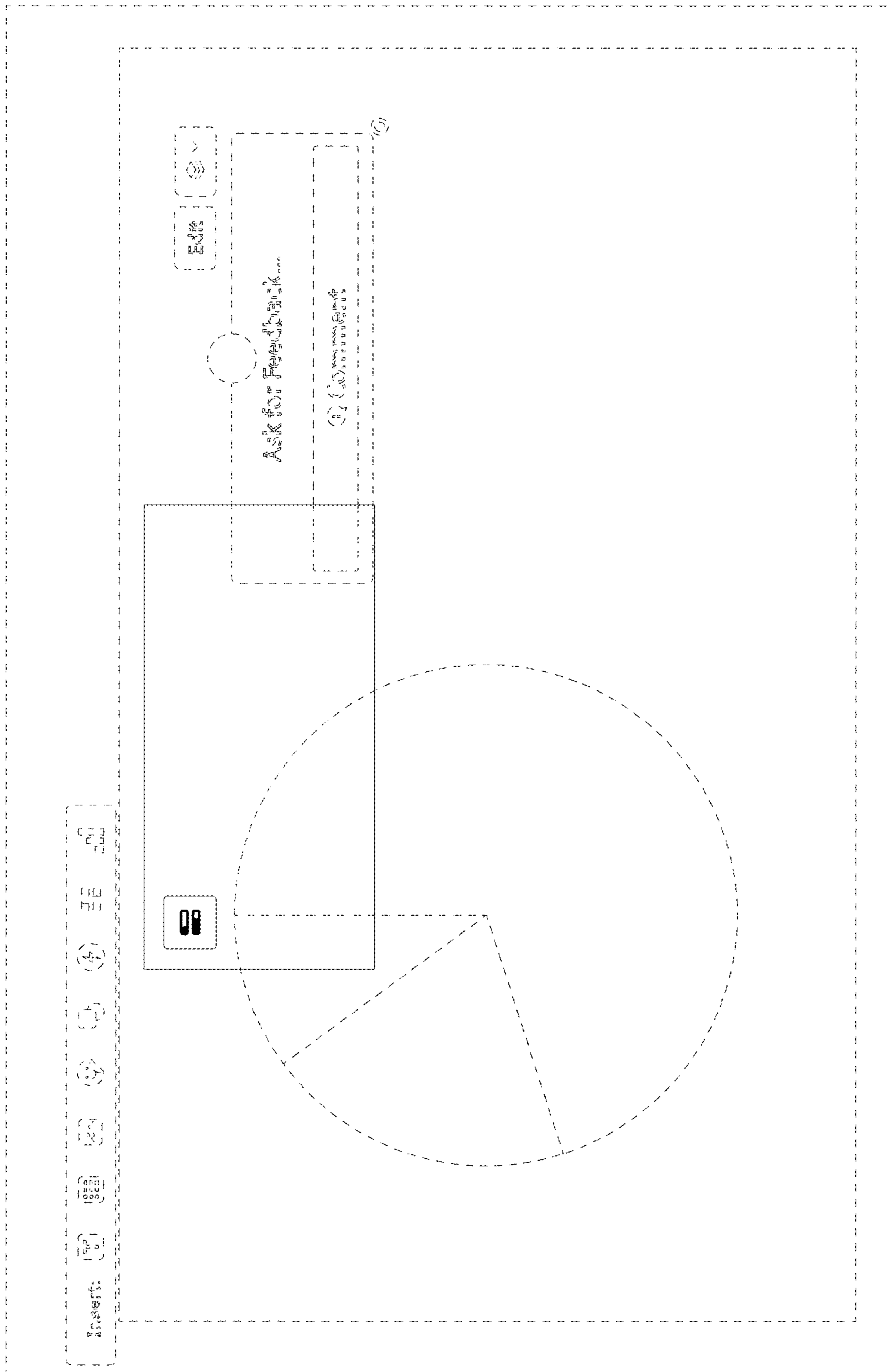


FIG. 3