



US00D877157S

(12) **United States Design Patent**  
**Tang et al.**

(10) **Patent No.:** **US D877,157 S**  
(45) **Date of Patent:** **\*\* Mar. 3, 2020**

- (54) **SMART LOCK DISPLAY**
- (71) Applicants: **Siyu Tang**, Los Angeles, CA (US);  
**Chunmeng Han**, Thousand Oaks, CA (US)
- (72) Inventors: **Siyu Tang**, Los Angeles, CA (US);  
**Chunmeng Han**, Thousand Oaks, CA (US)
- (73) Assignee: **Consumer 2.0, Inc.**, Los Angeles, CA (US)
- (\*\*) Term: **15 Years**
- (21) Appl. No.: **29/674,776**
- (22) Filed: **Dec. 26, 2018**
- (51) **LOC (12) Cl.** ..... **14-02**
- (52) **U.S. Cl.**  
USPC ..... **D14/455**
- (58) **Field of Classification Search**  
USPC ..... D8/380, 335, 330, 331; D14/218, 250,  
D14/315-327, 345, 391-399, 440, 455,  
D14/456; D18/12.2, 7, 52, 25, 24, 29, 1,  
D18/2  
CPC .... E05B 47/00; E05B 47/0692; E05B 63/044;  
E05B 15/02; H01H 9/00  
See application file for complete search history.

D728,530 S *	5/2015	Shin	.....	D14/218
D755,605 S *	5/2016	Kraus	.....	D8/331
D766,241 S *	9/2016	Maletz	.....	D14/399
D809,520 S *	2/2018	Jou	.....	D14/455
D813,868 S *	3/2018	Jou	.....	D14/390
D822,022 S *	7/2018	Huff	.....	D14/385
D825,564 S *	8/2018	Castle	.....	D14/399
D835,970 S *	12/2018	Morstatt	.....	D8/331
D844,613 S *	4/2019	Laurans	.....	D14/399
D844,614 S *	4/2019	Laurans	.....	D14/399
D844,615 S *	4/2019	Laurans	.....	D14/399
D844,616 S *	4/2019	Castle	.....	D14/399
D866,291 S *	11/2019	Morstatt	.....	D8/330

\* cited by examiner

*Primary Examiner* — Keli L Hill  
*Assistant Examiner* — Harold E Blackwell, II  
(74) *Attorney, Agent, or Firm* — Douglas L. Weller

(57) **CLAIM**


The ornamental design for an smart lock display, as shown and described.

**DESCRIPTION**

FIG. 1 is a front right bottom perspective view of the smart lock display.  
FIG. 2 is a front elevational view thereof.  
FIG. 3 is a rear elevational view thereof.  
FIG. 4 is a right side elevational view thereof.  
FIG. 5 is a left side elevational view thereof.  
FIG. 6 is a top plan view thereof; and,  
FIG. 7 is a bottom plan view thereof.  
In the drawings, the broken lines are included only for the purpose of illustrating environment and form no part of the claimed design.

**1 Claim, 5 Drawing Sheets**

- (56) **References Cited**  
U.S. PATENT DOCUMENTS  
D353,369 S \* 12/1994 Leibengood ..... D14/455  
D633,492 S \* 3/2011 Matsuoka ..... D14/341  
D695,749 S \* 12/2013 Hirano ..... D14/455






FIG. 1




FIG. 2




FIG. 3




FIG. 4




FIG. 5




FIG. 6

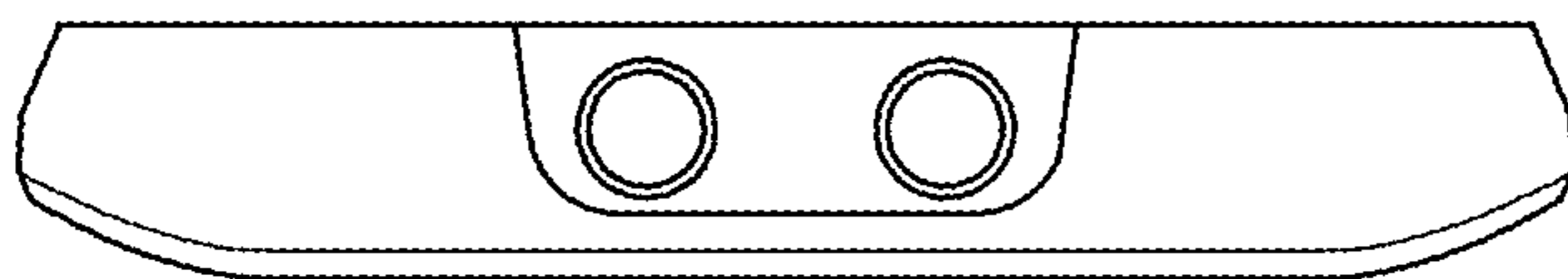


FIG. 7