



US00D877151S

(12) **United States Design Patent** (10) **Patent No.:** **US D877,151 S**  
**Maus et al.** (45) **Date of Patent:** **\*\* Mar. 3, 2020**

(54) **DATA STORAGE KEY**

(71) Applicants: **Christopher Maus**, Sandpoint, ID (US); **Brandon Maus**, Sandpoint, ID (US)

(72) Inventors: **Christopher Maus**, Sandpoint, ID (US); **Brandon Maus**, Sandpoint, ID (US)

(73) Assignee: **uQontrol, Inc.**, Sandpoint, ID (US)

(\*\*) Term: **15 Years**

(21) Appl. No.: **29/617,832**

(22) Filed: **Sep. 15, 2017**

**Related U.S. Application Data**

(63) Continuation of application No. 29/514,527, filed on Jan. 13, 2015, now Pat. No. Des. 800,132.

(51) **LOC (12) Cl.** ..... **14-03**

(52) **U.S. Cl.**  
USPC ..... **D14/435.1**

(58) **Field of Classification Search**  
USPC ..... D14/480.1–480.7, 435.1, 411, 433, 436, D14/484.1, 137, 155, 203.1–203.8, 240, D14/242, 437; D13/133, 154  
CPC ..... H05K 5/0278; G06K 19/07732  
See application file for complete search history.

(56) **References Cited**

**U.S. PATENT DOCUMENTS**

D328,599 S \* 8/1992 Gloton ..... D13/182  
D427,577 S \* 7/2000 Haas ..... D14/437  
D489,069 S \* 4/2004 Lin ..... D14/385  
D603,410 S \* 11/2009 Knoch ..... D14/436  
D632,292 S \* 2/2011 Yang ..... D14/385  
D656,142 S \* 3/2012 Schlosstein ..... D14/480.1

D656,143 S \* 3/2012 Schlosstein ..... D14/480.1  
D662,941 S \* 7/2012 Emami ..... D14/480.3  
D710,366 S \* 8/2014 Kim ..... D14/436  
D758,371 S \* 6/2016 Daniel ..... D14/435.1  
D774,513 S \* 12/2016 Cobbett ..... D14/480.4  
D783,613 S \* 4/2017 Maus ..... D14/383  
D800,132 S \* 10/2017 Maus ..... D14/435.1  
2018/0047014 A1 \* 2/2018 Maus ..... G06Q 20/30

**OTHER PUBLICATIONS**

[http://en.wikipedia.org/wiki/Smart\\_card](http://en.wikipedia.org/wiki/Smart_card) Relevant portion published at least as early as Sep. 11, 2008.

[https://www.google.com/search?q=usb+key&biw=1150&bih=524&source=lnms&tbm=isch&sa=X&ved=0ahUKEwia0uXDrbDPAhVEIB4KHWf5AT8Q\\_AUIBygC](https://www.google.com/search?q=usb+key&biw=1150&bih=524&source=lnms&tbm=isch&sa=X&ved=0ahUKEwia0uXDrbDPAhVEIB4KHWf5AT8Q_AUIBygC) Relevant portion published at least as early as Aug. 11, 2012.

\* cited by examiner

*Primary Examiner* — Angela J Lee

(74) *Attorney, Agent, or Firm* — Mehrman Law Office; Michael J. Mehrman

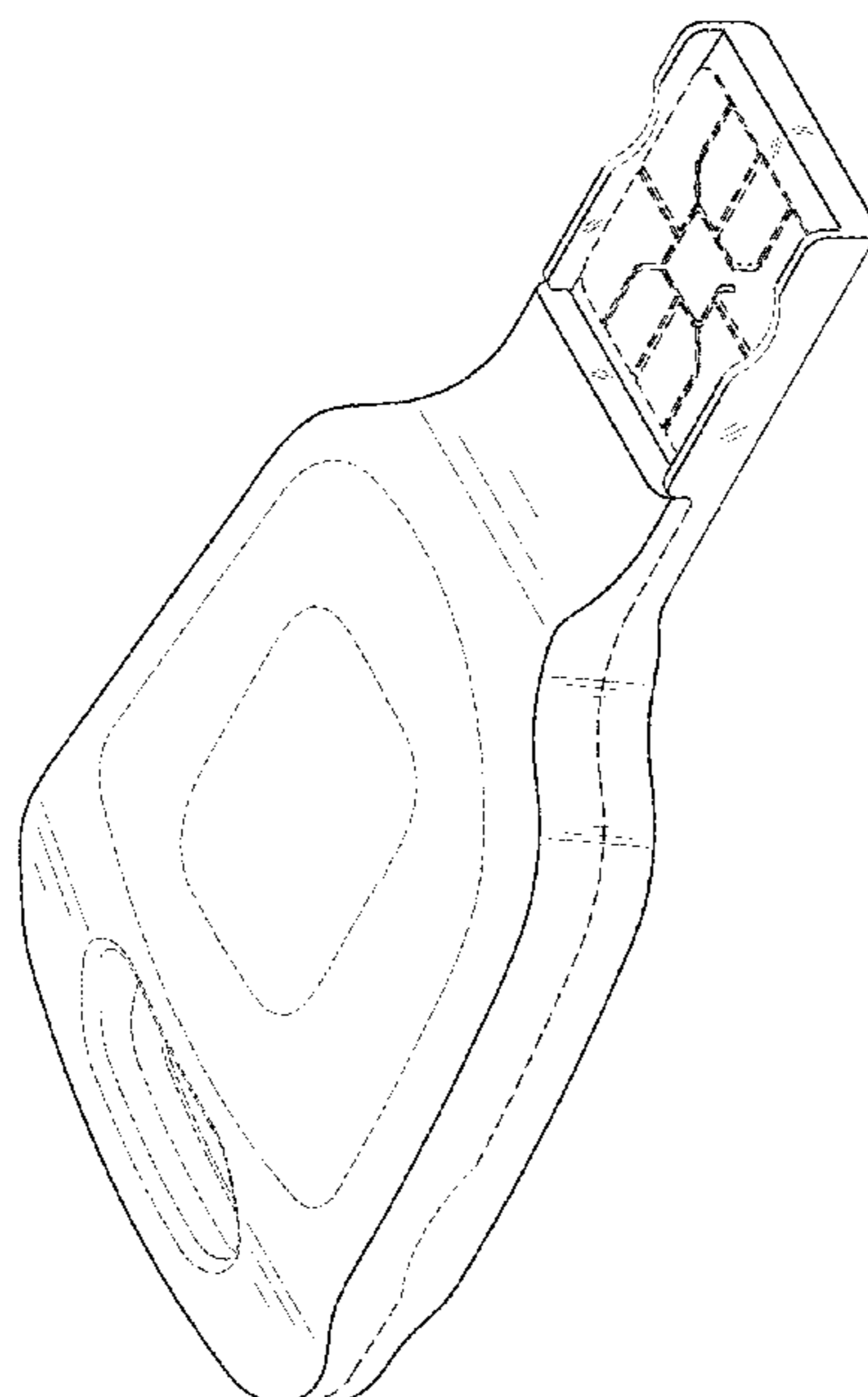
(57) **CLAIM**

The ornamental design for a data storage key, as shown and described.

**DESCRIPTION**

FIG. 1 is a perspective view of a data storage key. FIG. 2 is a top view of the data storage key. FIG. 3 is a bottom view of the data storage key. FIG. 4 is a front side view of the data storage key. FIG. 5 is a rear side of the data storage key. FIG. 6 is a right side view of the data storage key; and, FIG. 7 is a left side view of the data storage key. The components shown in broken lines form no part of the claimed design.

**1 Claim, 5 Drawing Sheets**



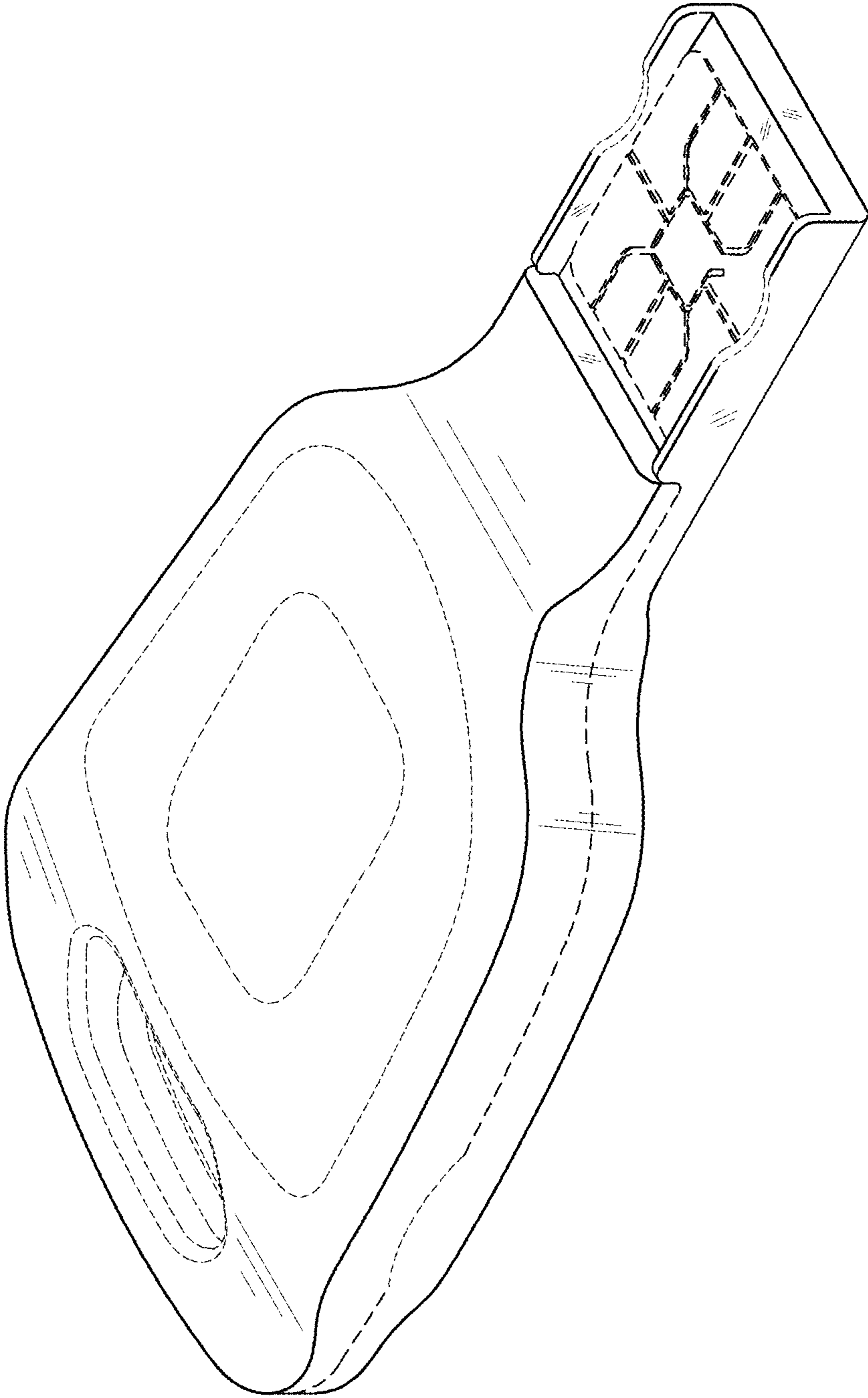


FIG. 1

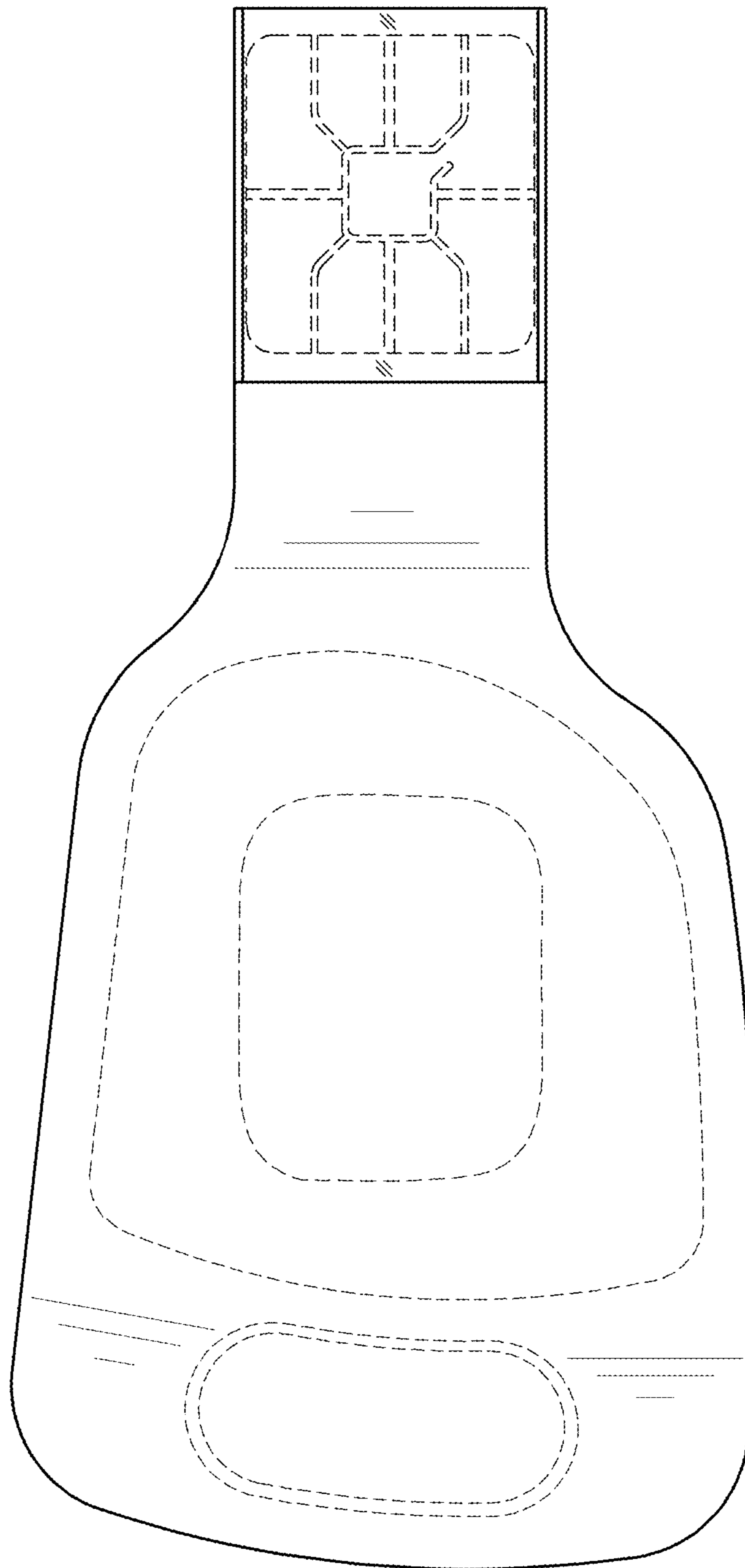


FIG. 2

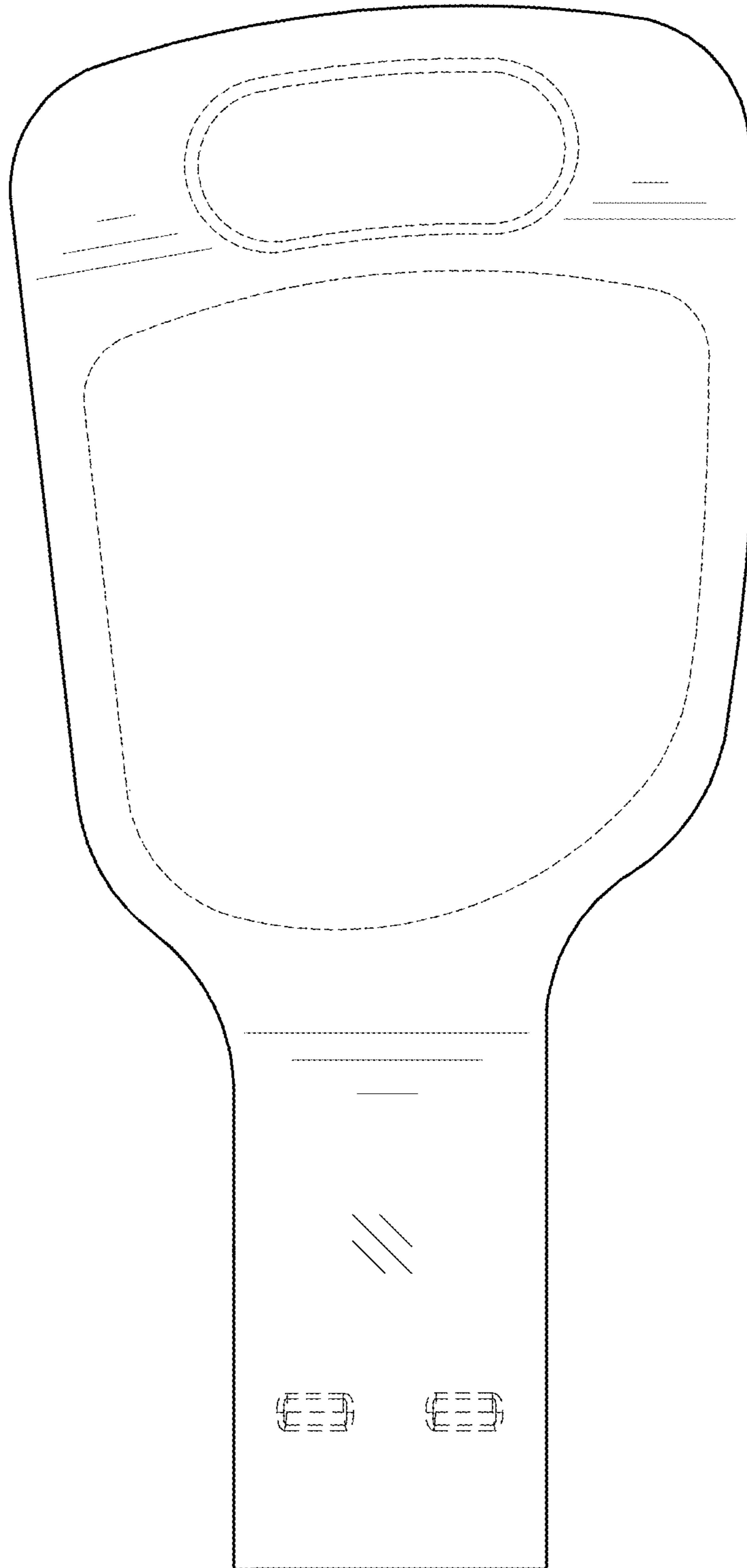


FIG. 3




FIG. 4




FIG. 5




FIG. 6




FIG. 7