



US00D877131S

(12) **United States Design Patent**  
**Yang**

(10) **Patent No.:** **US D877,131 S**

(45) **Date of Patent:** **\*\* Mar. 3, 2020**

(54) **PROTECTIVE CASE FOR MOBILE DEVICE**

(71) Applicant: **i-Blason LLC**, Alpharetta, GA (US)

(72) Inventor: **Xiaoqing Yang**, Alpharetta, GA (US)

(73) Assignee: **i-Blason LLC**, Alpharetta, GA (US)

(\*\*) Term: **15 Years**

(21) Appl. No.: **29/632,682**

(22) Filed: **Jan. 9, 2018**

(51) **LOC (12) Cl.** ..... **14-03**

(52) **U.S. Cl.**  
USPC ..... **D14/250**

(58) **Field of Classification Search**  
USPC ..... D3/201, 218, 226, 227, 247, 249, 250,  
D3/269, 303; D13/103, 107, 108, 119;  
D14/137, 138 R, 138 C, 138 G, 172, 192,  
D14/203.3-203.7, 217, 238.1, 247, 248,  
D14/250-253, 434, 440, 447, 496  
CPC ..... H04B 1/3888; H04M 1/0283; H04M  
1/0202; A45C 1/06; A45C 2011/002;  
A45C 11/00; A45F 2005/028; A45F  
2200/0525  
See application file for complete search history.

(56) **References Cited**

**U.S. PATENT DOCUMENTS**

D653,249 S *	1/2012	Fahrendorff	.....	D14/250
D662,928 S *	7/2012	Fahrendorff	.....	D14/250
D679,696 S *	4/2013	Murchison	.....	D14/250
D685,779 S *	7/2013	Schriefer	.....	D14/250
D714,276 S *	9/2014	Hu	.....	D14/250
D714,770 S *	10/2014	Nolan	.....	D14/250
D765,645 S *	9/2016	Kim	.....	D14/250
D776,647 S *	1/2017	Kim	.....	D14/250
D777,157 S *	1/2017	Kim	.....	D14/250

D777,160 S *	1/2017	Kim	.....	D14/250
D780,164 S *	2/2017	Lee	.....	D14/250
D780,165 S *	2/2017	Lee	.....	D14/250
D791,757 S *	7/2017	Kim	.....	D14/250
D795,236 S *	8/2017	Kim	.....	D14/250
D797,715 S *	9/2017	Kim	.....	D14/250
D807,337 S *	1/2018	Kim	.....	D14/250

\* cited by examiner

*Primary Examiner* — Susan E Krakower

*Assistant Examiner* — L. A. Grabenstetter

(74) *Attorney, Agent, or Firm* — Wang Law Firm, Inc.

(57) **CLAIM**

The ornamental design for a protective case for mobile device, as shown and described.

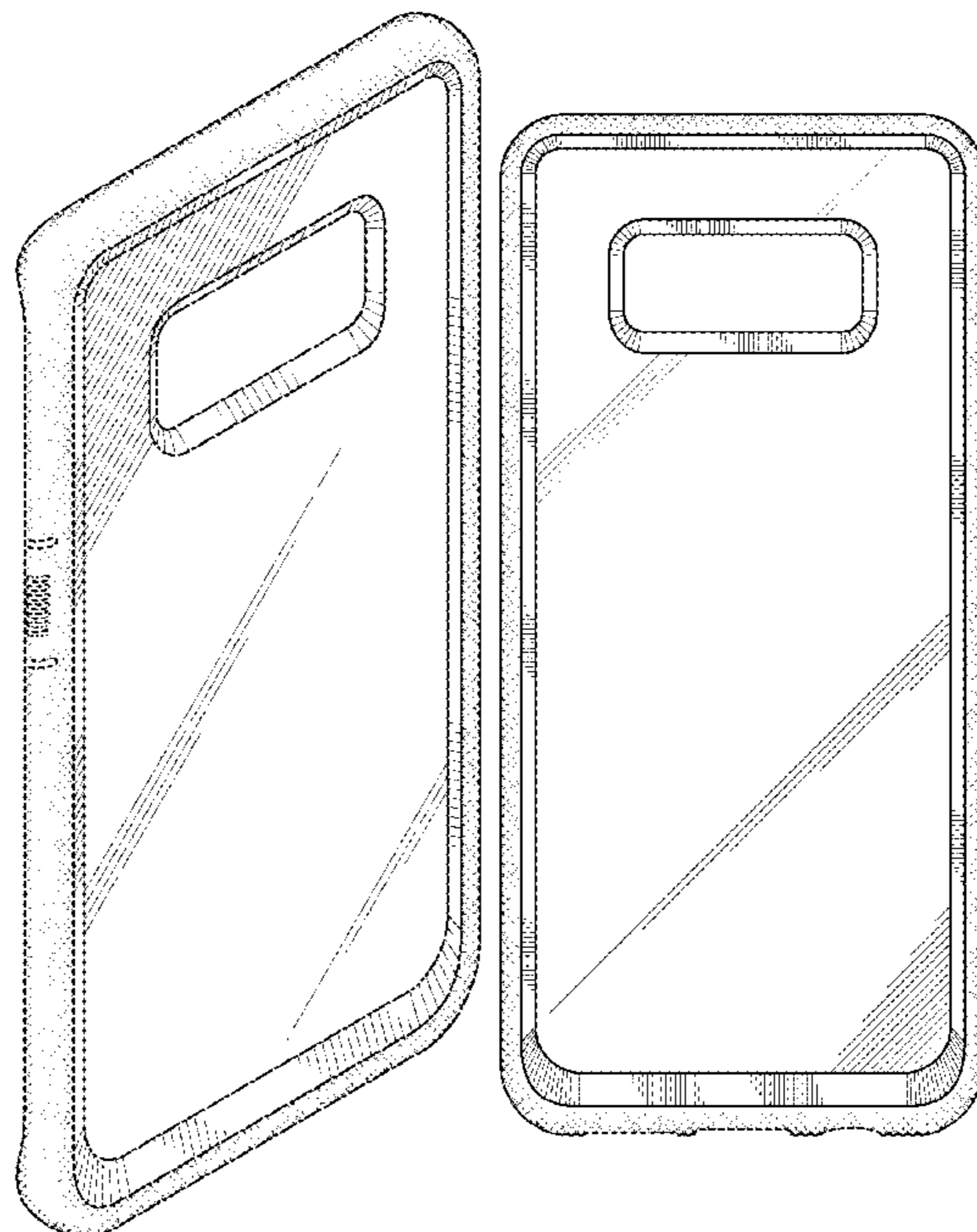
**DESCRIPTION**

FIG. 1 is a perspective view of a protective case for mobile device, showing my new design;  
FIG. 2 is a front view thereof;  
FIG. 3 is a left view thereof;  
FIG. 4 is a right view thereof;  
FIG. 5 is a bottom view thereof;  
FIG. 6 is a top view thereof;  
FIG. 7 is a back view thereof;  
FIG. 8 is cross-section view from line 8-8; and,  
FIG. 9 is a cross-section view from line 9-9.

The dash-dash broken lines on the surfaces of the article represent portions of the protective case for mobile device that form no part of the claimed design.

The arrows found in FIG. 7 are included for the purpose of illustrating the cross-section views only and form no part of the claimed design.

**1 Claim, 3 Drawing Sheets**



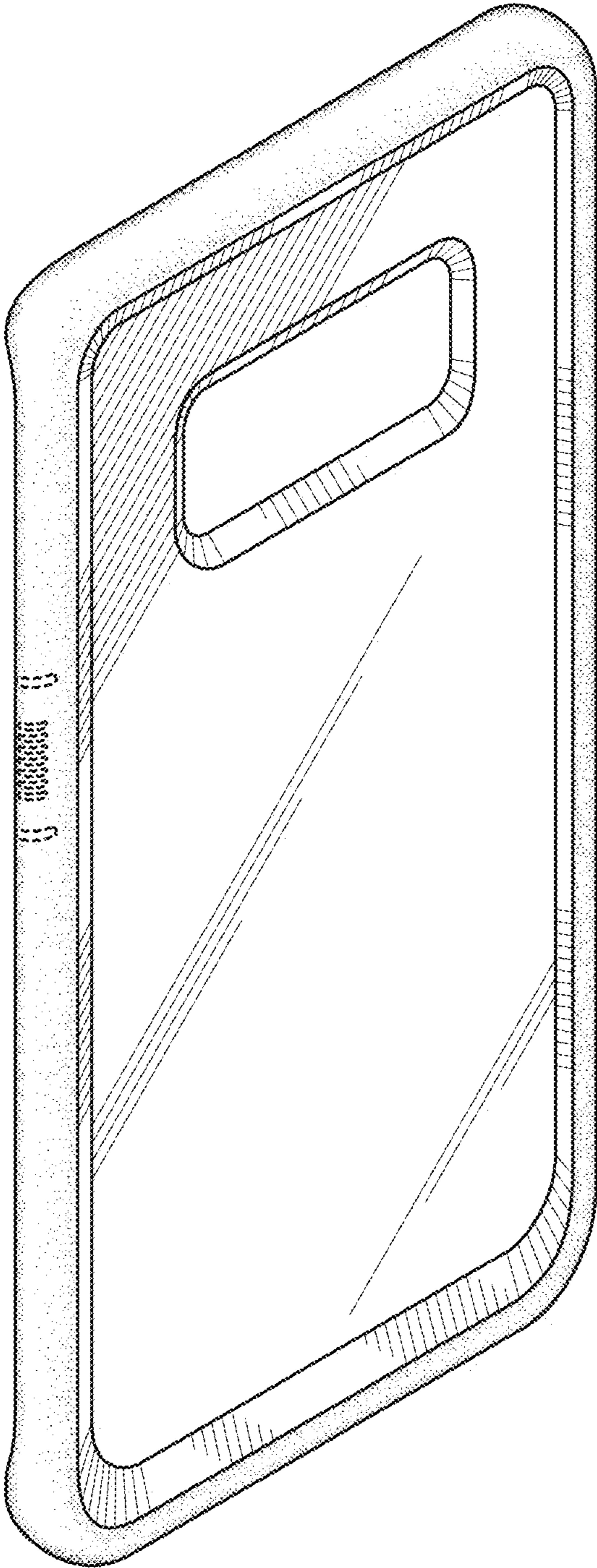


FIG. 1




FIG. 2




FIG. 3




FIG. 4




FIG. 5



FIG. 6

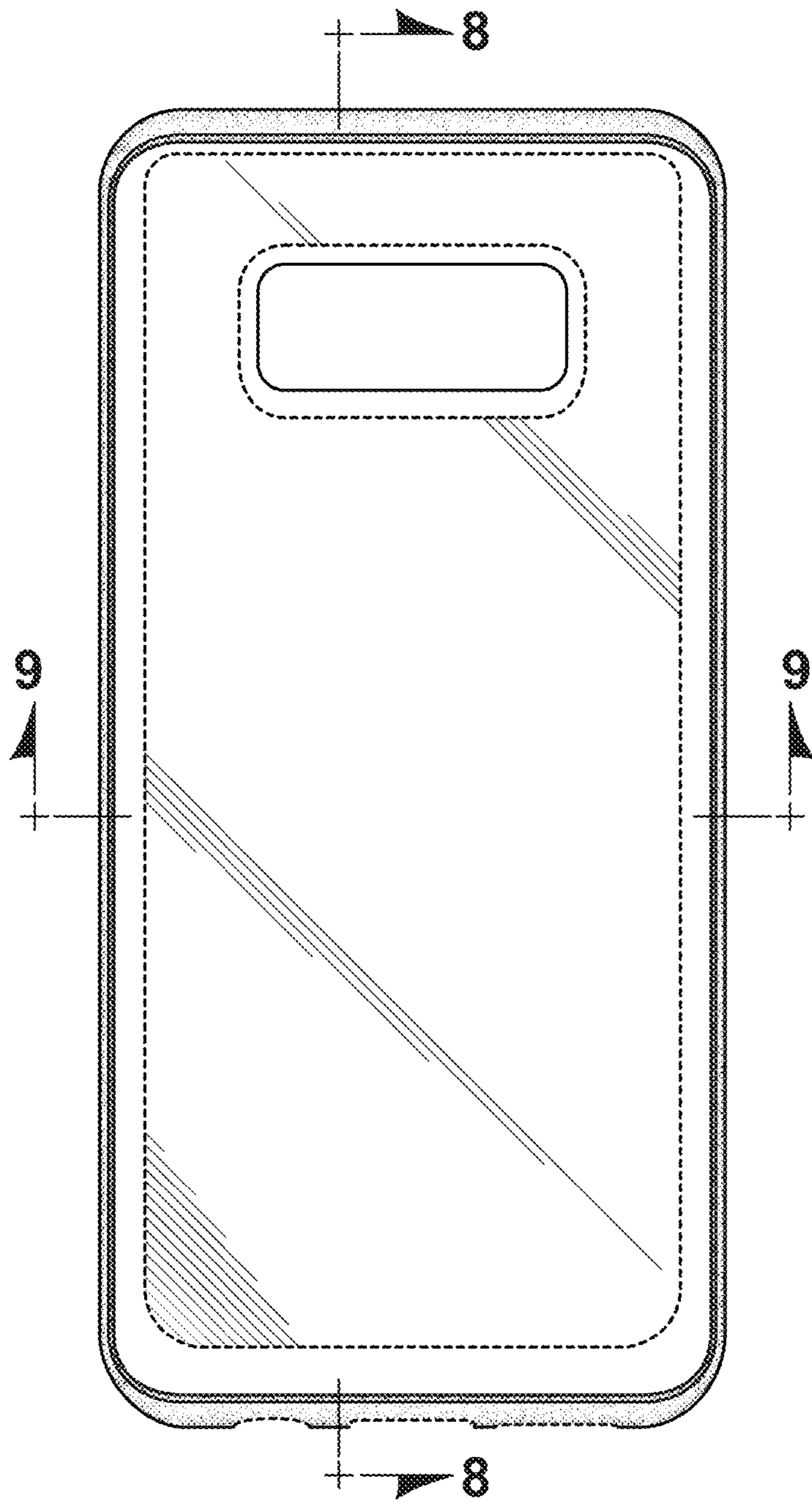


FIG. 7




FIG. 8




FIG. 9