



US00D877118S

(12) **United States Design Patent** (10) **Patent No.:** **US D877,118 S**
Wang (45) **Date of Patent:** **** Mar. 3, 2020**

(54) **PORTABLE BLUETOOTH SPEAKER**
(71) Applicant: **Libratone A/S**, Nordhavn (DK)
(72) Inventor: **Wei Wang**, Beijing (CN)
(73) Assignee: **LIBRATONE A/S**, Nordhavn (DK)
(**) Term: **15 Years**

D535,281 S 1/2007 Yang
D582,392 S * 12/2008 Pauschitz D14/215
D700,166 S 2/2014 Petersen
D707,203 S 6/2014 Xie et al.
D742,360 S * 11/2015 Narita D14/213
D760,684 S 7/2016 Green
D768,598 S 10/2016 Skelton et al.
(Continued)

(21) Appl. No.: **29/624,579**
(22) Filed: **Nov. 2, 2017**

Related U.S. Application Data

(62) Division of application No. 35/501,673, filed on Jun. 22, 2016 (U.S. filing date under 35 U.S.C. 384), and having an international filing date of Jun. 22, 2016, now Pat. No. Des. 815,061.

Foreign Application Priority Data

(30) Dec. 22, 2015 (CN) 2015 3 0549559

(51) **LOC (12) Cl.** **14-01**

(52) **U.S. Cl.**
USPC **D14/210**

(58) **Field of Classification Search**

USPC D14/239, 203.1, 238.1, 126, 132, 215, D14/216, 204, 205; D21/516, 513
CPC .. H04R 1/02; H04R 2201/025; H04R 1/1041; H04R 2201/021; H04R 1/2803; H04R 1/2811; H04R 1/2888; H04R 5/0335; H04R 1/021; H04R 1/025; H04R 1/2826; H04R 2499/13; H04R 2499/15; H04R 5/02; H04R 7/10; H04R 9/063; H04R 1/1075

See application file for complete search history.

(56) **References Cited**

U.S. PATENT DOCUMENTS

D302,014 S 7/1989 Ohzu
D531,986 S 11/2006 Azumi et al.

OTHER PUBLICATIONS

B&O A2 speaker, exact date unknown, dated at least as early as in Oct. 2014.
Design U.S. Appl. No. 35/501,673, filed Oct. 7, 2016.

Primary Examiner — Eliza Z Bennett-Hattan
(74) *Attorney, Agent, or Firm* — Polson Intellectual Property Law, PC; Margaret Polson

(57) **CLAIM**

The ornamental design for a portable bluetooth speaker, as shown and described.

DESCRIPTION

FIG. 1 is a front, right side perspective view of a portable bluetooth speaker showing the new design; FIG. 2 is a back, left side perspective view thereof; FIG. 3 is a front view thereof; FIG. 4 is a back view thereof; FIG. 5 is a left side view thereof; FIG. 6 is a right side view thereof; FIG. 7 is a top view thereof; FIG. 8 is a bottom view thereof; FIG. 9 is an enlarged view thereof with the cover open; and, FIG. 10 is an enlarged view thereof.
The fade-out portion surrounded by broken lines shown in the FIG. 9 is for the purpose of illustrating portions of the claimed design that forms no part of the claimed design. The broken lines are the boundaries of the disclaimed part and form no part of the claimed design.

1 Claim, 9 Drawing Sheets



(56)

References Cited

U.S. PATENT DOCUMENTS

D781,263 S	3/2017	Tong	
D784,292 S *	4/2017	Kim	D14/214
D792,372 S	7/2017	Kim et al.	
D792,375 S	7/2017	Pupecki et al.	
D792,869 S	7/2017	Park et al.	
D797,940 S	9/2017	Tipsmark et al.	
D798,838 S *	10/2017	DiTullo	D14/214
D815,061 S *	4/2018	Wei	D14/210
D823,894 S *	7/2018	Ullits	D14/496
D841,622 S *	2/2019	Cheney	D14/210

* cited by examiner



Figure 1



Figure 2



Figure 3



Figure 4




Figure 5




Figure 6




Figure 7




Figure 8




Figure 9



Figure 10