



US00D877107S

(12) **United States Design Patent**  
**Zhu**

(10) **Patent No.:** **US D877,107 S**  
(45) **Date of Patent:** **\*\* Mar. 3, 2020**

(54) **DVD PLAYER**

(71) Applicant: **SHENZHEN KEJINMING ELECTRONIC CO., LTD.**, Shenzhen (CN)

(72) Inventor: **Xianxiong Zhu**, Hubei (CN)

(73) Assignee: **SHENZHEN KEJINMING ELECTRONIC CO., LTD.**, Shenzhen (CN)

(\*\*) Term: **15 Years**

(21) Appl. No.: **29/657,217**

(22) Filed: **Jul. 19, 2018**

(51) **LOC (12) Cl.** ..... **14-03**

(52) **U.S. Cl.**  
USPC ..... **D14/129**

(58) **Field of Classification Search**  
USPC ..... D14/498-511, 125, 129  
CPC ..... B60K 35/00; B60K 37/00; B60K 37/02;  
B60K 37/06; B60R 11/02; H04B 1/06;  
H04B 1/08; H04B 1/082  
See application file for complete search history.

(56) **References Cited**

**U.S. PATENT DOCUMENTS**

D501,452 S \* 2/2005 Peng ..... D14/129  
D507,548 S \* 7/2005 Peng ..... D14/129

D512,972 S \* 12/2005 Peng ..... D14/129  
D513,738 S \* 1/2006 Peng ..... D14/501  
D515,052 S \* 2/2006 Peng ..... D14/129  
D519,476 S \* 4/2006 Peng ..... D14/129  
D538,244 S \* 3/2007 Zeitman ..... D14/500

\* cited by examiner

*Primary Examiner* — Randall H Gholson

(57) **CLAIM**

The ornamental design for a DVD player, as shown and described.

**DESCRIPTION**

FIG. 1 is a perspective view of a DVD player showing my new design;  
FIG. 2 is a back elevation view thereof;  
FIG. 3 is front elevation view thereof;  
FIG. 4 is a left side view thereof;  
FIG. 5 is a right side view thereof;  
FIG. 6 is a top plan view thereof; and,  
FIG. 7 is a bottom plan view thereof.  
The broken lines in the drawing depict environmental subject matter only and form no part of the claimed design.

**1 Claim, 7 Drawing Sheets**





FIG 1



FIG 2




FIG 3




FIG 4




FIG 5




FIG 6




FIG 7