



US00D877099S

(12) **United States Design Patent**  
**Toya et al.**

(10) **Patent No.:** **US D877,099 S**  
(45) **Date of Patent:** **\*\* Mar. 3, 2020**

(54) **FLEXIBLE PRINTED WIRING BOARD FOR A MODULE**

(71) Applicant: **Sumitomo Electric Industries, Ltd.**,  
Osaka-shi (JP)

(72) Inventors: **Kazumasa Toya**, Osaka (JP); **Kenji Saito**, Osaka (JP); **Youichi Nagai**, Osaka (JP); **Takashi Iwasaki**, Osaka (JP)

(73) Assignee: **Sumitomo Electric Industries, Ltd.**,  
Osaka-shi (JP)

(\*\*) Term: **15 Years**

(21) Appl. No.: **29/617,547**

(22) Filed: **Sep. 14, 2017**

(30) **Foreign Application Priority Data**

Mar. 15, 2017 (JP) ..... 2017-005253  
Mar. 15, 2017 (JP) ..... 2017-005254

(51) **LOC (12) Cl.** ..... **13-03**

(52) **U.S. Cl.**  
USPC ..... **D13/182**

(58) **Field of Classification Search**  
USPC .... D13/155, 182; 174/68.1, 68.2, 68.3, 250,  
174/253, 255, 256, 257, 258, 260  
CPC ..... H05K 1/00; H05K 1/02; H05K 1/0213;  
H05K 1/0215; H05K 1/0212; H05K  
1/0243; H05K 1/189; H05K 1/11; H05K  
1/0218; H05K 1/16; H05K 1/18; H05K  
1/03; H05K 9/00; H05K 3/10; H05K  
3/103; H05K 3/00; H05K 3/36; H05K  
3/361  
See application file for complete search history.

(56) **References Cited**

**U.S. PATENT DOCUMENTS**

5,799,392 A \* 9/1998 Mishiro ..... H05K 3/361  
156/273.3  
6,324,067 B1 \* 11/2001 Nishiyama ..... H05K 1/165  
174/262  
7,067,912 B2 \* 6/2006 Takeuchi ..... H01L 23/49827  
174/255

(Continued)

*Primary Examiner* — Elizabeth J Oswecki

(74) *Attorney, Agent, or Firm* — Baker Botts L.L.P.;  
Michael A. Sartori

(57) **CLAIM**

The ornamental design for a flexible printed wiring board for a module, as shown and described.

**DESCRIPTION**

FIG. 1 is a front view of a flexible printed wiring board for a module showing our new design;

FIG. 2 is a rear view thereof;

FIG. 3 is a top view thereof;

FIG. 4 is a bottom view thereof;

FIG. 5 is a right side view thereof;

FIG. 6 is a left side view thereof;

FIG. 7 is a perspective view thereof;

FIG. 8 is an enlarged front view of a portion taken along line 8-8 of FIG. 1;

FIG. 9 is an enlarged rear view of FIG. 8;

FIG. 10 is an enlarged top view of FIG. 8;

FIG. 11 is an enlarged bottom view of FIG. 8;

FIG. 12 is an enlarged right side view of FIG. 8;

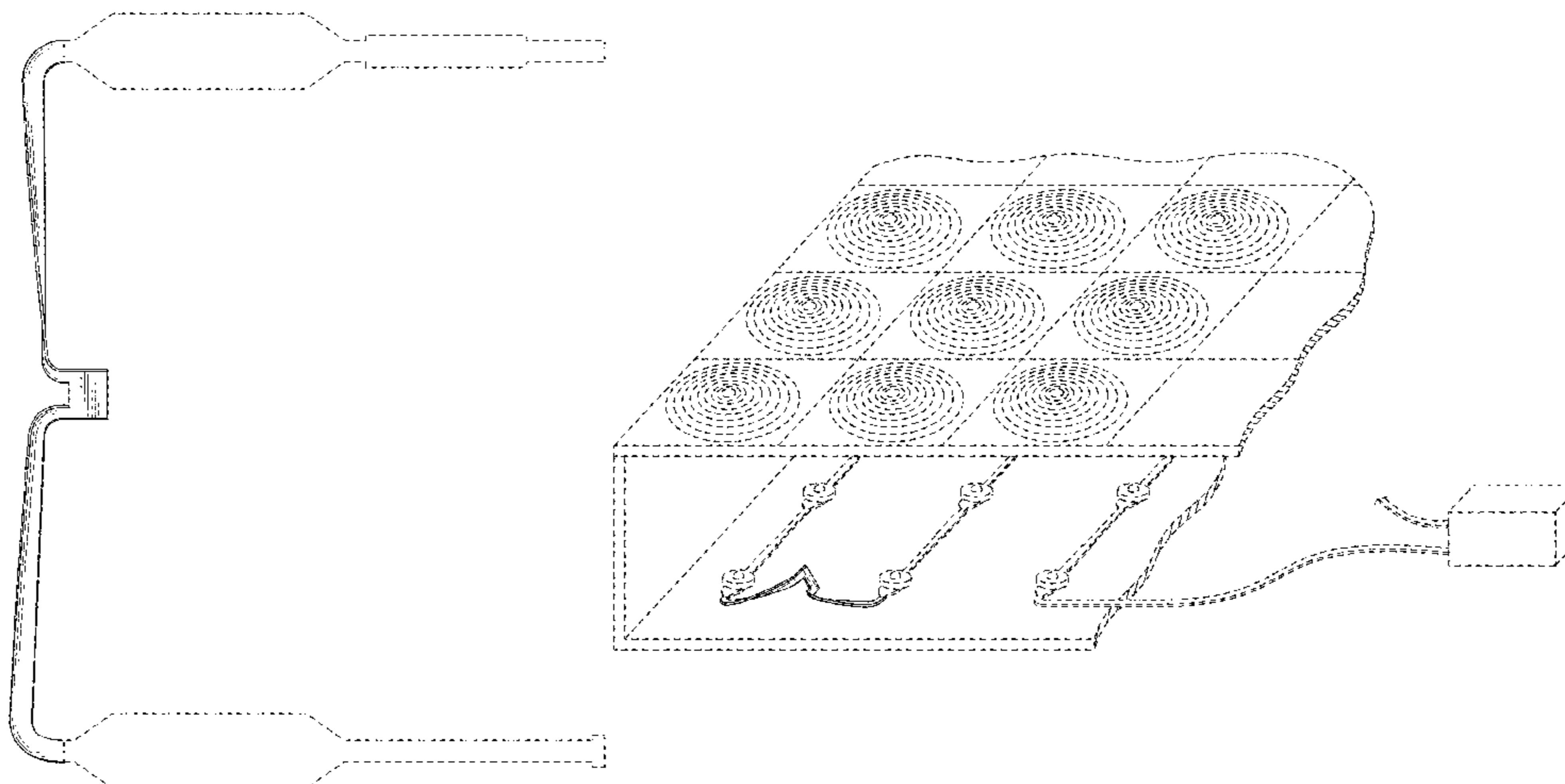
FIG. 13 is an enlarged left side view of FIG. 8;

FIG. 14 is an enlarged perspective view of FIG. 8; and,

FIG. 15 is another perspective view thereof, shown in a used condition with a device in broken lines.

The broken lines shown in the drawings represent portions of the flexible printed wiring board for a module that form no part of the claimed design. The dashed-dot-dashed lines indicate a boundary between the claimed and unclaimed portions of the design.

**1 Claim, 9 Drawing Sheets**



(56)

References Cited

U.S. PATENT DOCUMENTS

7,338,290 B2 \* 3/2008 Motohashi ..... H05K 1/117  
 439/55  
 7,466,519 B2 \* 12/2008 Wakaki ..... G11B 5/486  
 174/255  
 7,660,126 B2 \* 2/2010 Cho ..... H01R 35/02  
 174/254  
 8,035,983 B2 \* 10/2011 Takahashi ..... H05K 3/4691  
 174/255  
 8,238,109 B2 \* 8/2012 Sagisaka ..... H05K 3/4691  
 174/254  
 D687,397 S \* 8/2013 Kajiya ..... D13/182  
 8,866,027 B2 \* 10/2014 Oka ..... H05K 3/44  
 174/262  
 D757,666 S \* 5/2016 Yokoo ..... D13/182  
 D784,936 S \* 4/2017 Mori ..... D13/182  
 D785,575 S \* 5/2017 Mori ..... D13/182  
 D803,172 S \* 11/2017 Mori ..... D13/182  
 D803,803 S \* 11/2017 Mori ..... D13/182  
 D805,045 S \* 12/2017 Mori ..... D13/182  
 D810,707 S \* 2/2018 Mori ..... D13/182  
 D812,023 S \* 3/2018 Mori ..... D13/182

D831,594 S \* 10/2018 Mori ..... D13/182  
 2002/0007961 A1 \* 1/2002 Yamato ..... G11B 5/486  
 174/250  
 2005/0217895 A1 \* 10/2005 Maharshak ..... H05K 1/0287  
 174/262  
 2006/0169485 A1 \* 8/2006 Kawaguchi ..... H05K 3/4691  
 174/254  
 2006/0281343 A1 \* 12/2006 Uchida ..... H05K 3/363  
 439/67  
 2007/0281505 A1 \* 12/2007 Kobayashi ..... H05K 3/4691  
 439/69  
 2008/0014768 A1 \* 1/2008 Lee ..... H05K 3/429  
 439/77  
 2008/0093118 A1 \* 4/2008 Takahashi ..... H05K 3/4691  
 174/264  
 2008/0099230 A1 \* 5/2008 Takahashi ..... H05K 3/4691  
 174/250  
 2008/0289859 A1 \* 11/2008 Mikado ..... H05K 1/0281  
 174/254  
 2009/0229876 A1 \* 9/2009 Takahashi ..... H05K 3/4691  
 174/378  
 2009/0255111 A1 \* 10/2009 Takahashi ..... H05K 1/115  
 29/852

\* cited by examiner

FIG. 1

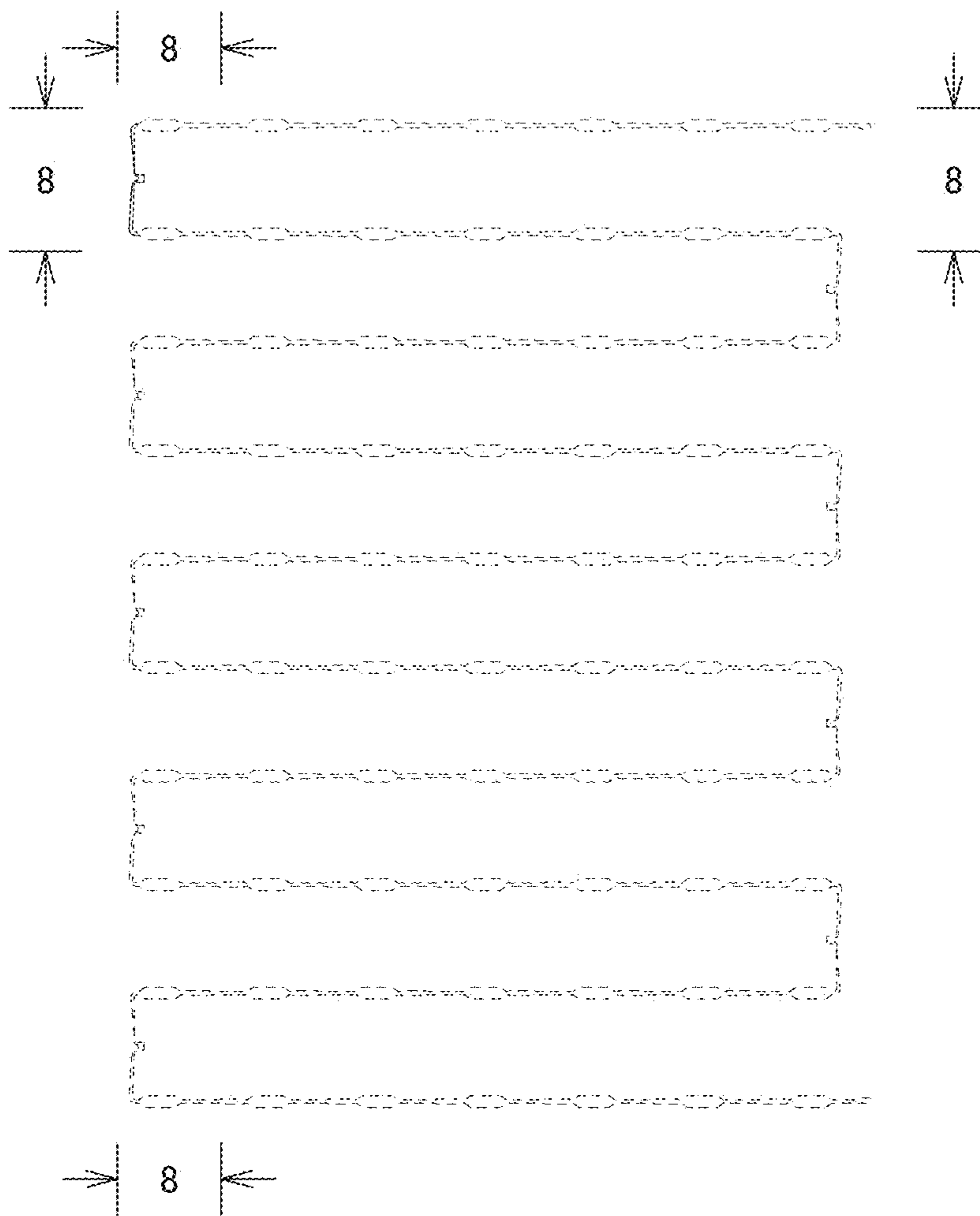


FIG.2



FIG.3




FIG.4




FIG.5




FIG.6

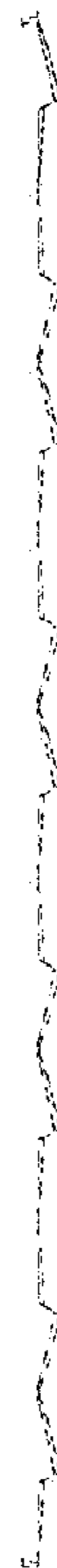


FIG. 7




FIG.8






FIG.9




FIG.10






FIG.11




FIG.12

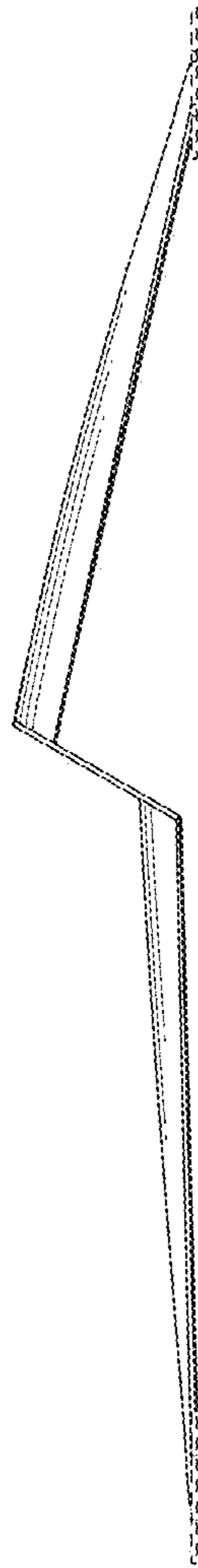


FIG. 13

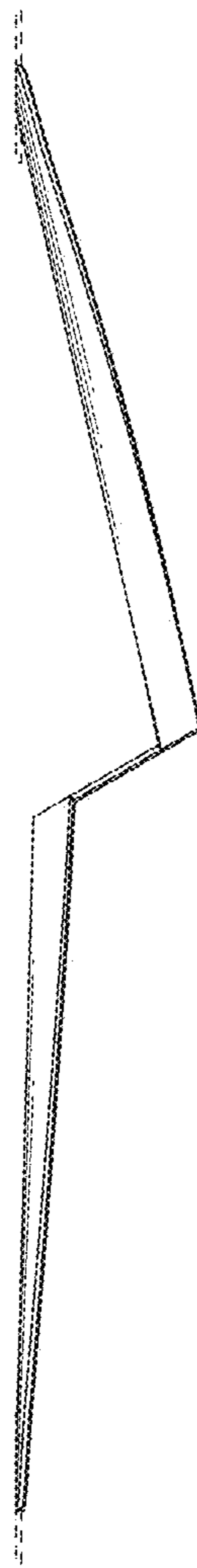


FIG.14

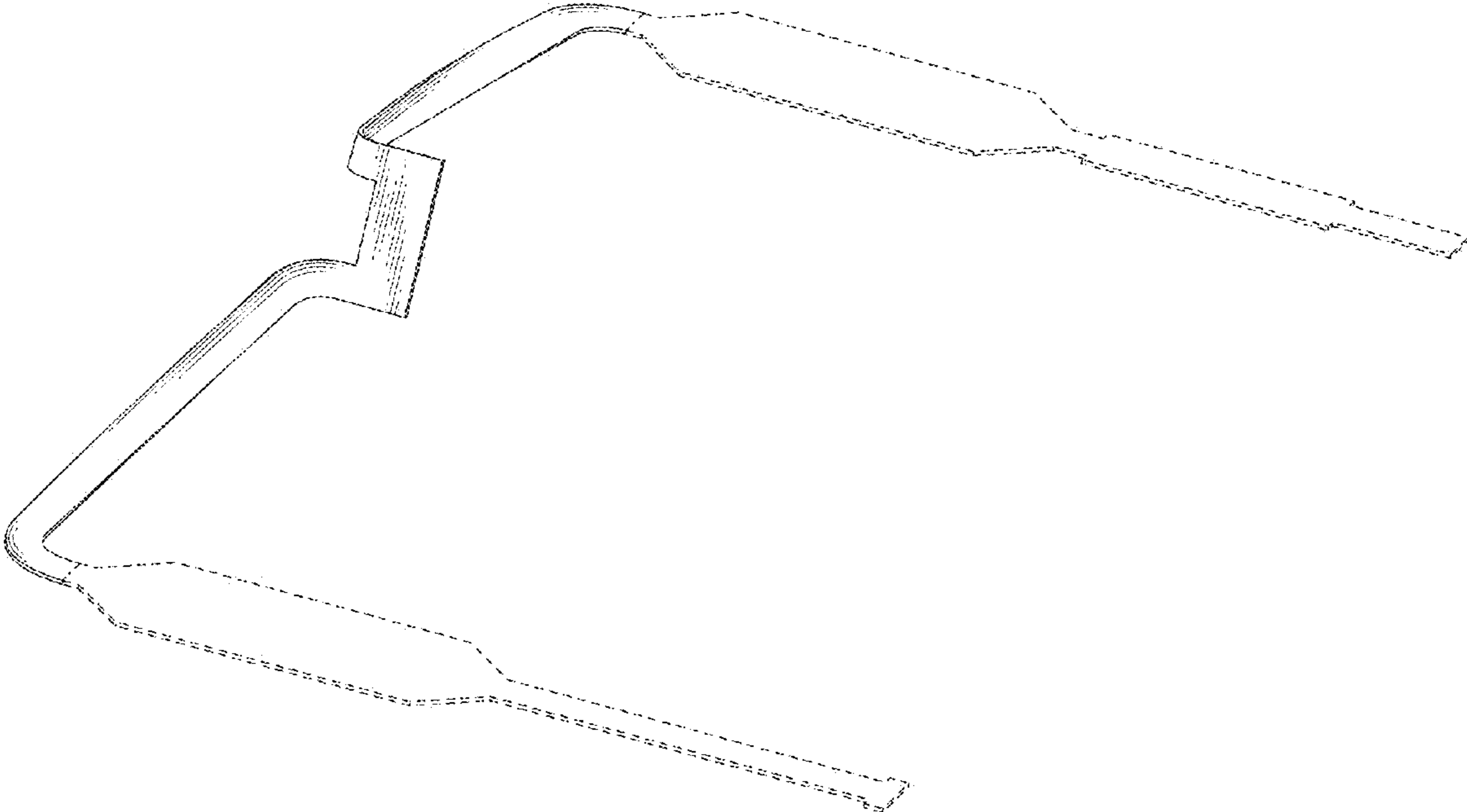


FIG.15

