



US00D877088S

(12) **United States Design Patent** (10) **Patent No.:** **US D877,088 S**
Musser et al. (45) **Date of Patent:** **** Mar. 3, 2020**

(54) **CONTACT**
(71) Applicant: **Samtec, Inc.**, New Albany, IN (US)
(72) Inventors: **Randall E. Musser**, New Albany, IN (US); **Jonathan E. Buck**, New Albany, IN (US)
(73) Assignee: **SAMTEC, INC.**, New Albany, IN (US)
(**) Term: **15 Years**
(21) Appl. No.: **29/655,786**
(22) Filed: **Jul. 6, 2018**
(51) **LOC (12) Cl.** **13-03**
(52) **U.S. Cl.**
USPC **D13/154**
(58) **Field of Classification Search**
USPC D13/154, 133
CPC H01R 12/721; H01R 13/40; H01R 13/41;
H01R 12/82
See application file for complete search history.

8,333,617 B2 12/2012 Fjelstad
D708,580 S 7/2014 McCartin et al.
8,764,464 B2 7/2014 Buck et al.
8,784,116 B2 7/2014 Buck et al.
8,821,191 B2 9/2014 Soo
D718,245 S 11/2014 Sato
9,028,281 B2 5/2015 Kirk et al.
9,077,115 B2 7/2015 Yang
(Continued)

FOREIGN PATENT DOCUMENTS

TW D149636 S1 10/2012
TW D151642 S1 2/2013
(Continued)

OTHER PUBLICATIONS

Musser, et al., "Connector"; U.S. Appl. No. 29/652,014, filed Dec. 17, 2018.
(Continued)

Primary Examiner — Bridget L Eland
(74) *Attorney, Agent, or Firm* — Keating & Bennett, LLP

(57) **CLAIM**

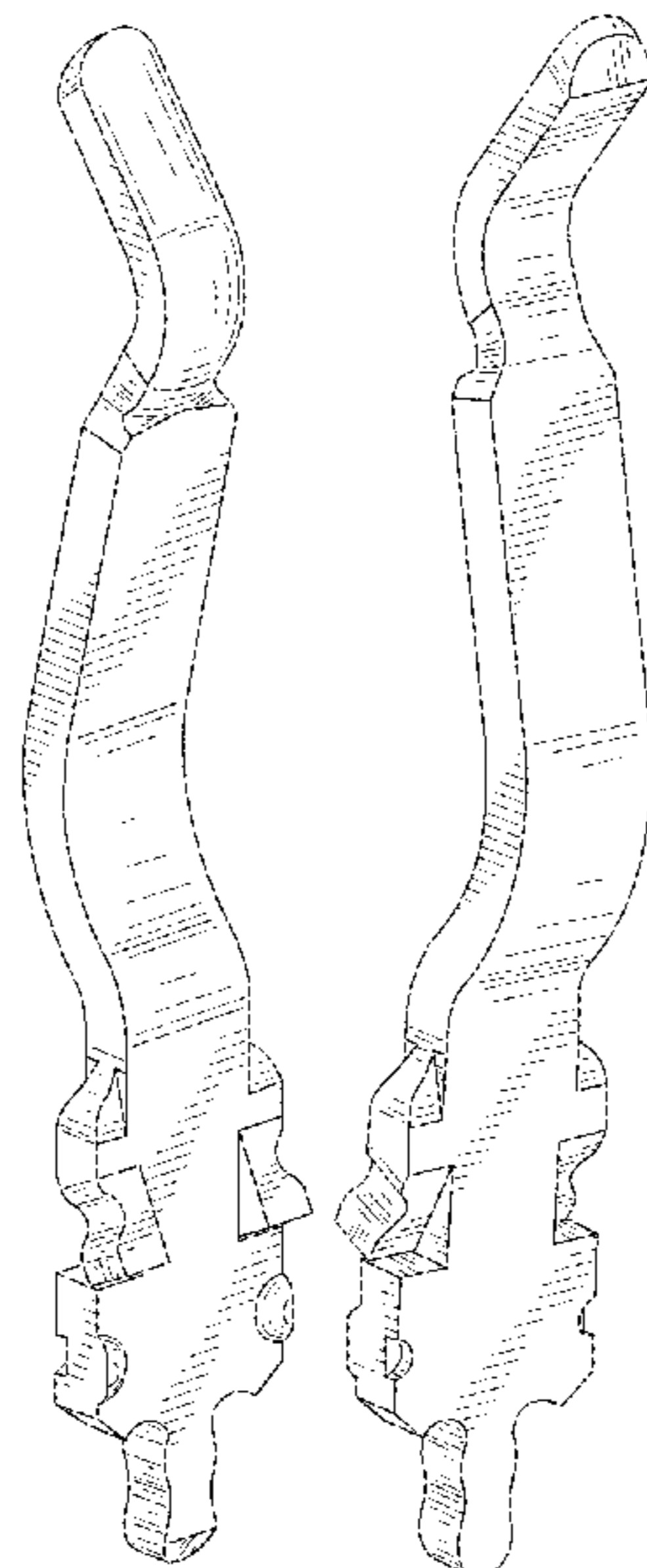
The ornamental design for a contact, as shown and described.

DESCRIPTION

FIG. 1 is a top, front, and left side perspective view of a contact showing our new design;
FIG. 2 is a top, back, and right side perspective view thereof;
FIG. 3 is a front view thereof;
FIG. 4 is a back view thereof;
FIG. 5 is a right view thereof;
FIG. 6 is a left view thereof;
FIG. 7 is a top view thereof; and,
FIG. 8 is a bottom view thereof.

1 Claim, 7 Drawing Sheets

(56) **References Cited**
U.S. PATENT DOCUMENTS
4,780,095 A 10/1988 Classon et al.
5,525,071 A 6/1996 Obara et al.
5,848,920 A 12/1998 Klein et al.
5,941,715 A 8/1999 Huang
6,454,574 B1 9/2002 Yu
D562,768 S * 2/2008 Kishi D13/133
7,442,089 B2 10/2008 Regnier
D582,859 S 12/2008 Sasaki
D582,860 S 12/2008 Sasaki
D598,861 S 8/2009 Hoshino et al.
7,585,188 B2 9/2009 Regnier
D607,833 S * 1/2010 Yang D13/154
7,955,138 B1 6/2011 Zhu
D659,646 S 5/2012 Kajiura et al.
8,251,716 B2 8/2012 Chen
8,251,737 B2 8/2012 Van Stiphout et al.



(56)

References Cited

U.S. PATENT DOCUMENTS

9,300,103	B2	3/2016	Buck et al.	
D766,834	S *	9/2016	Endo	D13/154
D766,835	S *	9/2016	Endo	D13/154
D767,501	S *	9/2016	Yuan	D13/154
D767,502	S *	9/2016	Yuan	D13/154
D767,503	S *	9/2016	Yuan	D13/154
D811,336	S *	2/2018	Geske	D13/133
D822,608	S *	7/2018	Geske	D13/133
D852,755	S *	7/2019	Wang	D13/154
D852,756	S *	7/2019	Huang	D13/154
D852,757	S *	7/2019	Huang	D13/154
2012/0252232	A1	10/2012	Buck et al.	
2013/0337679	A1 *	12/2013	Tai	H01R 13/631 439/485
2014/0310957	A1	10/2014	Buck et al.	

FOREIGN PATENT DOCUMENTS

TW	D157156	S	11/2013
TW	D167749	S	5/2015
WO	2012/138519	A2	10/2012
WO	2018/039351	A1	3/2018

OTHER PUBLICATIONS

Musser, et al., "Connector"; U.S. Appl. No. 29/652,015, filed Dec. 17, 2018.
 Samtec, .050 Pitch Terminal Array Assembly, SEAM-XX-XX.X-XX-XX-X-A-XX-K-TR; By: Bratcher, Aug. 9, 2010, 7 sheets.
 Samtec, .050 Pitch Socket Array Assembly, SEAF-XX-XX.X-XX-XX-X-A-XX-K-TR; By: Bratcher, May 27, 2004, 5 sheets.
 Samtec, "Accelerate HD Micro Interfaces"; ADM6* Series, Nov. 21, 2018, 1 page.
 Samtec, "Accelerate HD Micro Interfaces"; ADF6* Series, Nov. 21, 2018, 1 page.
 Faith, et al.; U.S. Appl. No. 291579,623, filed Sep. 30, 2016.
 Musser, et al., "Contact"; U.S. Appl. No. 29/655,784, filed Jul. 6, 2018.
 Musser, et al., "Connector and Contact"; U.S. Appl. No. 29/652,012, filed Nov. 5, 2018.
 Musser, et al., "Connector"; U.S. Appl. No. 29/716,201, filed Dec. 6, 2019.
 Musser, et al., "Connector"; U.S. Appl. No. 29/716,202, filed Dec. 6, 2019.
 Musser, et al., "Connector"; U.S. Appl. No. 29/709,518, filed Oct. 15, 2019.

* cited by examiner

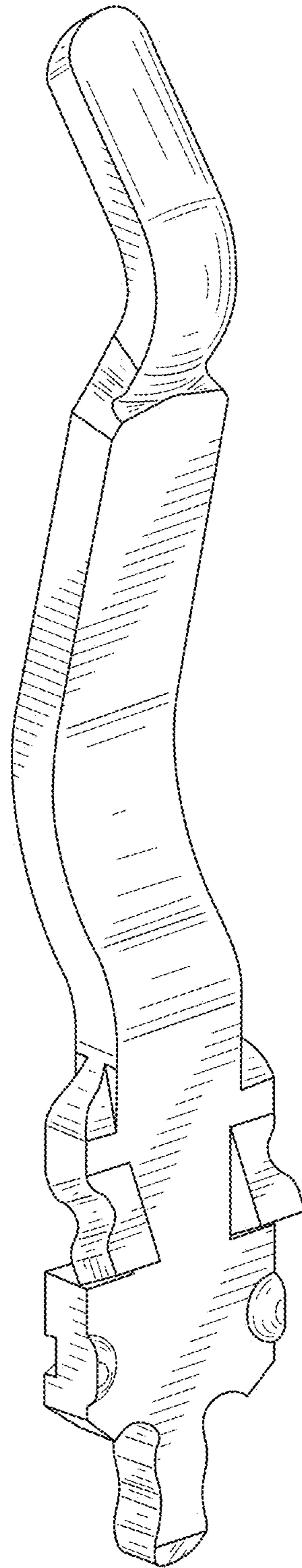


FIG. 1

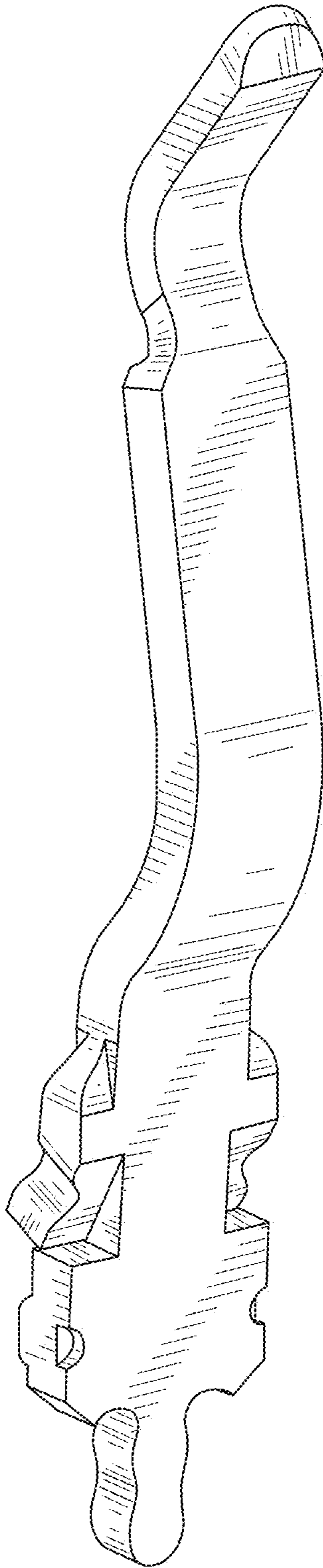


FIG. 2

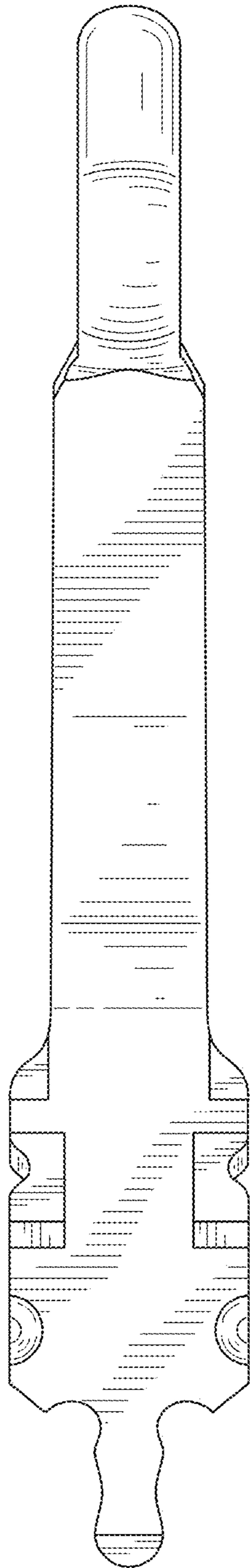


FIG. 3

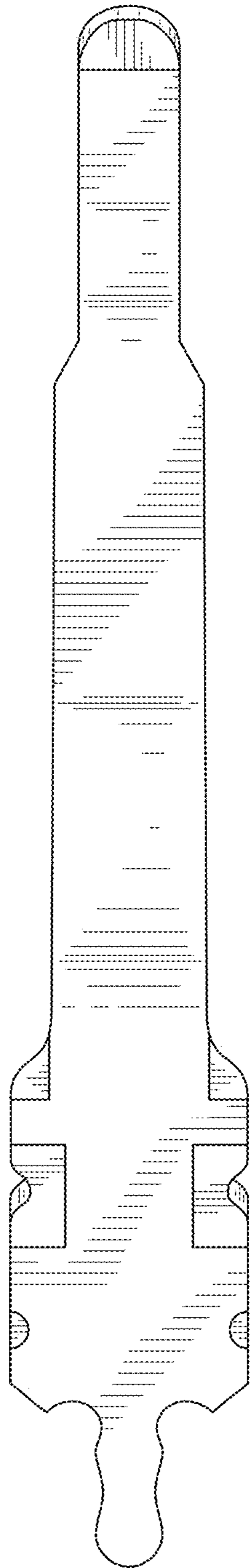


FIG. 4

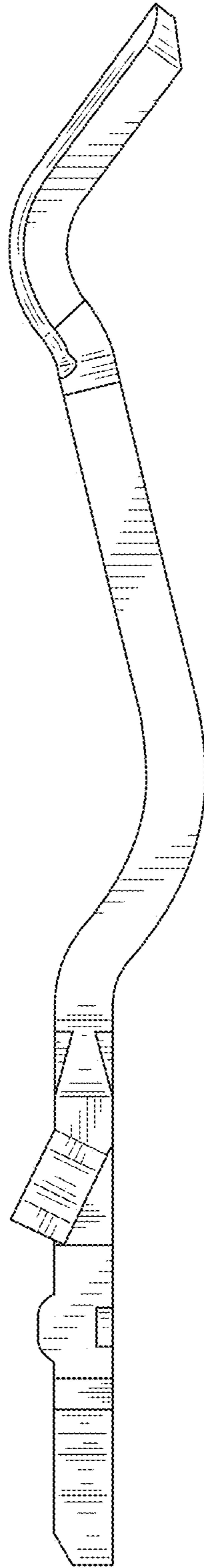


FIG. 5

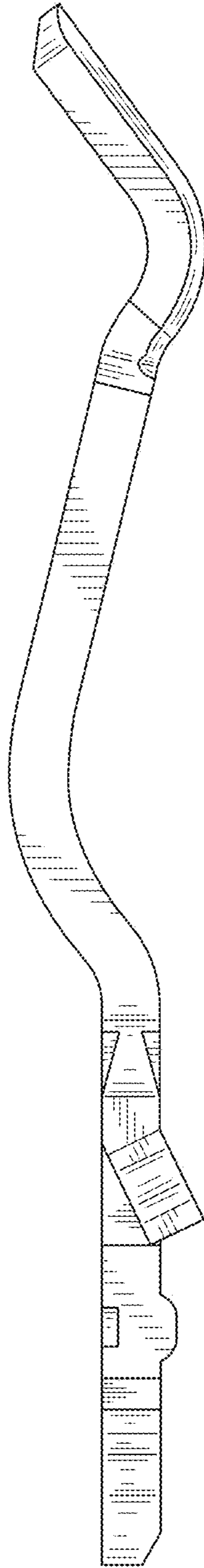


FIG. 6

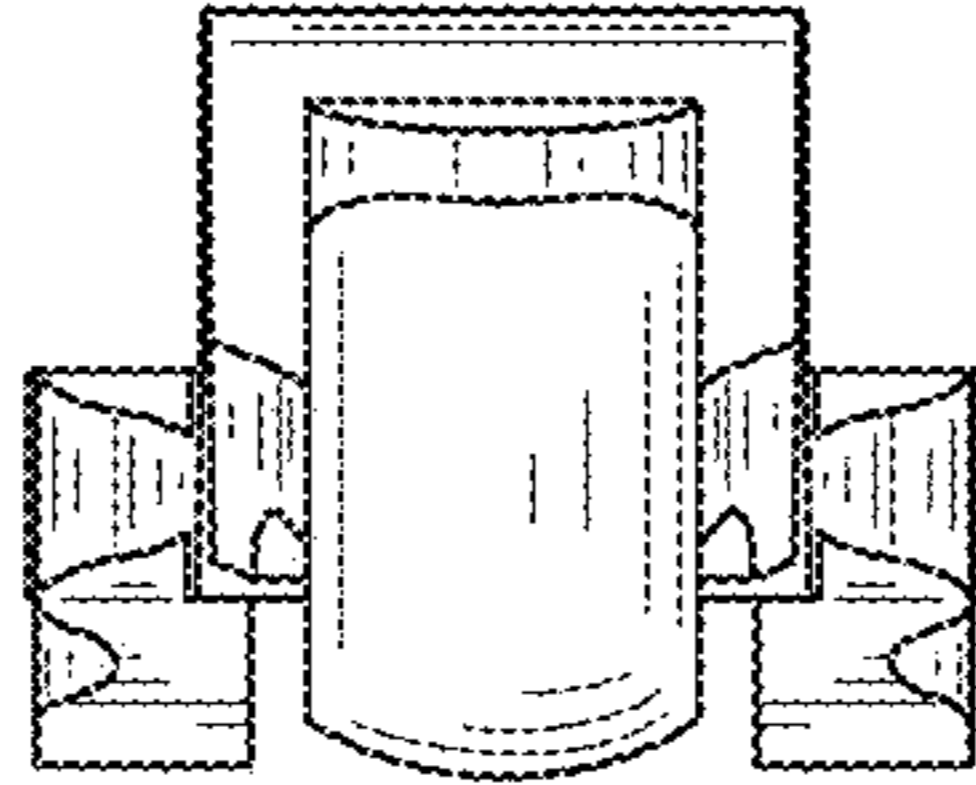


FIG. 7

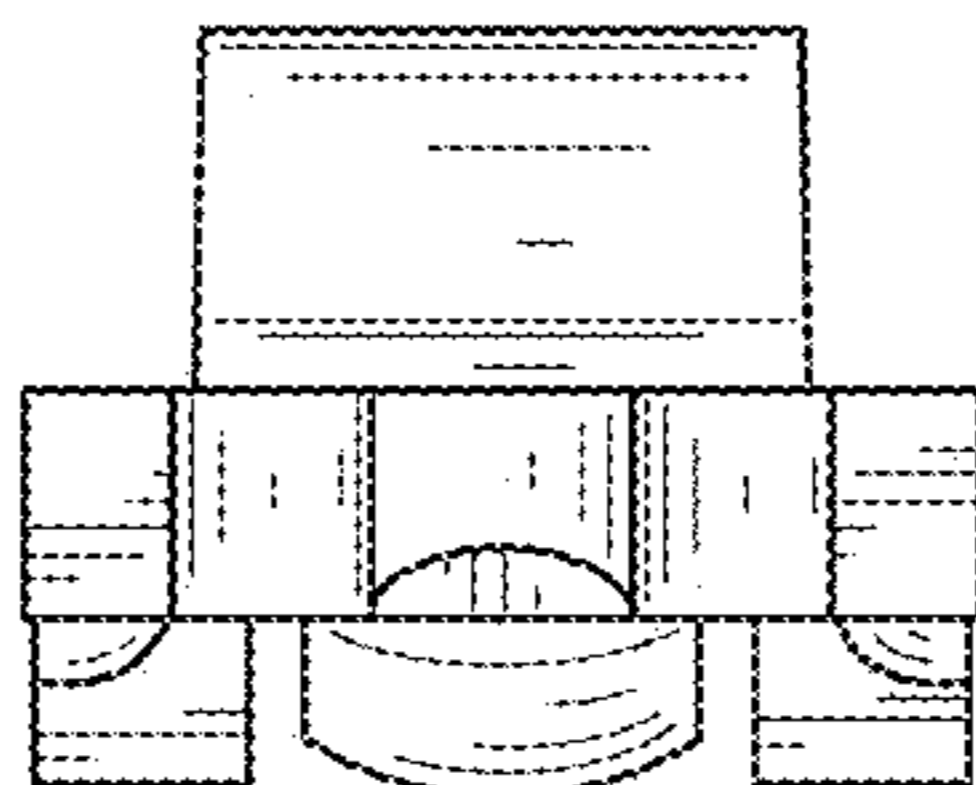


FIG. 8