



US00D877071S

(12) **United States Design Patent**  
**Johnson et al.**

(10) **Patent No.:** **US D877,071 S**  
(45) **Date of Patent:** **\*\* Mar. 3, 2020**

(54) **CHARGER**

(71) Applicant: **Capital One Services, LLC**, McLean, VA (US)

(72) Inventors: **Molly Elizabeth Johnson**, Alexandria, VA (US); **Tyler Locke**, Jersey City, NJ (US); **David Kelly Wurmfeld**, Falls Church, VA (US); **Adam Rothstein Koepfel**, Washington, DC (US)

(73) Assignee: **Capital One Services, LLC**, McLean, VA (US)

(\*\*) Term: **15 Years**

(21) Appl. No.: **29/670,471**

(22) Filed: **Nov. 15, 2018**

(51) **LOC (12) Cl.** ..... **13-02**

(52) **U.S. Cl.**  
USPC ..... **D13/108**

(58) **Field of Classification Search**  
USPC ..... D13/103-110, 118, 119, 184, 199;  
D14/251, 253, 432, 434  
CPC ..... Y02E 60/10; Y02E 60/12; Y02E 60/122;  
Y02E 60/124; Y02E 60/50; H01M 2/02;  
H01M 2/022; H01M 2/0202; H01M  
2/0207; H01M 2/0212; H01M 2/1061;  
H01M 2/1022; H01M 2/1055; H01M  
2/1066; H01M 2/105; H01M 2/20; H01M  
2/202; H01M 2/204; H01M 2/206; H01M  
10/44; H01M 10/46; H01M 10/465;  
H01M 10/482; H01M 2200/30; H01M  
2250/30; H01M 2250/40; H02J 7/00;  
H02J 7/0003; H02J 7/0011; H02J 7/0013;  
H02J 7/0054; H02J 7/0055; H02J 7/0057;  
H02J 2007/0062

See application file for complete search history.

(56) **References Cited**

U.S. PATENT DOCUMENTS

D482,653	S	*	11/2003	Cho	.....	D13/110
D700,571	S	*	3/2014	Guccione	.....	D13/108
D718,236	S	*	11/2014	Murray	.....	D13/108
D735,131	S	*	7/2015	Akana	.....	D13/108
D740,750	S	*	10/2015	Mayden	.....	D13/108
D741,256	S	*	10/2015	Murphy-Reinhertz	.....	D13/108
D772,813	S	*	11/2016	Wahl	.....	D13/108
D782,973	S	*	4/2017	Zhou	.....	D13/108
D791,698	S	*	7/2017	Kim	.....	D13/108
D806,020	S	*	12/2017	Lu	.....	D13/107
D810,680	S	*	2/2018	Carreon	.....	D13/108
D812,559	S	*	3/2018	Xu	.....	D13/107
D821,309	S	*	6/2018	Barnard	.....	D13/108
D861,602	S	*	10/2019	Feng	.....	D13/108
2017/0104352	A1	*	4/2017	Stratton	.....	H02J 7/0044
2017/0117512	A1	*	4/2017	Freitag	.....	H01M 2/0285
2018/0138463	A1	*	5/2018	Bruch	.....	H01M 2/021

\* cited by examiner

*Primary Examiner* — Rosemary K Tarcza

*Assistant Examiner* — Christy M Nemeth

(74) *Attorney, Agent, or Firm* — Finnegan, Henderson, Farabow, Garrett & Dunner, LLP

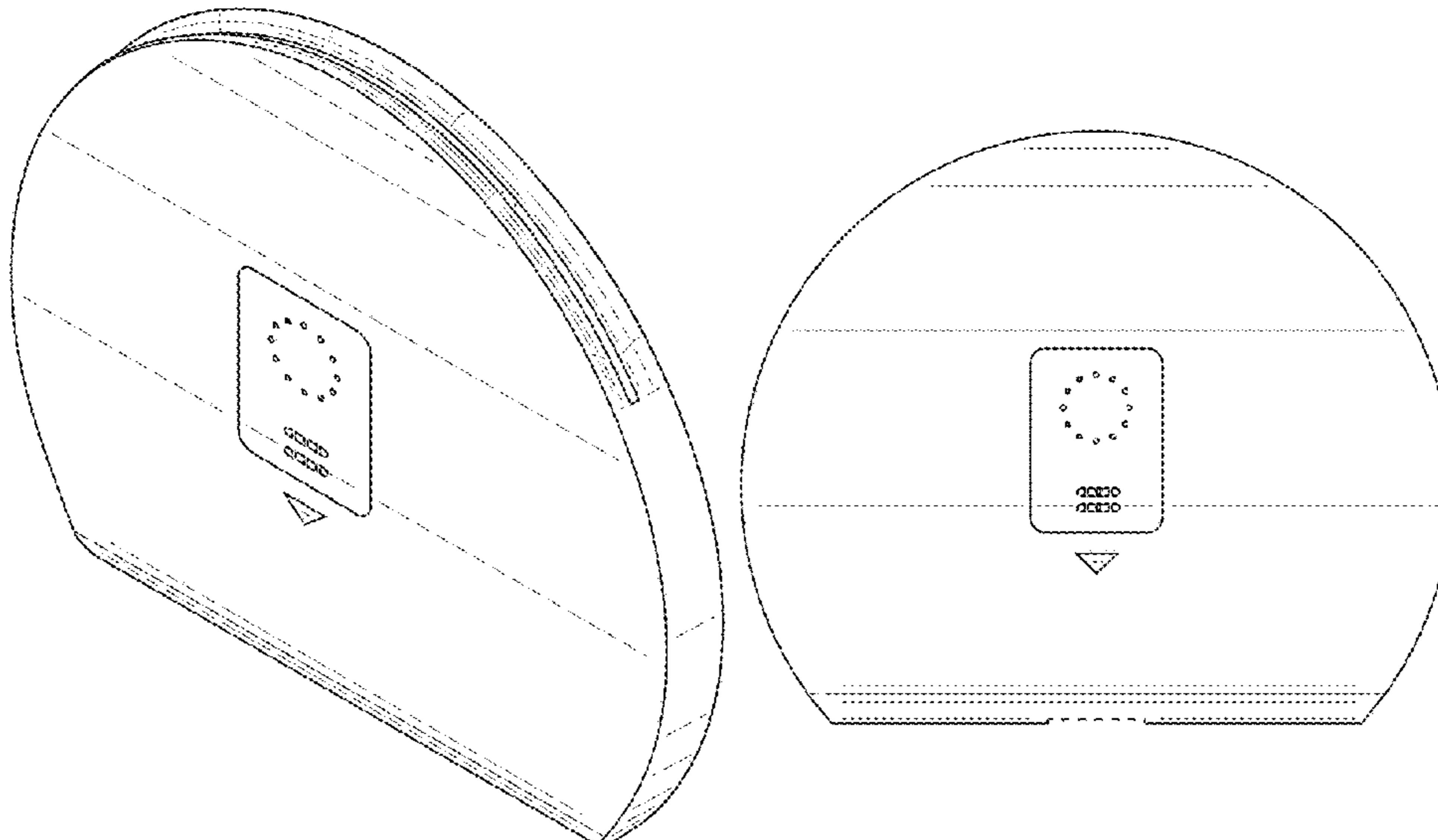
(57) **CLAIM**

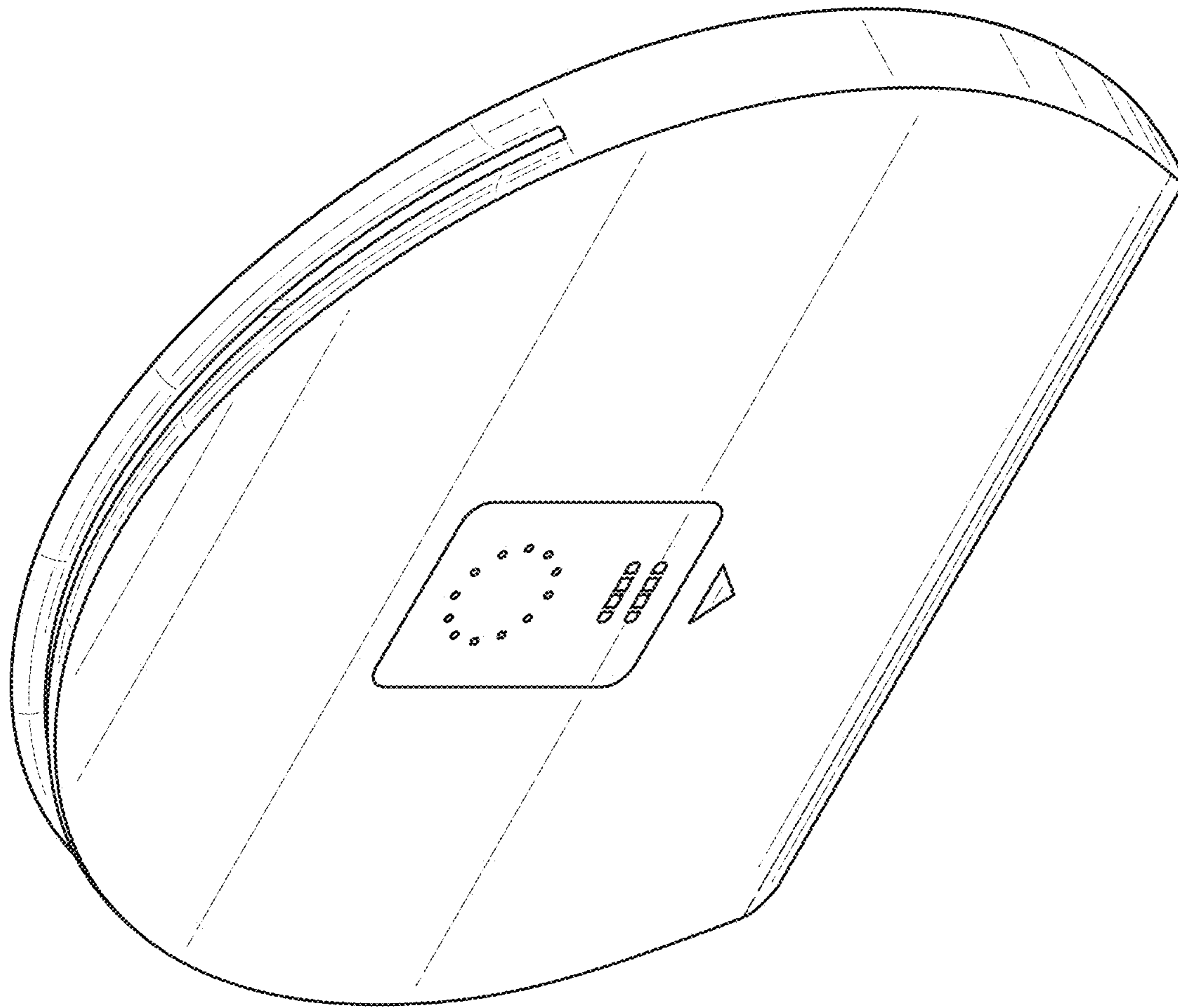
The ornamental design for a charger, as shown and described.

**DESCRIPTION**

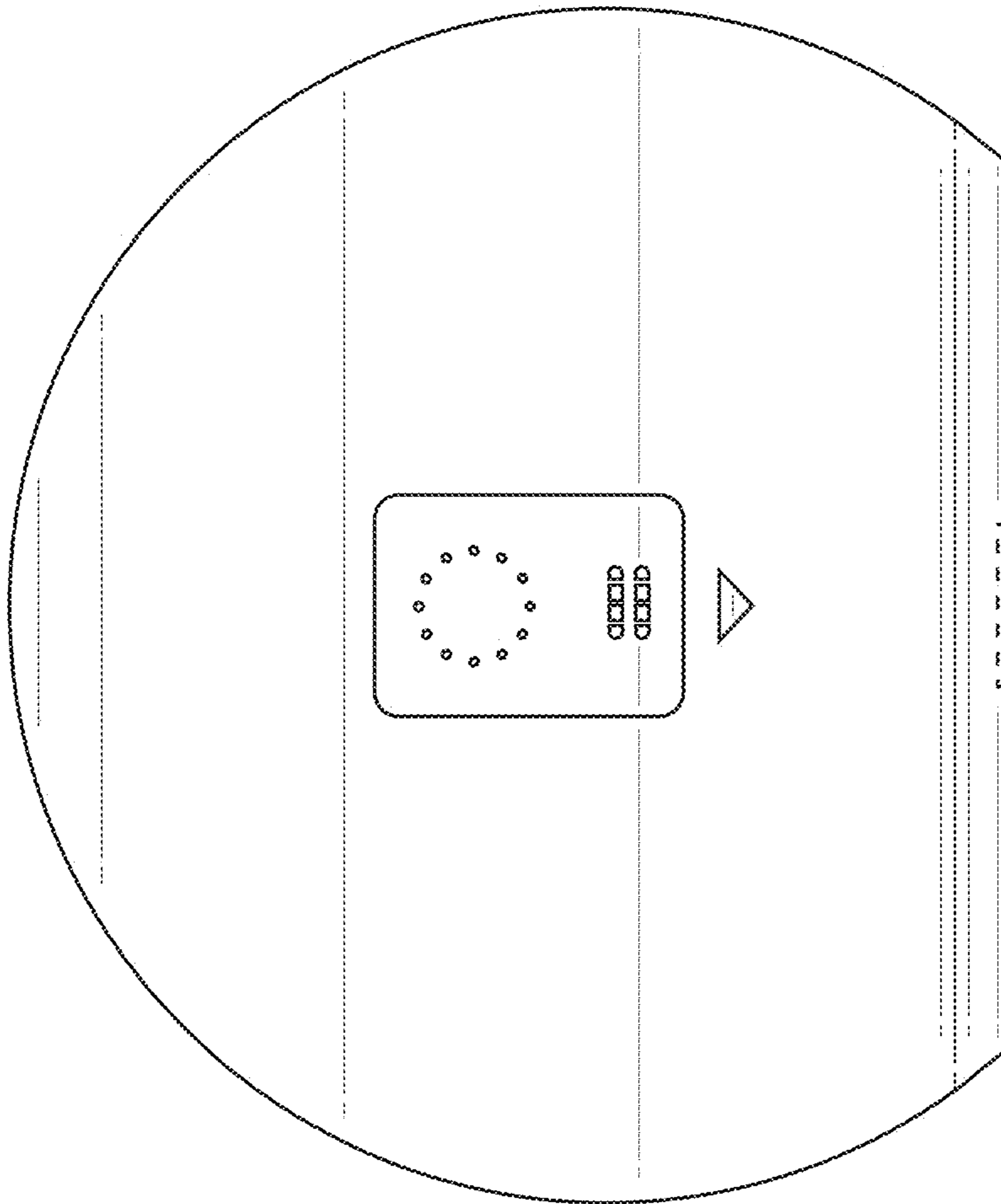
FIG. 1 is a top, front, right perspective view of a charger, showing our new design;  
FIG. 2 is a front elevation view thereof;  
FIG. 3 is a rear elevation view thereof;  
FIG. 4 is a left side view thereof;  
FIG. 5 is a right side view thereof;  
FIG. 6 is a top plan view thereof; and,  
FIG. 7 is a bottom plan view thereof.  
The broken lines shown in the drawings illustrate portions of the charger that form no part of the claimed design.

**1 Claim, 7 Drawing Sheets**

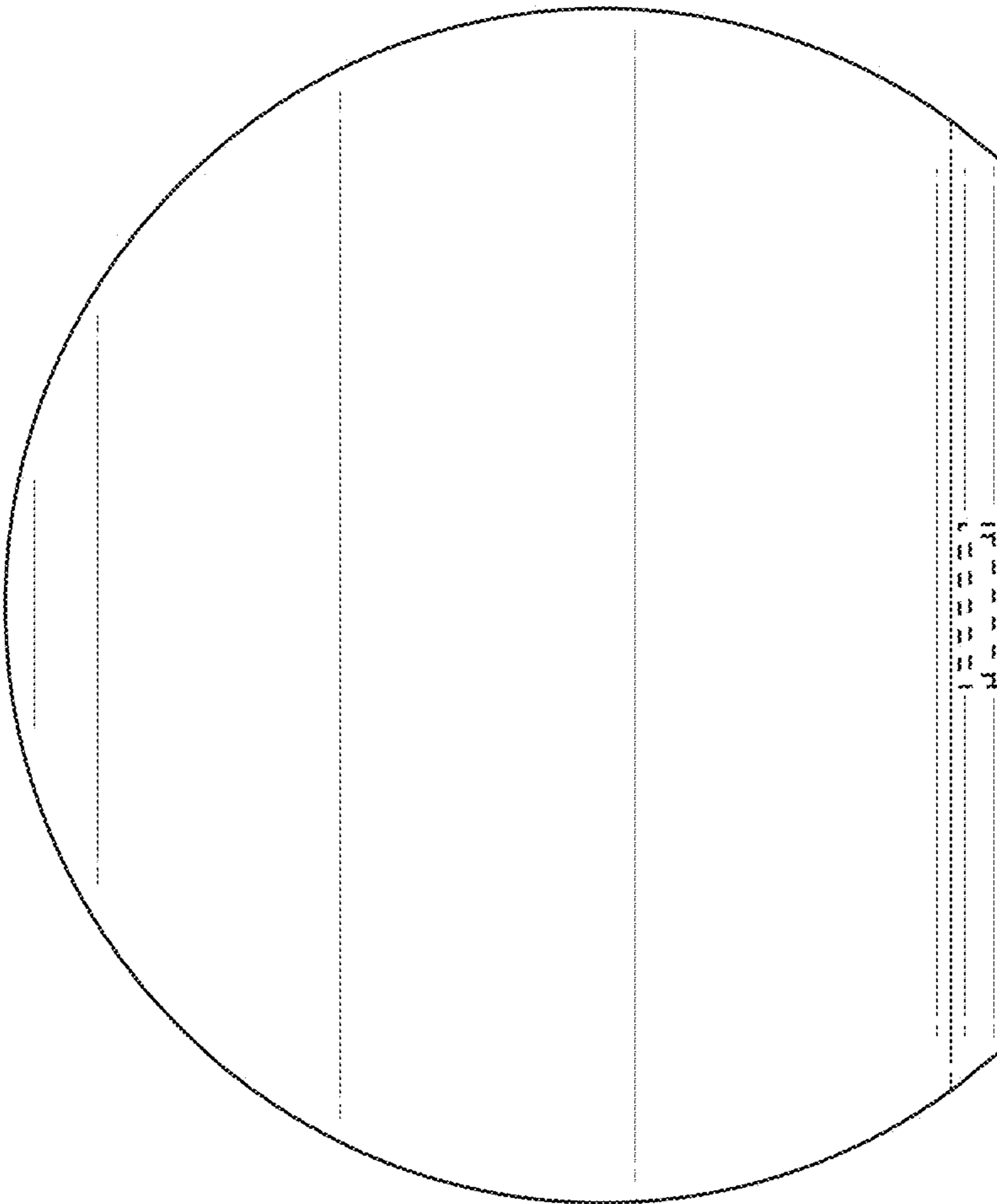




**FIG. 1**



**FIG. 2**




**FIG. 3**




**FIG. 4**



**FIG. 5**



**FIG. 6**



**FIG. 7**