



US00D877061S

(12) **United States Design Patent**
Gibson et al.

(10) **Patent No.:** **US D877,061 S**

(45) **Date of Patent:** **** *Mar. 3, 2020**

- (54) **SOLAR CELL ARTICLE**
- (71) Applicant: **SOLARIA CORPORATION**, Fremont, CA (US)
- (72) Inventors: **Kevin R. Gibson**, Redwood City, CA (US); **Douglas R. Battaglia**, Fremont, CA (US); **Aureo Parilla**, Fremont, CA (US)
- (73) Assignee: **SOLARIA CORPORATION**, Fremont, CA (US)
- (*) Notice: This patent is subject to a terminal disclaimer.
- (**) Term: **15 Years**
- (21) Appl. No.: **29/566,649**
- (22) Filed: **Jun. 1, 2016**

Related U.S. Application Data

- (63) Continuation-in-part of application No. 29/509,395, filed on Nov. 17, 2014, now Pat. No. Des. 762,163.
- (51) **LOC (12) Cl.** **13-02**
- (52) **U.S. Cl.**
USPC **D13/102**
- (58) **Field of Classification Search**
USPC D13/102, 103, 118, 119, 184, 199
CPC Y02E 10/00; Y02E 10/40; Y02E 10/42; Y02E 10/43; Y02E 10/45; Y02E 10/46; Y02E 10/50; Y02E 10/51; Y02E 10/544; Y02S 136/292; H01L 31/00; H01L 31/042; H01L 31/043; H01L 31/048; H01L 31/2021
See application file for complete search history.

(56) **References Cited**

U.S. PATENT DOCUMENTS

- 4,773,944 A * 9/1988 Nath B32B 17/10788
136/249
- D389,454 S * 1/1998 Mori D13/102

- 5,800,631 A * 9/1998 Yamada H01L 31/048
136/251
 - D442,139 S * 5/2001 Sasaoka D13/102
 - D559,174 S * 1/2008 Sharma D13/102
- (Continued)

OTHER PUBLICATIONS

bSolar High-Efficiency Bifacial Silicon Solar Cells, posted Sep. 11, 2012, internet, <https://greenbuildingelements.com/2012/09/11/b-solar-introduces-high-efficiency-bifacial-silicon-solar-cells-and-modules-in-the-us/>.*

(Continued)

Primary Examiner — Derrick E Holland

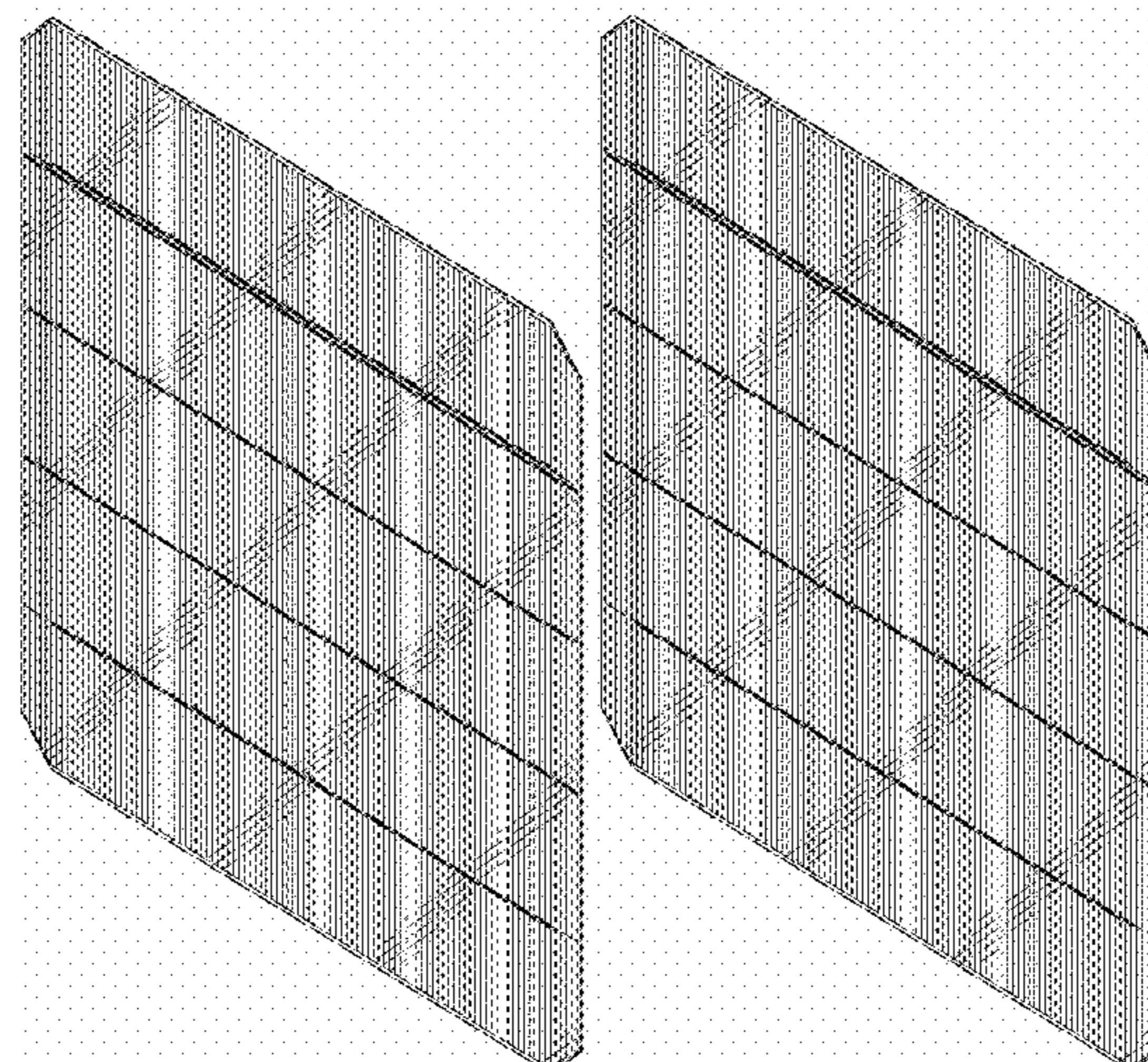
(57) **CLAIM**

The ornamental design for a solar cell article, as shown and described.

DESCRIPTION

FIG. 1 is a front perspective view of a solar cell article in an example;
 FIG. 2 is a front view thereof;
 FIG. 3 is a back view thereof;
 FIG. 4 is a top view thereof;
 FIG. 5 is a bottom view thereof;
 FIG. 6 is a first side view thereof; and
 FIG. 7 is a second side view thereof.
 FIG. 8 is a front perspective view of a solar cell article in an alternative example;
 FIG. 9 is a front view thereof;
 FIG. 10 is a back view thereof;
 FIG. 11 is a top view thereof;
 FIG. 12 is a bottom view thereof;
 FIG. 13 is a first side view thereof; and,
 FIG. 14 is a second side view thereof.
 The broken lines in the figures illustrate the portions of the design that form no part of the claimed design.

1 Claim, 8 Drawing Sheets



(56)

References Cited

U.S. PATENT DOCUMENTS

7,557,290 B2 * 7/2009 Schripsema H01L 31/048
136/243
D652,375 S * 1/2012 Kannou D13/102
D679,650 S * 4/2013 Farris, III D13/102
D689,817 S * 9/2013 Sun D13/102
9,006,563 B2 * 4/2015 Luch H01L 31/02008
136/257
2009/0025710 A1 * 1/2009 Hogan F24S 80/30
126/652
2012/0125396 A1 * 5/2012 Taira H01L 31/02243
136/244
2014/0124013 A1 * 5/2014 Morad H01L 31/0504
136/246

OTHER PUBLICATIONS

ECEEN Folding Solar Panel Charger, posted Feb. 17, 2016 at Amazon.com, internet, https://www.amazon.com/ECEEN-Efficiency-Sunpower-Waterproof-Activities/dp/B01BBCVIAQ/ref=cm_cr_arpd_product_top?ie=UTF8.*

* cited by examiner

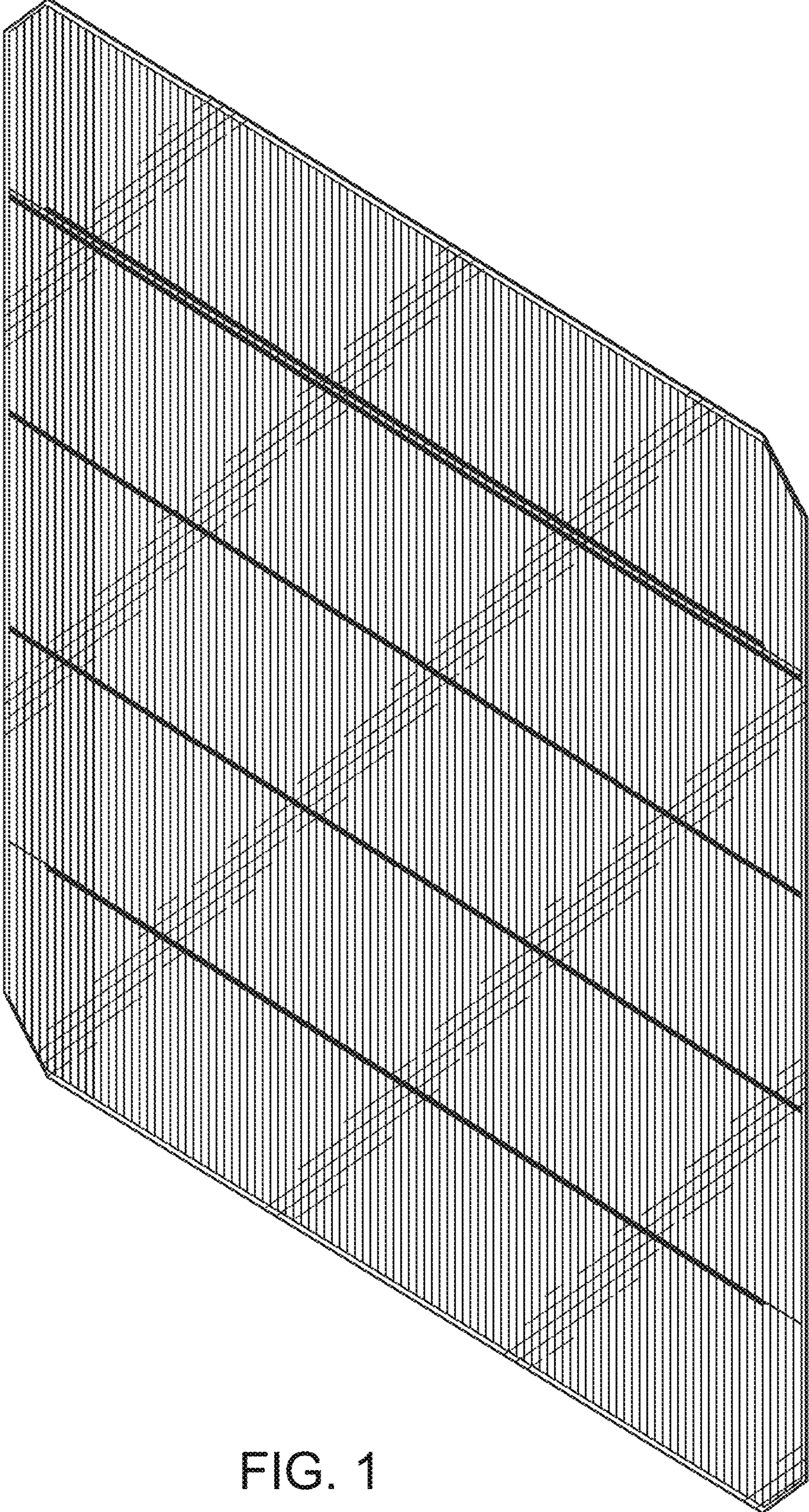


FIG. 1

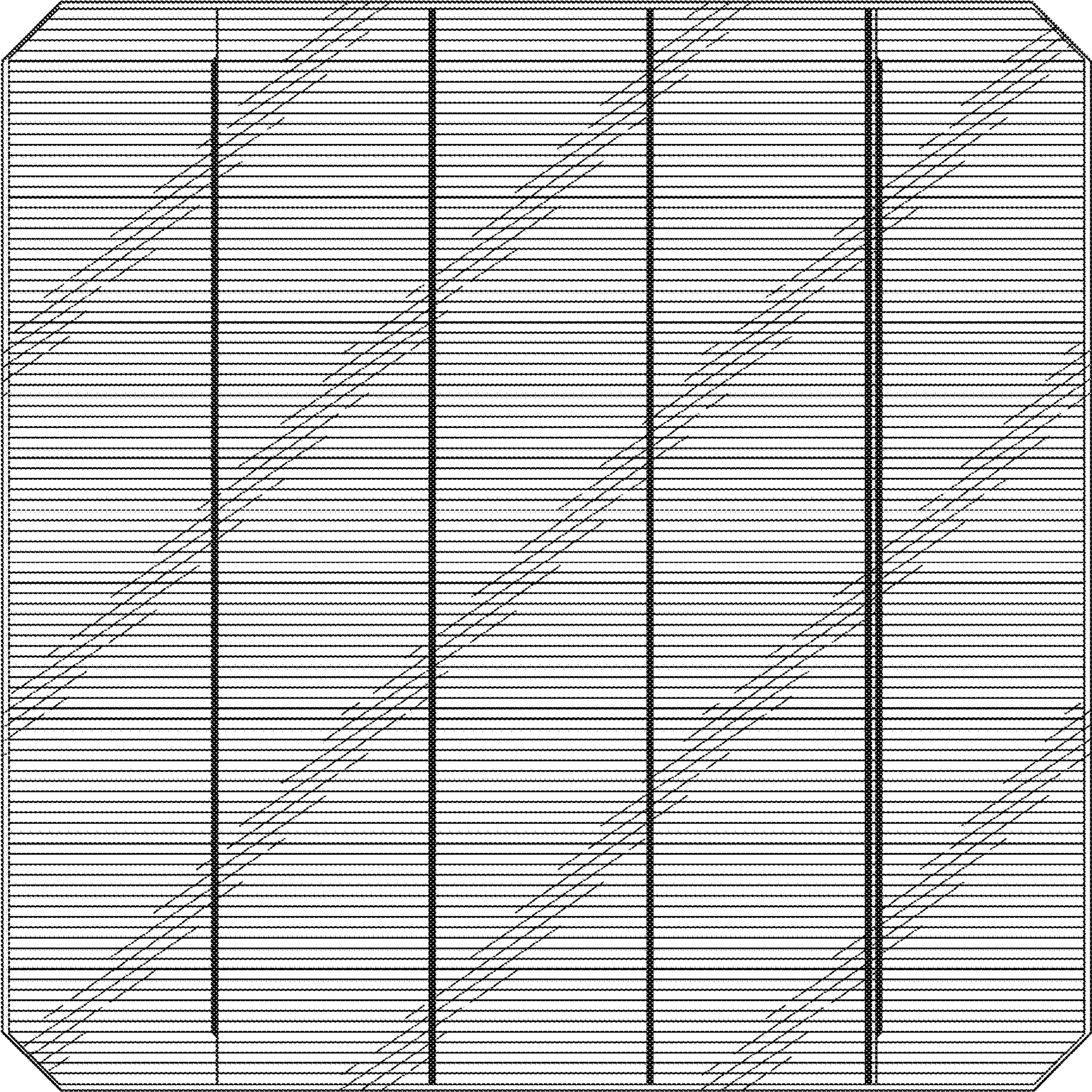


FIG. 2

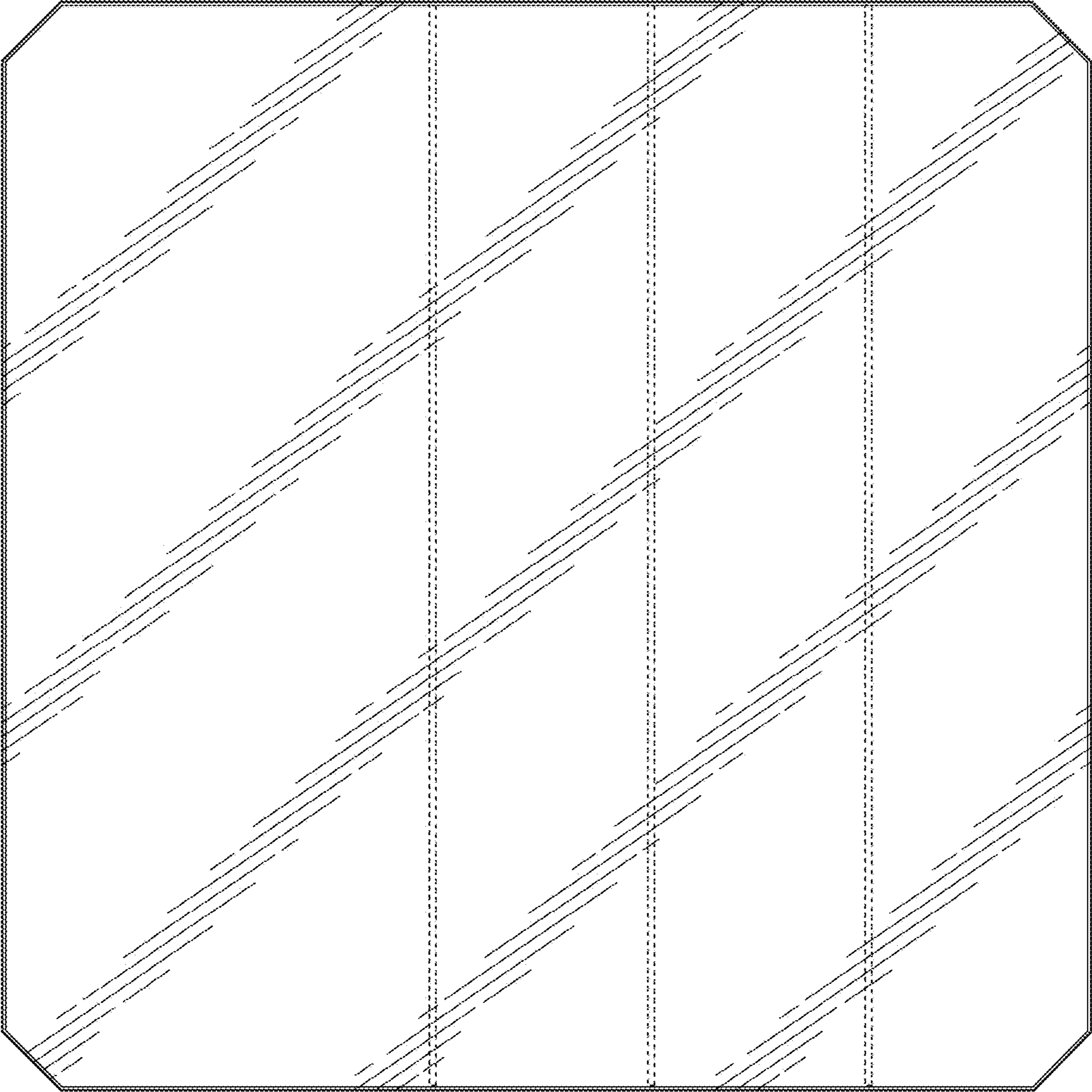


FIG. 3

FIG. 4

FIG. 5

FIG. 6

FIG. 7

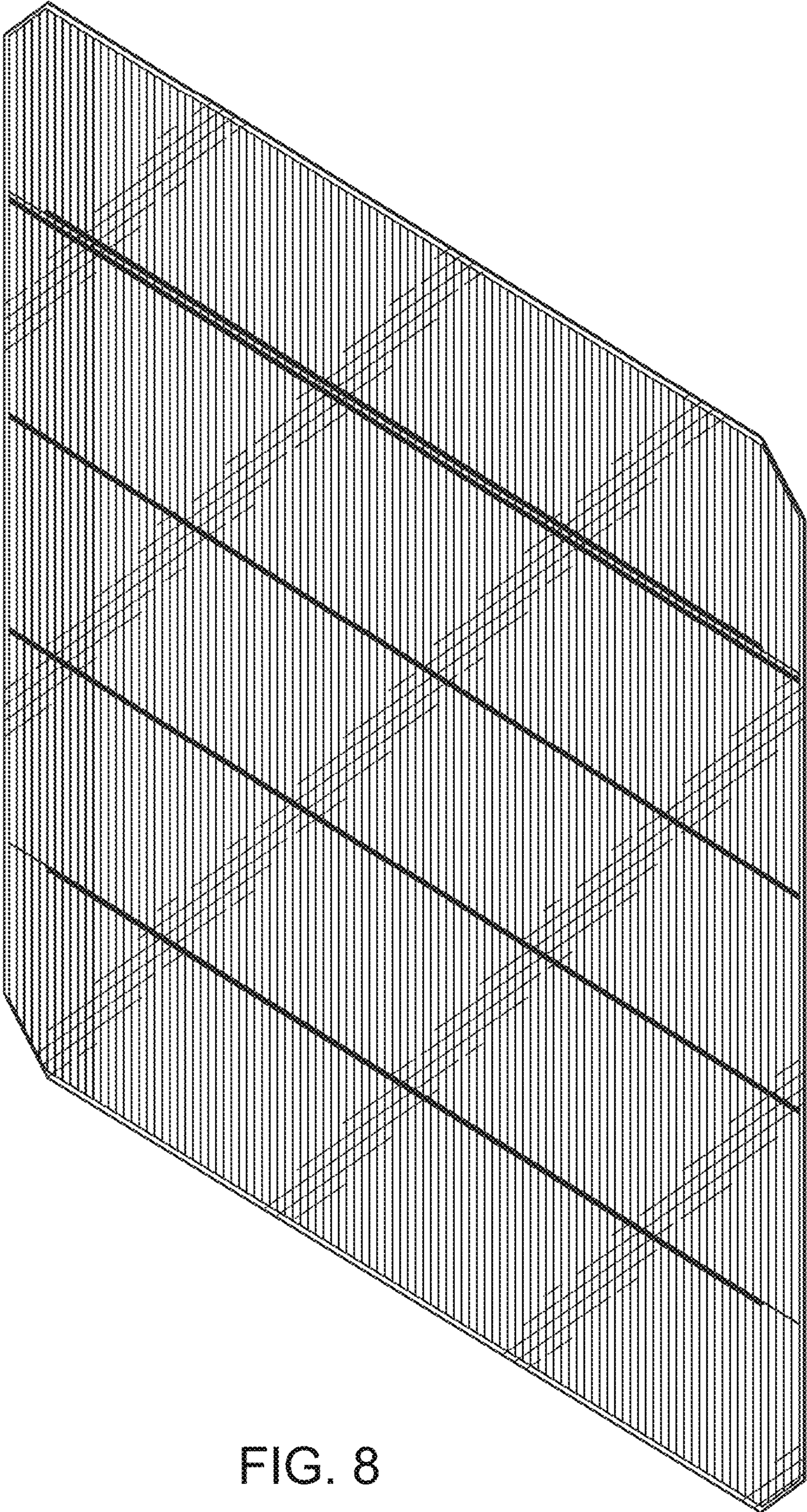


FIG. 8

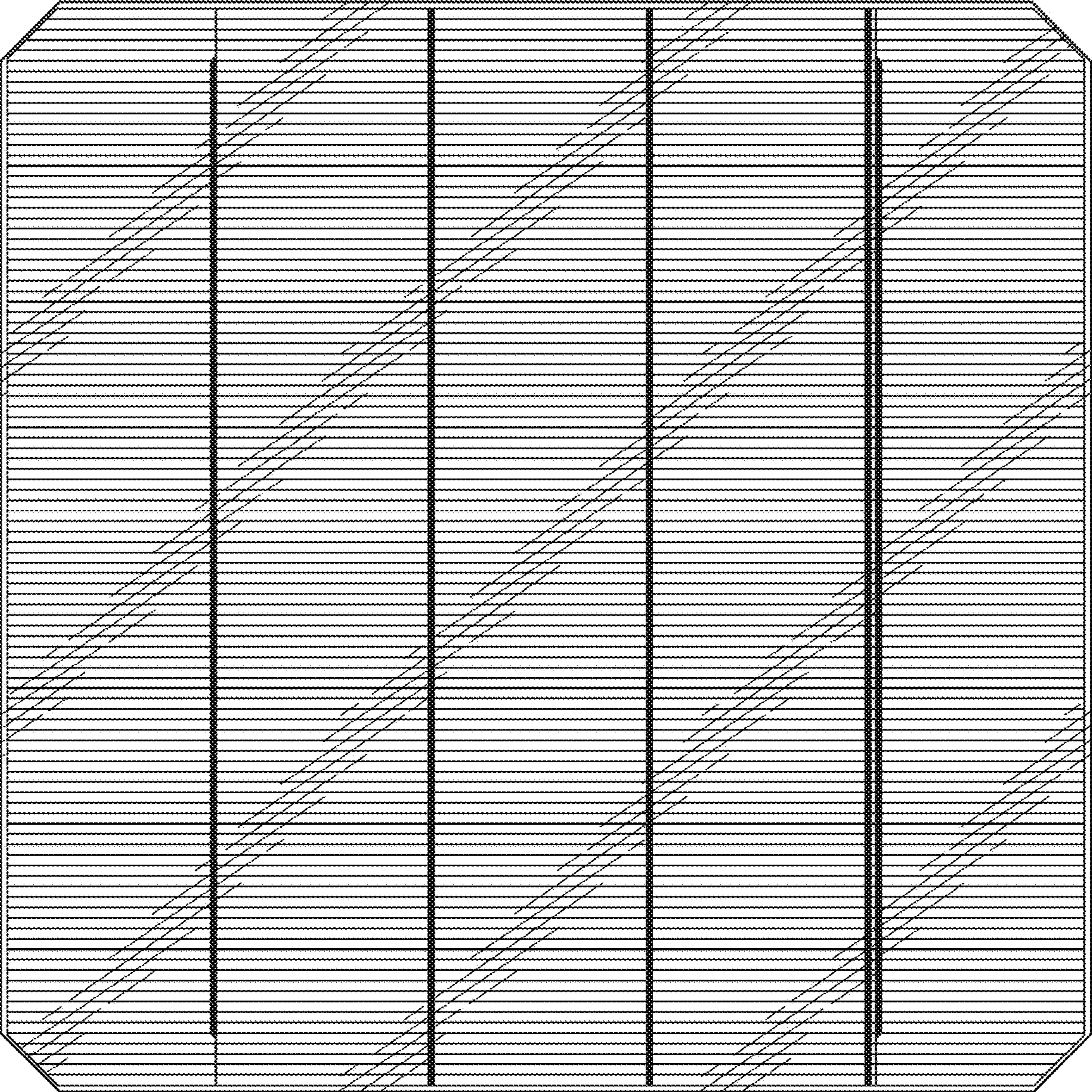


FIG. 9




FIG. 10

FIG. 11

FIG. 12

FIG. 13

FIG. 14