



US00D877049S

(12) **United States Design Patent**
Wang et al.

(10) **Patent No.:** **US D877,049 S**
(45) **Date of Patent:** **** Mar. 3, 2020**

(54) **TIRE**

(71) Applicant: **Shandong Linglong Tyre Co., Ltd.**,
Zhaoyuan (CN)

(72) Inventors: **Feng Wang**, Zhaoyuan (CN); **Craig Miller**, Zhaoyuan (CN); **Sheng Yang**,
Zhaoyuan (CN)

(**) Term: **15 Years**

(21) Appl. No.: **29/671,180**

(22) Filed: **Nov. 24, 2018**

(51) **LOC (12) Cl.** **12-15**

(52) **U.S. Cl.**
USPC **D12/519**

(58) **Field of Classification Search**
USPC D12/500-532, 604
CPC Y10T 152/10027; B60C 1/0016; B60C
11/0306; B60C 11/0302; B60C 3/06;
B60C 9/17

See application file for complete search history.

(56) **References Cited**

U.S. PATENT DOCUMENTS

D700,878 S * 3/2014 Takemoto D12/523
D710,291 S * 8/2014 Mosko D12/519

D733,636 S * 7/2015 Janesh D12/520
D743,872 S * 11/2015 Huang D12/519
D755,112 S * 5/2016 Jingjing D12/523
D768,054 S * 10/2016 Wang D12/523
D798,803 S * 10/2017 Wang D12/523
D821,961 S * 7/2018 Wakasugi D12/523
D826,138 S * 8/2018 Yamaoka D12/521
D831,564 S * 10/2018 Shavers D12/523
D849,675 S * 5/2019 Wang D12/590
D851,021 S * 6/2019 Wang D12/590

* cited by examiner

Primary Examiner — Michael C Stout

Assistant Examiner — John A Voytek

(74) *Attorney, Agent, or Firm* — W&K IP

(57) **CLAIM**

The ornamental design for a tire, as shown and described.

DESCRIPTION

FIG. 1 is perspective view of a tire;
FIG. 2 is a front view thereof;
FIG. 3 is a left side view thereof; and,
FIG. 4 is a detailed view thereof.

1 Claim, 4 Drawing Sheets






FIG.1

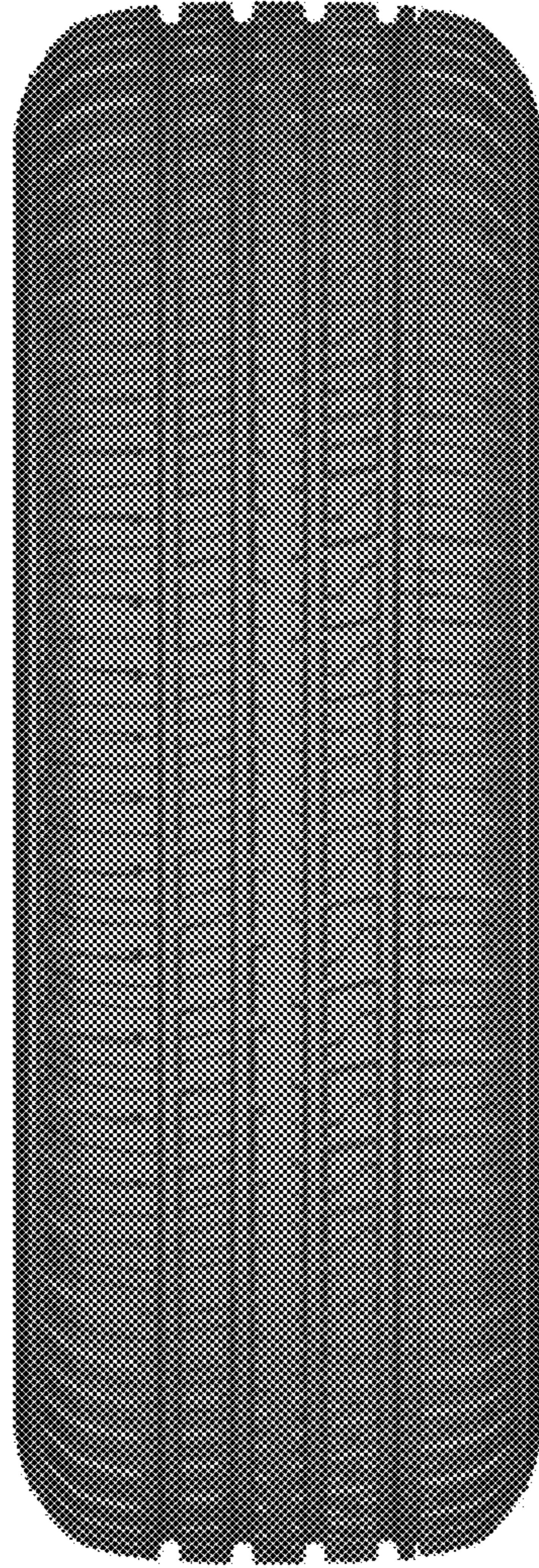


FIG.2



FIG.3

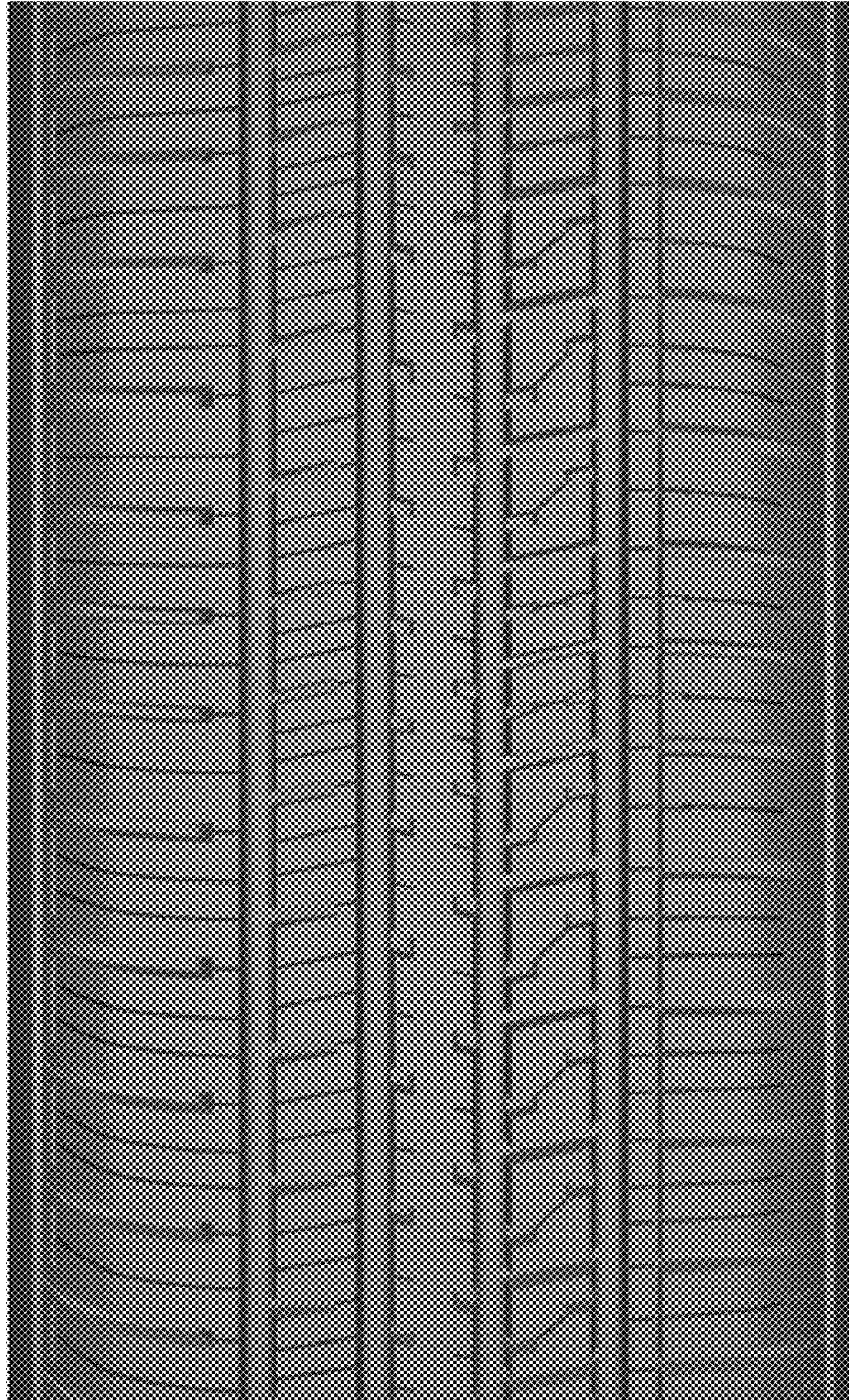


FIG.4