



US00D877034S

(12) **United States Design Patent**  
**Battams**

(10) **Patent No.:** **US D877,034 S**  
(45) **Date of Patent:** **\*\* Mar. 3, 2020**

- (54) **WHEEL**
- (71) Applicant: **Jaguar Land Rover Limited**, Whitley, Coventry (GB)
- (72) Inventor: **Robert Battams**, Whitley, Coventry (GB)
- (73) Assignee: **Jaguar Land Rover Limited**, Whitley, Coventry (GB)
- (\*\*) Term: **15 Years**
- (21) Appl. No.: **29/684,818**
- (22) Filed: **Mar. 25, 2019**

**Related U.S. Application Data**

- (62) Division of application No. 29/622,450, filed on Oct. 17, 2017, now Pat. No. Des. 848,345.

(30) **Foreign Application Priority Data**

Apr. 21, 2017 (EM) ..... 003867100

- (51) **LOC (12) Cl.** ..... **12-16**
- (52) **U.S. Cl.**  
USPC ..... **D12/211**

(58) **Field of Classification Search**

USPC ..... D12/204–213  
 CPC .... B60B 7/00; B60B 7/02; B60B 7/04; B60B 7/01; B60B 7/06; B60B 3/02; B60B 3/04; B60B 3/06; B60B 3/10; B60B 1/00; B60B 1/08; B60B 1/10; B60B 1/12  
 See application file for complete search history.

(56) **References Cited**

**U.S. PATENT DOCUMENTS**

- D654,007 S \* 2/2012 Nissl ..... D12/211
- D657,299 S \* 4/2012 Lee ..... D12/211

- D667,768 S \* 9/2012 Elmitt ..... D12/209
- D695,199 S \* 12/2013 Garbas ..... D12/211
- D717,709 S \* 11/2014 Valencia Pollex ..... D12/209
- D765,005 S \* 8/2016 Garbas ..... D12/211
- D787,415 S \* 5/2017 Juergens ..... D12/211
- D791,034 S \* 7/2017 Rueckheim ..... D12/209
- D791,048 S \* 7/2017 Valencia Pollex ..... D12/211
- D795,153 S \* 8/2017 Peat ..... D12/211
- D814,378 S \* 4/2018 Mielke ..... D12/209
- D822,576 S \* 7/2018 Austin ..... D12/211
- D830,937 S \* 10/2018 Hamilton ..... D12/209
- D844,532 S \* 4/2019 Austin ..... D12/211
- D845,202 S \* 4/2019 Battams ..... D12/209
- D848,345 S \* 5/2019 Battams ..... D12/211

\* cited by examiner

*Primary Examiner* — Stacia A Cadmus

(74) *Attorney, Agent, or Firm* — Wood Herron & Evans LLP

(57) **CLAIM**

The ornamental design for a wheel, as shown and described.

**DESCRIPTION**

FIG. 1 is a front left perspective view of a wheel for a vehicle according to the present invention.  
 FIG. 2 is a front right perspective view of the wheel shown in FIG. 1.  
 FIG. 3 is a front view thereof.  
 FIG. 4 is a side left view thereof, the right side view being a mirror image thereof.  
 FIG. 5 is a rear view thereof.  
 FIG. 6 is a rear right perspective view thereof; and,  
 FIG. 7 is a rear left perspective view thereof.

**1 Claim, 5 Drawing Sheets**








FIG. 1





FIG. 2





FIG. 3




FIG. 4





FIG. 5



FIG. 6





FIG. 7

UNITED STATES PATENT AND TRADEMARK OFFICE  
**CERTIFICATE OF CORRECTION**

PATENT NO. : D877,034 S  
APPLICATION NO. : 29/684818  
DATED : March 3, 2020  
INVENTOR(S) : Robert Battams

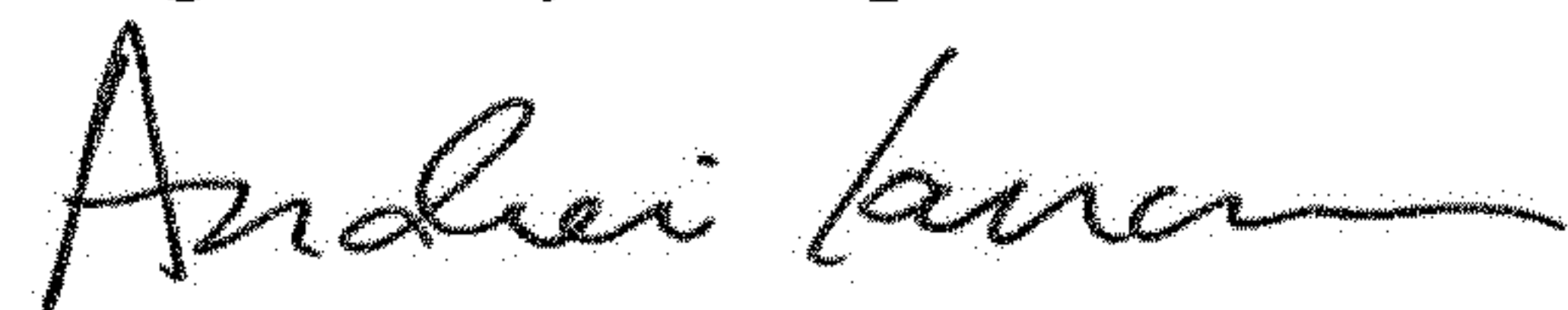
Page 1 of 1

It is certified that error appears in the above-identified patent and that said Letters Patent is hereby corrected as shown below:

On the Title Page

Column 2, "Description", Line 6, "FIG. 4 is a side left view thereof" should be ---FIG. 4 is a left side view thereof---

Signed and Sealed this  
Eighth Day of September, 2020



Andrei Iancu  
*Director of the United States Patent and Trademark Office*