



US00D877032S

(12) **United States Design Patent**
Baum

(10) **Patent No.:** **US D877,032 S**

(45) **Date of Patent:** **** Mar. 3, 2020**

(54) **WHEEL FOR MOTOR VEHICLE**

(71) Applicant: **Dr. Ing. h.c. F. Porsche**
Aktiengesellschaft, Stuttgart (DE)

(72) Inventor: **Benjamin Baum, Althengstett (DE)**

(73) Assignee: **Dr. Ing. h.c. F. Porsche**
Aktiengesellschaft (DE)

(**) Term: **15 Years**

(21) Appl. No.: **29/621,330**

(22) Filed: **Oct. 6, 2017**

(30) **Foreign Application Priority Data**

Apr. 7, 2017 (DE) 40 2017 100 451

(51) **LOC (12) Cl.** **12-16**

(52) **U.S. Cl.**
USPC **D12/211**

(58) **Field of Classification Search**
USPC D12/204–213; D21/533, 561, 563
CPC B60B 7/00; B60B 7/02; B60B 7/04; B60B
7/06; B60B 3/02; B60B 3/04; B60B 3/06;
B60B 3/10; B60B 1/00; B60B 1/08;
B60B 1/10; B60B 1/12

See application file for complete search history.

(56) **References Cited**

U.S. PATENT DOCUMENTS

D323,138 S * 1/1992 Malmgren D12/211
D404,702 S * 1/1999 Celeste D12/211

D538,731 S * 3/2007 Iwauchi D12/211
D581,337 S * 11/2008 Juergens D12/209
D617,717 S * 6/2010 Nordmann D12/211
D631,814 S * 2/2011 Baum D12/209
D648,255 S 11/2011 Scheinhütte
D660,767 S * 5/2012 von Holzhausen D12/209
D717,711 S * 11/2014 Kern D12/211
D720,675 S * 1/2015 Garbas D12/209
D740,734 S * 10/2015 Wheel D12/209
D763,159 S * 8/2016 Valencia Pollex D12/209
D769,164 S * 10/2016 Valencia Pollex D12/209
D782,384 S * 3/2017 Oh D12/209
D795,779 S * 8/2017 Valencia Pollex D12/211
D848,343 S * 5/2019 Chan D12/209

* cited by examiner

Primary Examiner — Sheryl Lane

Assistant Examiner — Calvin E Vansant

(74) *Attorney, Agent, or Firm* — RatnerPrestia

(57) **CLAIM**

The ornamental design for a wheel for motor vehicle, as shown and described.

DESCRIPTION



FIG. 1 is a front perspective view of a wheel for motor vehicle;

FIG. 2 is a front elevation view thereof; and,

FIG. 3 is a top plan view thereof.

The broken line shoe showing of the wheel for motor vehicle is for the purpose of illustrating portions of the wheel for motor vehicle and forms no part of the claimed design.

1 Claim, 2 Drawing Sheets






FIG. 1




FIG. 2




FIG. 3