



US00D877028S

(12) **United States Design Patent**  
**Kusunoki**

(10) **Patent No.:** **US D877,028 S**

(45) **Date of Patent:** **\*\* Mar. 3, 2020**

(54) **WHEEL FOR AUTOMOBILE**

(71) Applicant: **Nissan Motor Co., Ltd.**, Yokohama,  
Kanagawa (JP)

(72) Inventor: **Teppei Kusunoki**, Kanagawa (JP)

(73) Assignee: **Nissan Motor Co., Ltd.**, Yokohama  
(JP)

(\*\*) Term: **15 Years**

(21) Appl. No.: **29/673,995**

(22) Filed: **Dec. 19, 2018**

(30) **Foreign Application Priority Data**

Jul. 4, 2018 (JP) ..... 2018-014798

(51) **LOC (12) Cl.** ..... **12-16**

(52) **U.S. Cl.**  
USPC ..... **D12/209**

(58) **Field of Classification Search**  
USPC ..... D12/204–213  
CPC .... B60B 7/00; B60B 7/02; B60B 7/04; B60B  
7/01; B60B 7/06; B60B 3/02; B60B 3/04;  
B60B 3/06; B60B 3/10; B60B 1/00;  
B60B 1/08; B60B 1/10; B60B 1/12  
See application file for complete search history.

(56) **References Cited**

**U.S. PATENT DOCUMENTS**

D455,701 S *	4/2002	McMath	.....	D12/209
D574,311 S *	8/2008	Chung	.....	D12/209
D660,767 S *	5/2012	von Holzhausen	.....	D12/209
D695,669 S *	12/2013	Pollmann	.....	D12/209
D709,427 S *	7/2014	Clottu	.....	D12/209
D738,278 S *	9/2015	Wolff	.....	D12/209
D746,212 S *	12/2015	Valencia Pollex	.....	D12/211
D756,878 S *	5/2016	Valencia Pollex	.....	D12/209
D759,566 S *	6/2016	Valencia Pollex	.....	D12/211
D781,769 S *	3/2017	Valencia Pollex	.....	D12/211

D788,003 S *	5/2017	Conforzi	.....	D12/209
D791,670 S *	7/2017	Valencia Pollex	.....	D12/209
D798,217 S *	9/2017	Valencia Pollex	.....	D12/211
D804,388 S *	12/2017	Snyder	.....	D12/209
D817,247 S *	5/2018	Valencia Pollex	.....	D12/209
D822,574 S *	7/2018	Rucigaj	.....	D12/209
D826,826 S *	8/2018	Back	.....	D12/209
D828,801 S *	9/2018	Valencia Pollex	.....	D12/209
D843,300 S *	3/2019	Hodges	.....	D12/209
D846,478 S *	4/2019	Kovacs	.....	D12/209
D858,404 S *	9/2019	Oh	.....	D12/209
D858,409 S *	9/2019	Kolb	.....	D12/209
D859,268 S *	9/2019	Rosello Visa	.....	D12/209
D860,910 S *	9/2019	Daniel	.....	D12/209

\* cited by examiner

*Primary Examiner* — Stacia A Cadmus

(74) *Attorney, Agent, or Firm* — Global IP Counselors,  
LLP

(57) **CLAIM**

The ornamental design for a wheel for an automobile, as shown and described.

**DESCRIPTION**

FIG. 1 is a front elevational view of a wheel for an automobile in accordance with my new design; FIG. 2 is a rear elevational view thereof; FIG. 3 is a top plan view thereof; FIG. 4 is a bottom plan view thereof; FIG. 5 is a left side elevational view thereof; FIG. 6 is a right side elevational view thereof; and, FIG. 7 is a front side perspective view thereof.

The rear view of the wheel forms no part of the claimed design. The inside surfaces of the wheel, shown in broken lines in FIGS. 2 and 7, form no part of the claimed design since the inside surfaces are hidden when the wheel is mounted to the automobile.

A second embodiment of my new design includes the mirror image of the wheel shown in FIGS. 1 to 7.

**1 Claim, 7 Drawing Sheets**

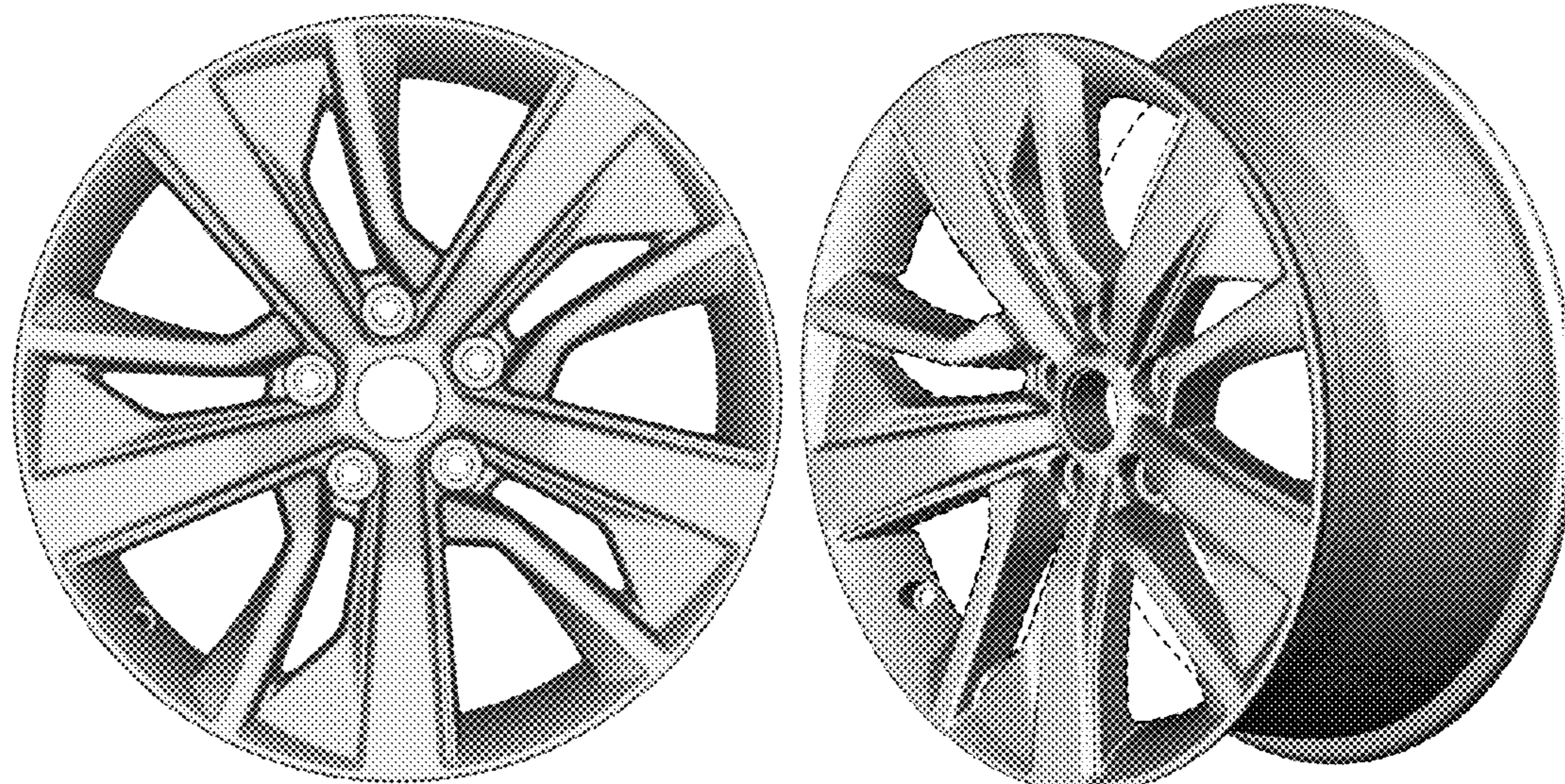




FIG. 1




FIG. 2




FIG. 3




FIG. 4




FIG. 5




FIG. 6



FIG. 7