



US00D877016S

(12) **United States Design Patent**
Jackson

(10) **Patent No.:** **US D877,016 S**

(45) **Date of Patent:** **** *Mar. 3, 2020**

- (54) **AUTOMOTIVE WHEEL**
- (71) Applicant: **Maxine Jackson**, Hyattsville, MD (US)
- (72) Inventor: **Maxine Jackson**, Hyattsville, MD (US)
- (*) Notice: This patent is subject to a terminal disclaimer.
- (**) Term: **15 Years**
- (21) Appl. No.: **29/575,506**
- (22) Filed: **Aug. 25, 2016**
- (51) **LOC (12) Cl.** **12-16**
- (52) **U.S. Cl.**
USPC **D12/209**
- (58) **Field of Classification Search**
USPC D12/204–213; D21/563
CPC B60B 7/00; B60B 7/02; B60B 7/04; B60B 7/01; B60B 7/06; B60B 3/02; B60B 3/04; B60B 3/06; B60B 3/10; B60B 1/00; B60B 1/08; B60B 1/10; B60B 1/12
See application file for complete search history.

D505,652 S *	5/2005	Sargent	D12/213
D512,009 S *	11/2005	Chen	D12/211
D512,676 S *	12/2005	Brown	D12/211
D524,709 S *	7/2006	Long	D12/209
D528,955 S *	9/2006	Kim	D12/209
D533,824 S *	12/2006	Martin	D12/209
D540,731 S *	4/2007	Evans	D12/209
D542,727 S *	5/2007	Manfredini	D12/211
D575,217 S *	8/2008	Graf	D12/209
D718,205 S *	11/2014	Boswell-Horstmeyer	D12/209
D721,631 S *	1/2015	Ferrett	D12/211
D736,688 S *	8/2015	Simpson	D12/209
D740,735 S *	10/2015	Matsumura	D12/211
D783,486 S *	4/2017	Simpson	D12/209
D788,679 S *	6/2017	Yang	D12/211
D823,220 S *	7/2018	Starr, Jr.	D12/209
D837,123 S *	1/2019	He	D12/209
D837,128 S *	1/2019	Liu	D12/209
D867,964 S *	11/2019	Selipanov	D12/209

* cited by examiner

Primary Examiner — Stacia A Cadmus

(57) **CLAIM**

The ornamental design for an automotive wheel, as shown and described.

DESCRIPTION



FIG. 1 is a front elevation view of an automotive wheel showing my new design;
 FIG. 2 is a rear elevation view thereof;
 FIG. 3 is a right side elevation view thereof, the opposite side, the top side, and the bottom side being a mirror image of the shown; and,
 FIG. 4 is an isometric view thereof.
 In the drawings, the broken lines depict environmental subject matter and form no part of the claimed design.

1 Claim, 4 Drawing Sheets

(56) **References Cited**

U.S. PATENT DOCUMENTS

D235,430 S *	6/1975	Scott	D12/205
D235,431 S *	6/1975	Scott	D12/205
D245,775 S	9/1977	Muth	
D256,453 S	8/1980	De Graaf	
D426,509 S	6/2000	La Delpha	
D489,308 S *	5/2004	Tirado	D12/209
D489,667 S *	5/2004	Kaucher	D12/209
D497,134 S *	10/2004	Anderson	D12/209
D497,340 S *	10/2004	Anderson	D12/209
D497,863 S *	11/2004	Cahyono	D12/209
D498,449 S *	11/2004	Smith	D12/209






FIG. 1




FIG. 2




FIG. 3




FIG. 4