



US00D877009S

(12) **United States Design Patent** (10) **Patent No.:** **US D877,009 S**
Luke et al. (45) **Date of Patent:** **** Mar. 3, 2020**

(54) **VEHICLE FRONT FASCIA LOWER**
(71) Applicant: **GM GLOBAL TECHNOLOGY OPERATIONS LLC**, Detroit, MI (US)
(72) Inventors: **Darren Luke**, West Bloomfield, MI (US); **Young S. Kim**, Canton, MI (US)
(73) Assignee: **GM GLOBAL TECHNOLOGY OPERATIONS LLC**, Detroit, MI (US)
(**) Term: **15 Years**
(21) Appl. No.: **29/680,409**
(22) Filed: **Feb. 15, 2019**

D683,672 S * 6/2013 Platto D12/169
D749,470 S * 2/2016 Behmer D12/169
D753,562 S * 4/2016 Wolff D12/169
D811,966 S * 3/2018 Platto D12/169
D813,731 S 3/2018 McMahan
D813,732 S 3/2018 Whitla et al.
D813,733 S 3/2018 Lee
D813,734 S 3/2018 Nakamura
D813,740 S 3/2018 Park
D813,741 S 3/2018 Perkins
D813,742 S 3/2018 McMahan et al.
D813,743 S 3/2018 Lee
D813,744 S 3/2018 Whitla et al.
D813,748 S 3/2018 Kim
D813,753 S 3/2018 Loeb

(Continued)

Related U.S. Application Data

(62) Division of application No. 29/630,058, filed on Dec. 19, 2017, now Pat. No. Des. 863,149.
(51) **LOC (12) Cl.** **12-16**
(52) **U.S. Cl.**
USPC **D12/169**
(58) **Field of Classification Search**
USPC D12/86, 90-92, 163, 169, 171, 181, 191, D12/196, 400
CPC B60R 19/02; B60R 19/023; B60R 19/04; B60R 19/18; B60R 19/24; B60R 19/44; B60R 19/48; B60R 19/52; B60R 19/56; B60R 2019/527; B60R 2019/1886
See application file for complete search history.

References Cited

U.S. PATENT DOCUMENTS

D382,833 S * 8/1997 Futschik D12/91
D416,222 S * 11/1999 Sacco D12/196
D641,666 S * 7/2011 Yi D12/92
D664,903 S * 8/2012 Platto D12/169
D671,047 S * 11/2012 Davidson D12/169
D683,669 S * 6/2013 Giachin D12/169

FOREIGN PATENT DOCUMENTS

CN 304292463 * 9/2017
CN 304292465 * 9/2017

(Continued)

Primary Examiner — Leanne Was-Englehart

(57) **CLAIM**

The ornamental design for a vehicle front fascia lower, as shown and described.


DESCRIPTION

FIG. 1 is a front and left perspective view of the vehicle front fascia lower according to our new design; FIG. 2 is a left end elevation view thereof; FIG. 3 is a front elevation view thereof; FIG. 4 is a top plan view thereof; and, FIG. 5 is a bottom plan view thereof.

The right end elevation view is a mirror image to the left end elevation view shown in FIG. 2.

The broken lines in the drawings depict portions of the vehicle front fascia lower that form no part of the claimed design.

1 Claim, 3 Drawing Sheets



(56)

References Cited

U.S. PATENT DOCUMENTS

D813,754 S 3/2018 Loeb
 D813,755 S 3/2018 Loeb
 D813,756 S 3/2018 Loeb
 D813,757 S 3/2018 Kozub
 D813,758 S 3/2018 Gonzales
 D813,759 S 3/2018 Perkins
 D814,369 S 4/2018 Loeb
 D814,982 S 4/2018 Whitla et al.
 D814,983 S 4/2018 Whitla et al.
 D814,992 S * 4/2018 Bucher D12/169
 D815,570 S 4/2018 McMahan et al.
 D815,572 S 4/2018 Perkins
 D815,573 S 4/2018 Whitla et al.
 D815,574 S 4/2018 Mainville
 D815,985 S 4/2018 Mueller
 D815,993 S 4/2018 Kozub et al.
 D815,994 S 4/2018 Nakamura
 D816,003 S 4/2018 Perkins
 D816,558 S * 5/2018 McMahan D12/169
 D816,559 S * 5/2018 McMahan D12/169
 D816,561 S 5/2018 McMahan
 D816,562 S 5/2018 Whitla et al.
 D816,563 S 5/2018 McMahan et al.
 D816,564 S 5/2018 Kim
 D816,565 S 5/2018 Kim
 D816,566 S 5/2018 Loeb
 D817,836 S 5/2018 McMahan et al.
 D818,156 S 5/2018 Kim et al.
 D818,157 S 5/2018 Zipfel et al.
 D818,158 S 5/2018 Zipfel et al.
 D818,159 S 5/2018 Zipfel et al.
 D818,160 S 5/2018 Perkins
 D818,406 S 5/2018 McMahan et al.
 D818,876 S 5/2018 Whitla et al.
 D818,877 S 5/2018 Nakamura et al.
 D818,878 S 5/2018 McMahan et al.
 D818,892 S 5/2018 Lee
 D818,893 S 5/2018 Kim
 D818,903 S 5/2018 Zipfel et al.
 D818,906 S 5/2018 McMahan
 D818,907 S 5/2018 Whitla et al.
 D818,915 S 5/2018 Kozub et al.
 D818,922 S 5/2018 Whitla et al.
 D819,505 S 6/2018 McMahan et al.
 D819,519 S 6/2018 Whitla et al.
 D821,617 S 6/2018 Perkins
 D821,939 S * 7/2018 Bucher D12/169
 D822,550 S 7/2018 Wassell et al.
 D822,551 S 7/2018 McMahan et al.

D823,188 S 7/2018 Loeb
 D823,738 S 7/2018 Kim
 D823,741 S 7/2018 Kim
 D823,762 S 7/2018 Loeb
 D823,763 S 7/2018 Koo et al.
 D824,811 S 8/2018 Mainville
 D824,812 S 8/2018 Loeb
 D824,817 S * 8/2018 Morikawa D12/169
 D824,818 S * 8/2018 Morikawa D12/169
 D824,824 S 8/2018 Kim
 D824,825 S 8/2018 Loeb
 D825,083 S 8/2018 Perkins
 D825,388 S 8/2018 Karras et al.
 D825,403 S 8/2018 Whitla et al.
 D826,113 S * 8/2018 Kanai D12/169
 D826,114 S 8/2018 Smith et al.
 D826,435 S 8/2018 Kim
 D826,803 S 8/2018 Smith et al.
 D827,506 S 9/2018 McMahan et al.
 D827,508 S 9/2018 Whitla et al.
 D827,510 S 9/2018 Kim
 D827,527 S 9/2018 Loeb
 D828,246 S 9/2018 Loeb
 D828,261 S 9/2018 Moffett et al.
 D828,935 S 9/2018 Hochmuth
 D829,622 S 10/2018 Jacob
 D830,241 S 10/2018 Kozub
 D830,242 S 10/2018 Zipfel
 D830,247 S * 10/2018 Ishii D12/169
 D830,252 S 10/2018 Swanseger
 D830,258 S 10/2018 McMahan et al.
 D830,261 S 10/2018 Jacob
 D830,589 S 10/2018 Henriques
 D832,752 S 11/2018 Lee
 D835,003 S 12/2018 Thompson et al.
 D835,012 S 12/2018 Smith et al.
 D848,324 S * 5/2019 Thurber D12/169
 D850,998 S * 6/2019 Woodhouse D12/169
 D860,883 S * 9/2019 Heo D12/167
 D861,553 S * 10/2019 Woodhouse D12/169
 D862,337 S * 10/2019 Pinazzo D12/196
 D863,149 S * 10/2019 Luke D12/169
 D863,150 S * 10/2019 Krieg D12/169
 D864,063 S * 10/2019 DiCanzio D12/181
 D868,651 S * 12/2019 Gifford D12/169
 D868,656 S * 12/2019 De Leon D12/181

FOREIGN PATENT DOCUMENTS

CN 304933005 * 12/2018
 KR 300890346.0000 * 1/2017

* cited by examiner




FIG. 1



FIG. 2

FIG. 3

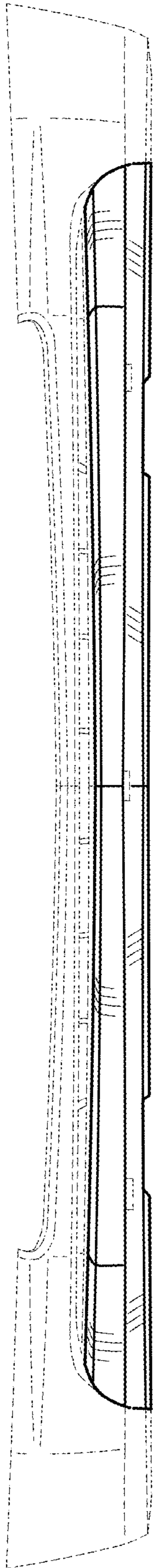
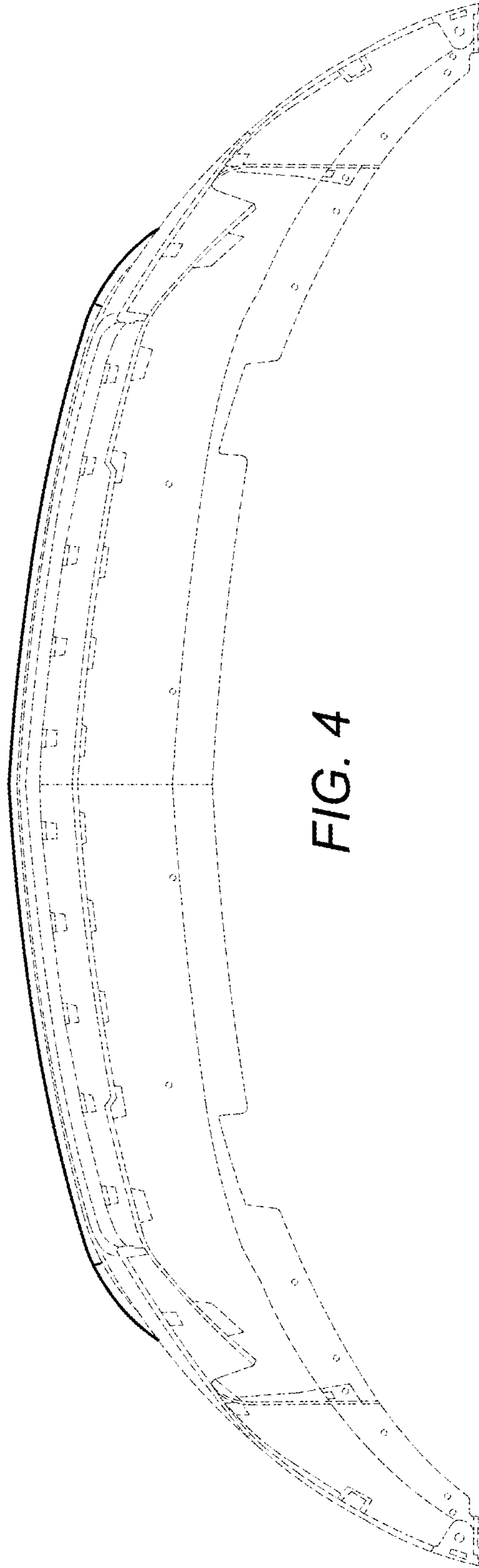


FIG. 4



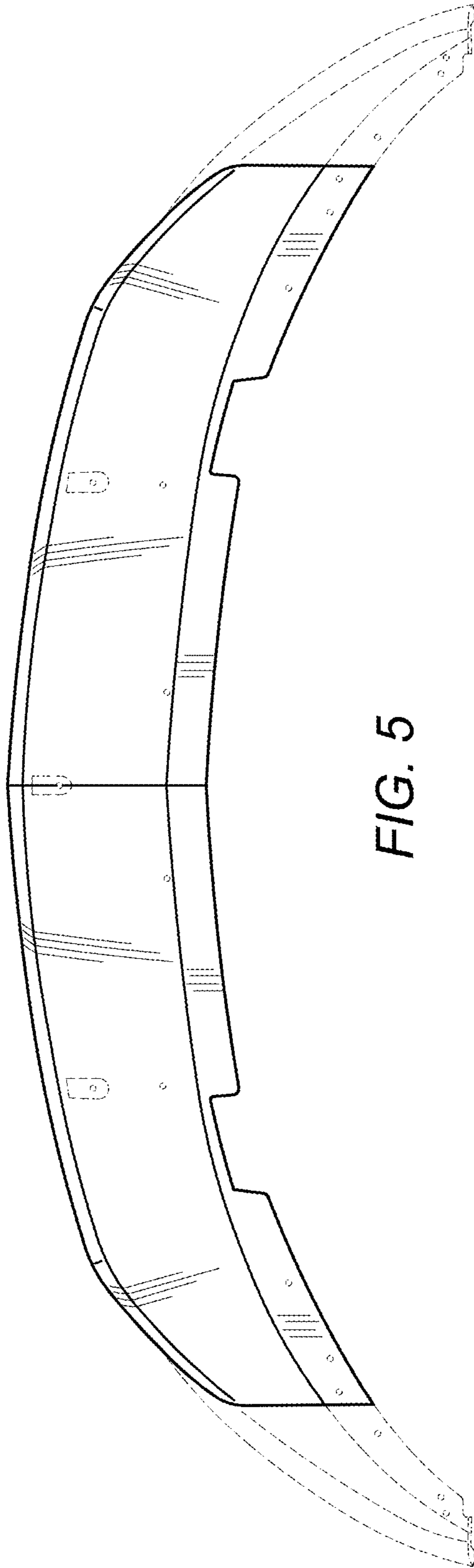


FIG. 5