



US00D877000S

(12) **United States Design Patent** (10) **Patent No.:** **US D877,000 S**
Buck et al. (45) **Date of Patent:** **** Mar. 3, 2020**

(54) **FRONT BUMPER FOR A VEHICLE**
(71) Applicant: **Jaguar Land Rover Limited**, Whitley, Coventry (GB)
(72) Inventors: **Joe Buck**, Coventry (GB); **Adam Setter**, Coventry (GB); **Phil Hall**, Coventry (GB)
(73) Assignee: **Jaguar Land Rover Limited**, Whitley, Coventry (GB)
(**) Term: **15 Years**

D801,883 S * 11/2017 Fujiwara D12/169
D803,738 S * 11/2017 Granlund D12/169
D807,249 S * 1/2018 Piscitelli D12/169

(Continued)

Primary Examiner — Susan Bennett Hattan
Assistant Examiner — Suzanne E Tisdell
(74) *Attorney, Agent, or Firm* — Wood Herron & Evans LLP

(21) Appl. No.: **29/637,183**
(22) Filed: **Feb. 14, 2018**
(30) **Foreign Application Priority Data**

Aug. 30, 2017 (EM) 004172039

(51) **LOC (12) Cl.** **12-16**

(52) **U.S. Cl.**
USPC **D12/169**

(58) **Field of Classification Search**
USPC D12/86, 91, 93, 163, 164, 166, 167, 169, D12/171, 172, 173, 190, 216
CPC B62D 25/08; B62B 9/16; B60K 11/08; B60R 19/52
See application file for complete search history.

(56) **References Cited**
U.S. PATENT DOCUMENTS

6,729,682 B2 * 5/2004 Delavalle B62D 25/08 296/193.08
8,303,030 B2 * 11/2012 Baccouche B60R 19/24 296/203.01
D715,708 S * 10/2014 Mays D12/169
D715,709 S * 10/2014 Matsumoto D12/169
D772,118 S * 11/2016 Schneider D12/169
D788,657 S * 6/2017 Oohashi D12/169
D801,237 S * 10/2017 Jang D12/169


(57) **CLAIM**

The ornamental design for a front bumper for a vehicle, as shown and described.

DESCRIPTION

FIG. 1 is a front right perspective view of a front bumper for a vehicle according to the present invention.
FIG. 2 is a front left perspective view of the front bumper shown in FIG. 1.
FIG. 3 is a rear left perspective view thereof.
FIG. 4 is a rear right perspective view thereof.
FIG. 5 is a front view thereof.
FIG. 6 is a rear view thereof.
FIG. 7 is a left side view thereof.
FIG. 8 is a right side view thereof.
FIG. 9 is a top view thereof.
FIG. 10 is a bottom view thereof; and,
FIG. 11 is a top view of the front bumper shown in FIGS. 1-10, but with the front bumper mounted on a vehicle, and the rest of the vehicle shown in de-emphasized and half-tone portions so as to illustrate environmental structure. These portions form no part of the claimed invention. More particularly, in FIG. 10, the inventive front bumper is generally shown within the outer broken line, and the elements shown outside the outer broken line form no part of the claimed invention, but are instead included to show environmental aspects thereof. FIG. 10 also shows two internal broken lines which correspond to upper and lower portions of the grille, and are not part of the inventive front bumper.

1 Claim, 11 Drawing Sheets



(56)

References Cited

U.S. PATENT DOCUMENTS

D807,250	S	*	1/2018	Piscitelli	D12/169
D807,254	S	*	1/2018	Piscitelli	D12/169
D807,257	S	*	1/2018	Piscitelli	D12/169
D807,799	S	*	1/2018	Kimura	D12/169
D809,981	S	*	2/2018	Seo	D12/169
D811,289	S	*	2/2018	Bucher	D12/169
D811,291	S	*	2/2018	Ishigaki	D12/169
D811,964	S	*	3/2018	Perkins	D12/169
D813,740	S	*	3/2018	Park	D12/169
D814,369	S	*	4/2018	Loeb	D12/169
D816,566	S	*	5/2018	Loeb	D12/169
D817,235	S	*	5/2018	Bucher	D12/169
D817,826	S	*	5/2018	Seo	D12/169
D819,517	S	*	6/2018	Arai	D12/169
D819,529	S	*	6/2018	Szavits	D12/173
D820,174	S	*	6/2018	Whitla	D12/169

* cited by examiner

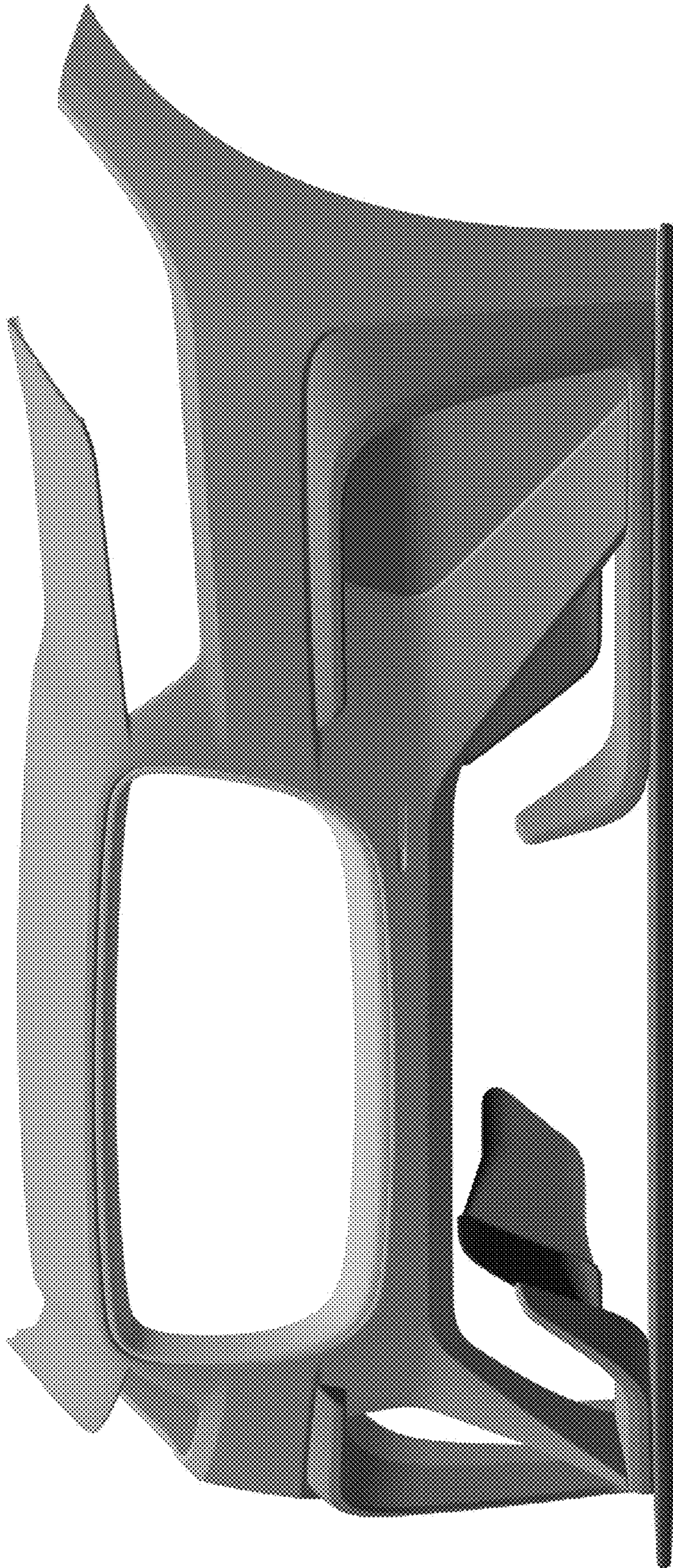


FIG. 1




FIG. 2

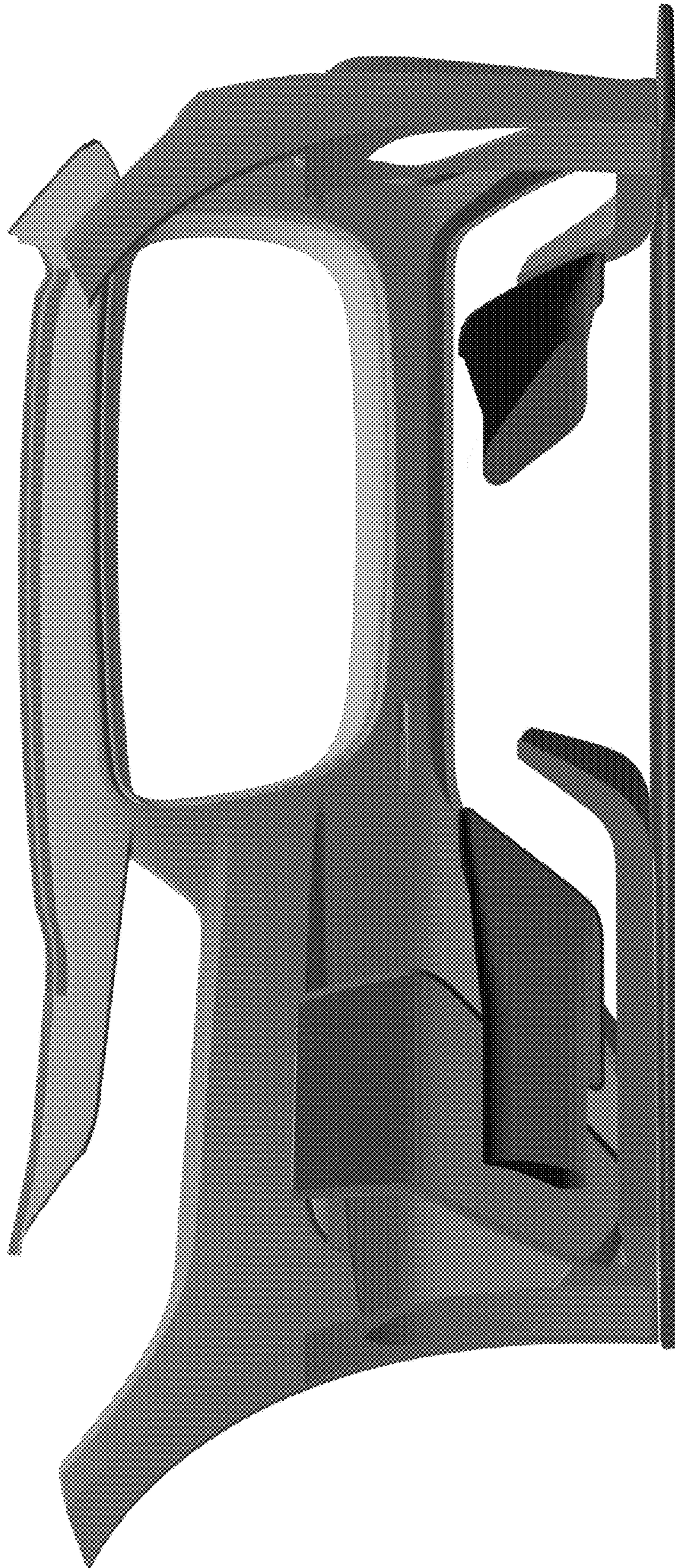


FIG. 3

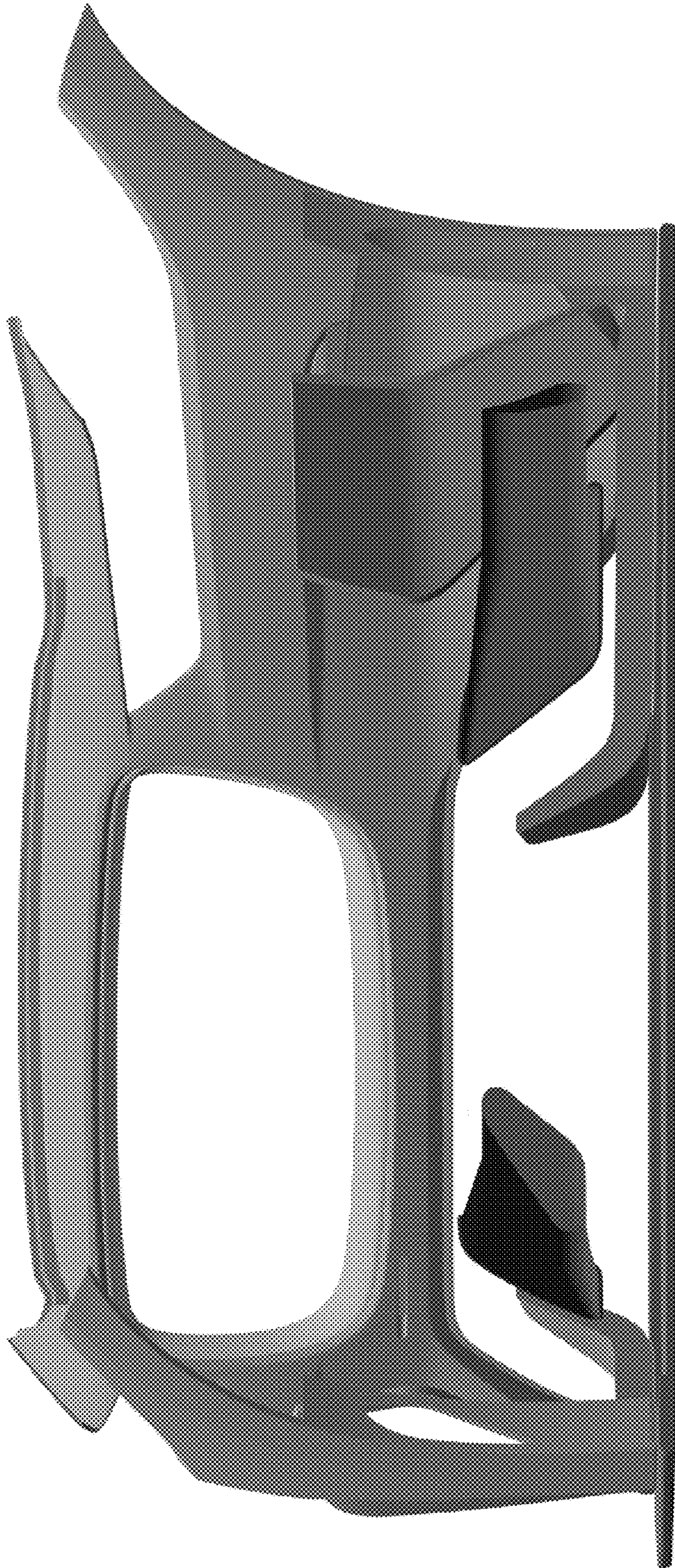


FIG. 4

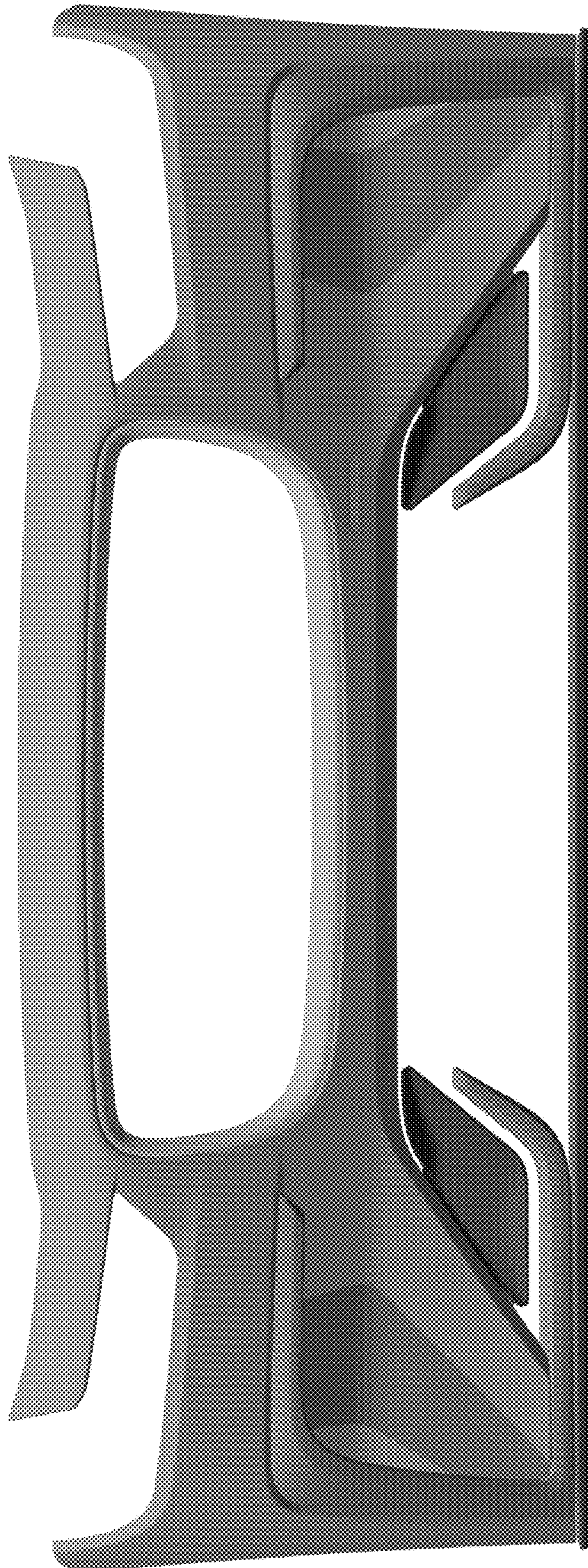


FIG. 5

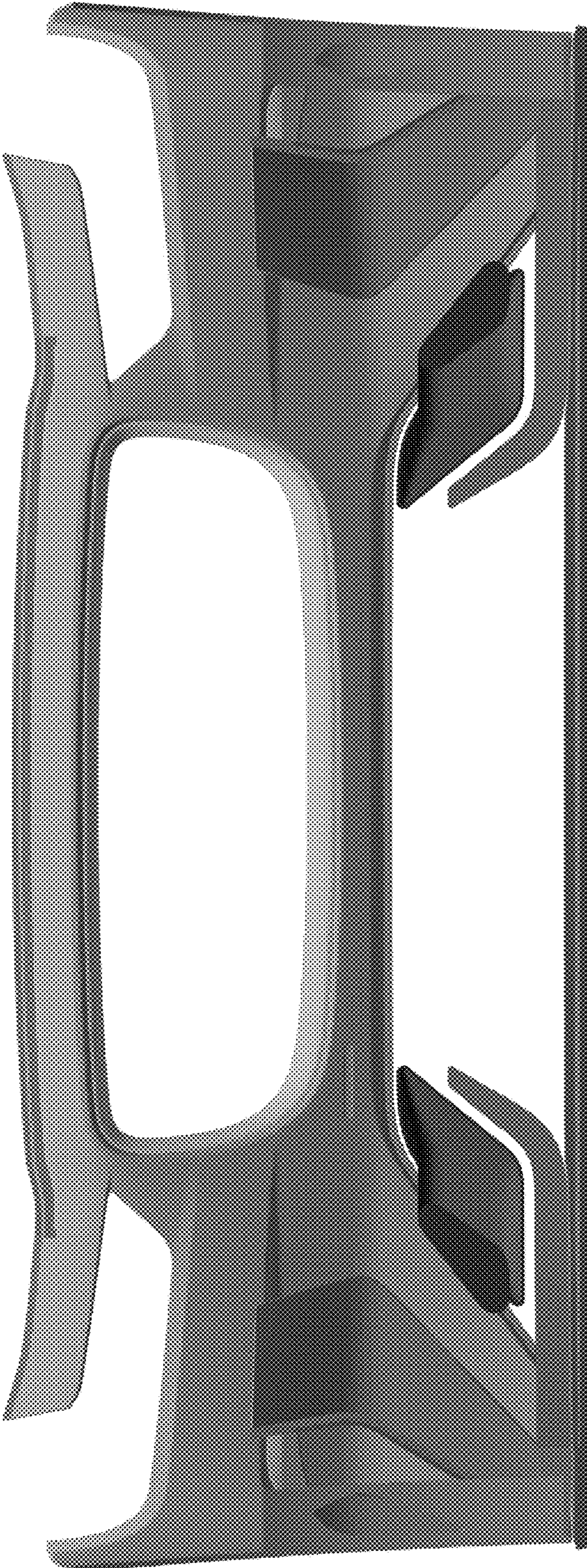


FIG. 6




FIG. 7

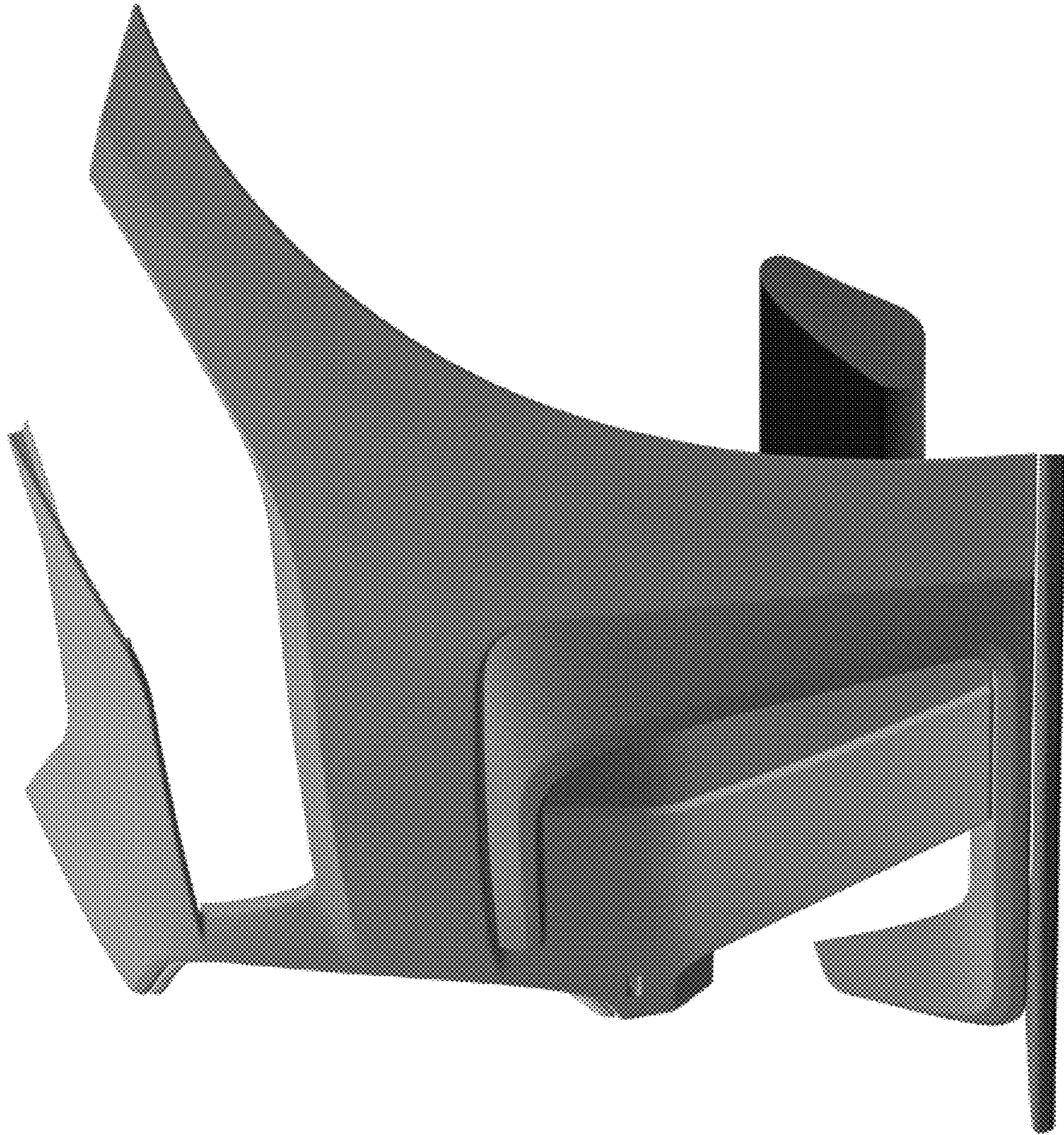


FIG. 8

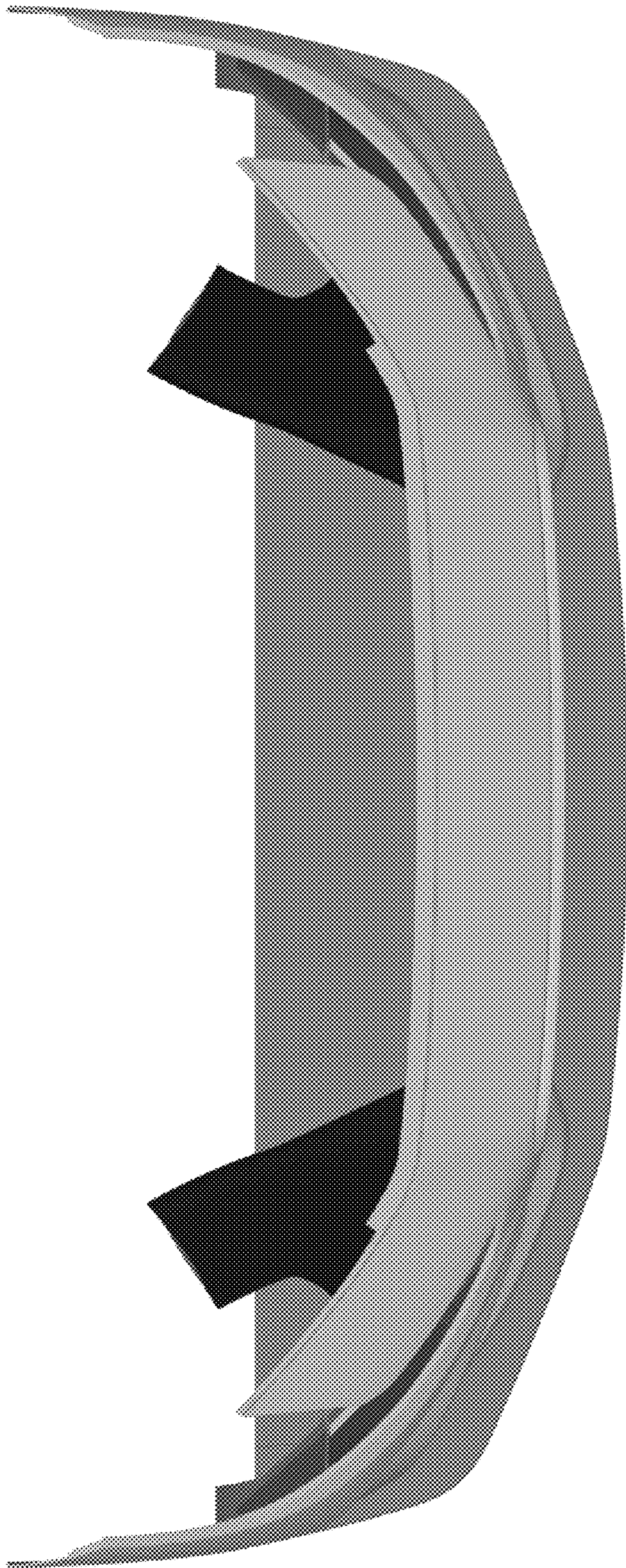


FIG. 9




FIG. 10

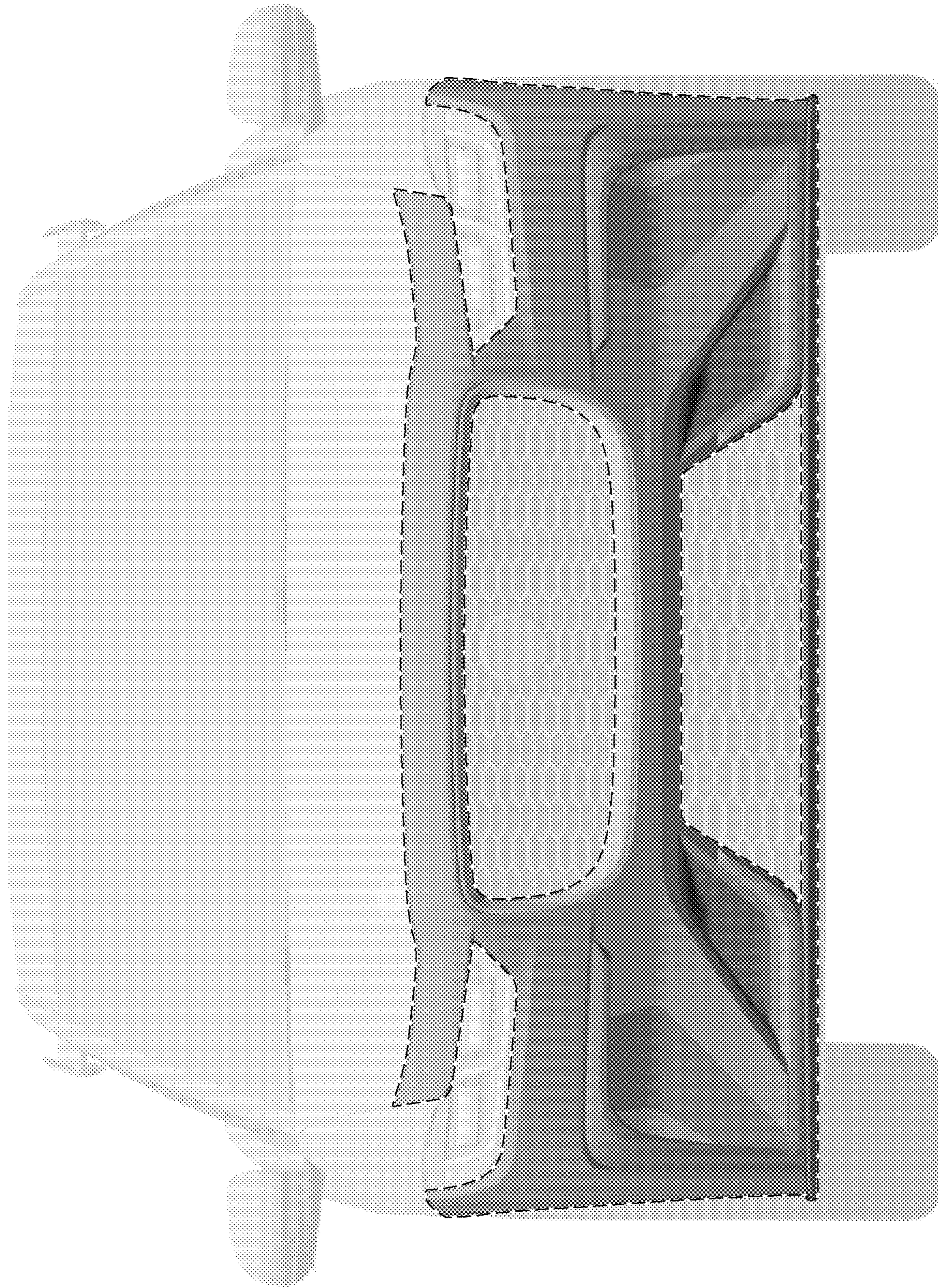


FIG. 11