



US00D876999S

(12) **United States Design Patent** (10) **Patent No.:** **US D876,999 S**
Wiltshire et al. (45) **Date of Patent:** **** Mar. 3, 2020**

(54) **VEHICLE FRONT BUMPER UPPER**
(71) Applicant: **Jaguar Land Rover Limited**, Whitley, Coventry (GB)
(72) Inventors: **Julian Wiltshire**, Coventry (GB); **Massimo Frascella**, Coventry (GB)
(73) Assignee: **Jaguar Land Rover Limited**, Whitley, Coventry (GB)
(**) Term: **15 Years**
(21) Appl. No.: **29/626,519**
(22) Filed: **Nov. 17, 2017**

8,972,116 B2 * 3/2015 Leach B60R 19/02 701/45
9,016,766 B2 * 4/2015 Silva B60R 19/12 296/187.09
D734,230 S * 7/2015 Wheel D12/196
9,199,293 B2 * 12/2015 Joyce B21D 11/10
D746,722 S * 1/2016 Henstridge D12/91
D750,532 S * 3/2016 Frascella D12/91
9,327,768 B2 * 5/2016 Donabedian B62D 25/02
D788,643 S * 6/2017 Bucher D12/91
D793,907 S * 8/2017 Woolley D12/91
D805,959 S * 12/2017 Wheel D12/91
D813,097 S * 3/2018 Szavits D12/91
D817,815 S * 5/2018 Hubers D12/91
D818,399 S * 5/2018 Frascella D12/91
D818,879 S * 5/2018 Kochi D12/91
D820,160 S * 6/2018 Smock D12/91
D820,163 S * 6/2018 Woodhouse D12/91

(Continued)

(30) **Foreign Application Priority Data**

May 17, 2017 (EM) 004006575
May 17, 2017 (EM) 004006609
May 17, 2017 (EM) 004006617

(51) **LOC (12) Cl.** **12-16**

(52) **U.S. Cl.**
USPC **D12/169**

(58) **Field of Classification Search**
USPC D12/86, 91, 93, 163, 164, 165, 166, 167, D12/169, 171, 172, 173, 190, 216
CPC B60R 9/06; B60R 19/02; B60R 19/04; B60R 19/18; B60R 19/44; B60R 19/48; B62D 35/02; B62D 39/00; B62D 65/16; B62D 21/12; B29C 45/16
See application file for complete search history.

(56) **References Cited**

U.S. PATENT DOCUMENTS

4,322,106 A * 3/1982 Nespor B60R 19/02 293/121
7,311,352 B2 * 12/2007 Flotzinger B60R 19/04 293/115
D720,265 S * 12/2014 Galante D12/169

Primary Examiner — Susan Bennett Hattan

Assistant Examiner — Suzanne E Tisdell

(74) *Attorney, Agent, or Firm* — Wood Herron & Evans LLP


(57) **CLAIM**

The ornamental design for a vehicle front bumper, upper, as shown and described.

DESCRIPTION

FIG. 1 shows a front right perspective view of a vehicle front bumper, upper of the present invention.
FIG. 2 is a front left perspective view of the vehicle front bumper, upper shown in FIG. 1.
FIG. 3 is a rear left perspective view thereof.
FIG. 4 is a rear right perspective view thereof.
FIG. 5 is a front view thereof.
FIG. 6 is a left side view thereof.
FIG. 7 is a right side view thereof.
FIG. 8 is a top view thereof; and,
FIG. 9 is a bottom view thereof.

1 Claim, 9 Drawing Sheets



(56)

References Cited

U.S. PATENT DOCUMENTS

D820,175 S * 6/2018 Ishigaki D12/169
D820,730 S * 6/2018 Wang D12/91
D821,266 S * 6/2018 Hagino D12/91

* cited by examiner




FIG. 1




FIG. 2




FIG. 3




FIG. 4




FIG. 5




FIG. 6




FIG. 7




FIG. 8




FIG. 9