



US00D876977S

(12) **United States Design Patent**  
**O’Connell**

(10) **Patent No.:** **US D876,977 S**

(45) **Date of Patent:** **\*\* Mar. 3, 2020**

(54) **ARTICLE OF JEWELRY**

(71) Applicant: **Charles & Colvard, Ltd.**, Morrisville, NC (US)

(72) Inventor: **Don O’Connell**, Cary, NC (US)

(73) Assignee: **Charles & Colvard, Ltd.**, Morrisville, NC (US)

(\*\*) Term: **15 Years**

(21) Appl. No.: **29/663,402**

(22) Filed: **Sep. 14, 2018**

**Related U.S. Application Data**

(63) Continuation of application No. 29/649,881, filed on Jun. 1, 2018.

(51) **LOC (12) Cl.** ..... **11-01**

(52) **U.S. Cl.**  
USPC ..... **D11/1; D11/34**

(58) **Field of Classification Search**

USPC ..... D11/1, 7, 16, 17, 26–29, 34, 35, 40–43, D11/63, 67, 79, 89–92  
CPC ..... A44C 17/00; A44C 17/001; A44C 17/005; A44C 17/02; A44C 17/0208; A44C 17/0216; A44C 17/0233; A44C 17/0258; A44C 17/0266; A44C 17/0275; A44C 17/0283; A44C 17/0291; A44C 1/00; A44C 9/00; A44C 7/00; A44C 7/001; A44C 15/001; A44C 15/0035

See application file for complete search history.

(56) **References Cited**

**U.S. PATENT DOCUMENTS**

D107,313 S \* 12/1937 Fischer ..... D11/92  
D445,058 S \* 7/2001 Kaplan ..... D11/91  
D533,104 S \* 12/2006 Ho ..... D11/90

D546,235 S \* 7/2007 Sabet ..... D11/91  
D547,688 S \* 7/2007 Sabet ..... D11/34  
D550,585 S \* 9/2007 Shin ..... D11/91  
D560,136 S \* 1/2008 Grassi Damiani ..... D11/34  
D580,294 S \* 11/2008 Sabet ..... D11/92  
D603,288 S \* 11/2009 Grosser-Samuels ..... D11/26  
D633,409 S \* 3/2011 Grosser-Samuels ..... D11/34  
D680,022 S \* 4/2013 Parvex ..... D11/34  
D686,102 S \* 7/2013 Shlakman ..... D11/26  
D720,644 S \* 1/2015 Yatsugi-Kang ..... D11/34  
D726,068 S \* 4/2015 Minister ..... D11/92  
D727,773 S \* 4/2015 Kwon ..... D11/42  
D727,774 S \* 4/2015 Kwon ..... D11/43  
D729,103 S \* 5/2015 Kwon ..... D11/7  
D729,104 S \* 5/2015 Kwon ..... D11/7

(Continued)

*Primary Examiner* — L. Martinez

(74) *Attorney, Agent, or Firm* — Finnegan, Henderson, Farabow, Garrett & Dunner LLP

(57) **CLAIM**


The ornamental design for an article of jewelry, as shown and described.

**DESCRIPTION**

FIG. 1 is a rear, bottom perspective view of an article of jewelry, showing my new design in a configuration of use; FIG. 2 is a front, bottom perspective view, showing the article of jewelry in an alternate configuration of use; FIG. 3 is a front elevation view of the article of jewelry in FIG. 1, wherein the rear elevation view is identical thereto; FIG. 4 is a left side view thereof, wherein the right side view is identical thereto; FIG. 5 is a top plan view thereof; FIG. 6 is a bottom plan view thereof; and, FIG. 7 is a bottom plan view of the article of jewelry in FIG. 2.

The broken lines in the drawings represent portions of the article of jewelry that form no part of the claimed design.

**1 Claim, 7 Drawing Sheets**




(56)

**References Cited**


U.S. PATENT DOCUMENTS

D730,231 S \* 5/2015 Kwon ..... D11/16  
D747,664 S \* 1/2016 Yatsugi-Kang ..... D11/34  
D753,530 S \* 4/2016 Riviere ..... D11/34  
D755,073 S \* 5/2016 Rosenberg-Pineau ..... D11/91  
D760,617 S \* 7/2016 Kwon ..... D11/34  
D780,022 S \* 2/2017 Yatsugi-Kang ..... D11/34  
D828,211 S \* 9/2018 Galli ..... D11/34  
D847,690 S \* 5/2019 Ho ..... D11/92  
D847,691 S \* 5/2019 Ho ..... D11/92  
2003/0221453 A1 \* 12/2003 Turpanjian ..... A44C 17/02  
63/27  
2013/0327089 A1 \* 12/2013 Bernon ..... A44C 17/02  
63/27  
2018/0008020 A1 \* 1/2018 Dholakiya ..... A44C 9/00

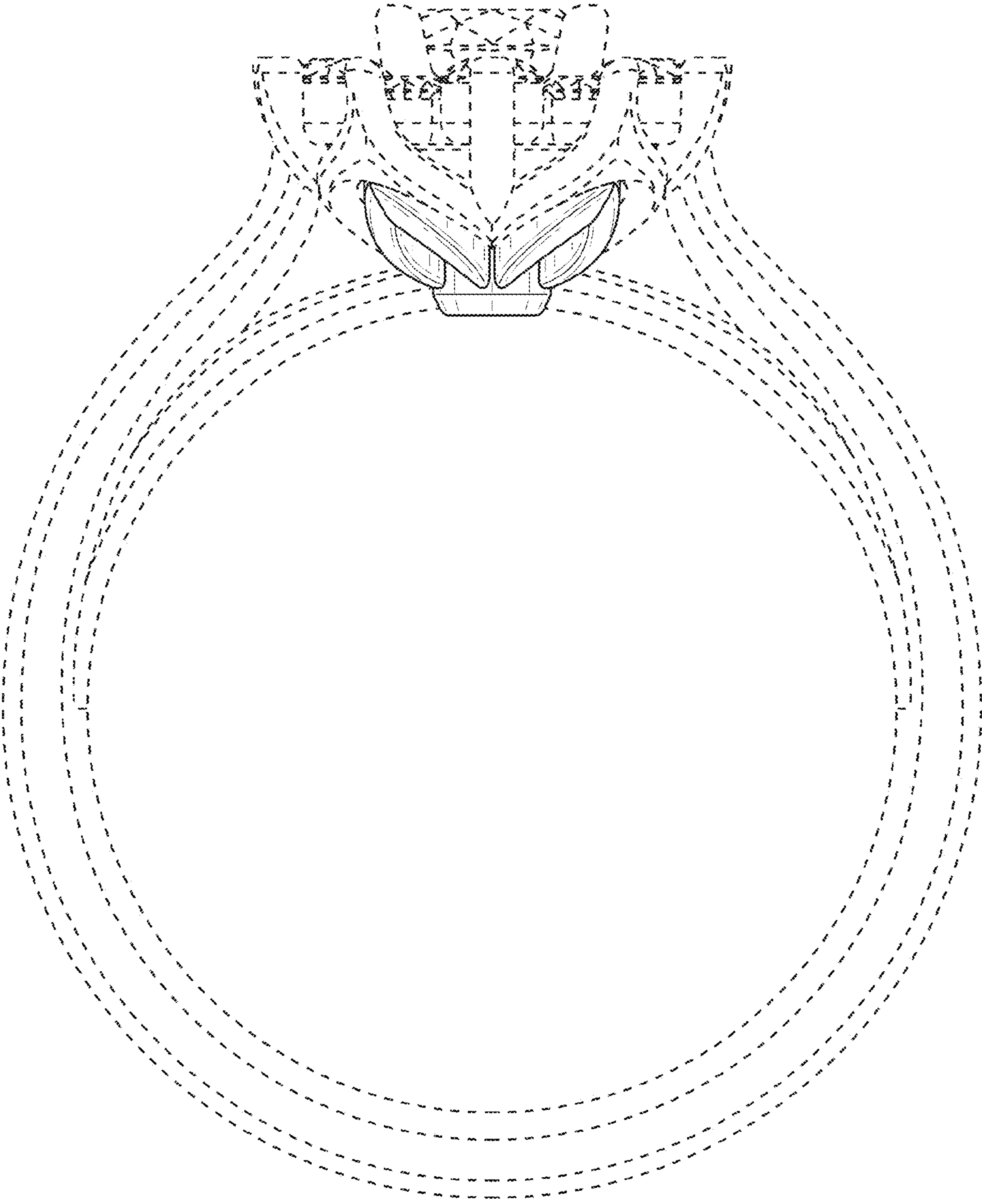
\* cited by examiner



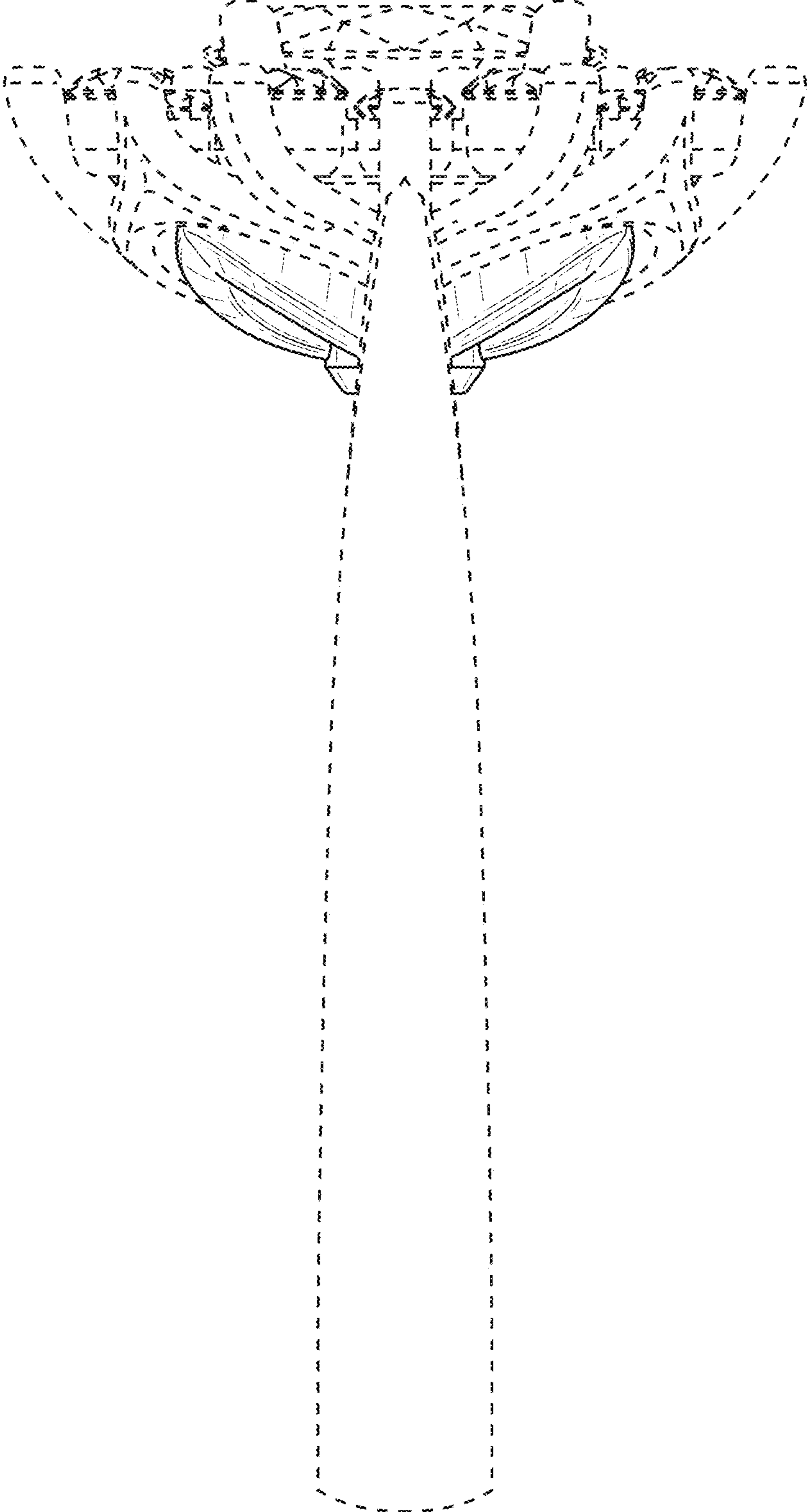
**FIG. 1**



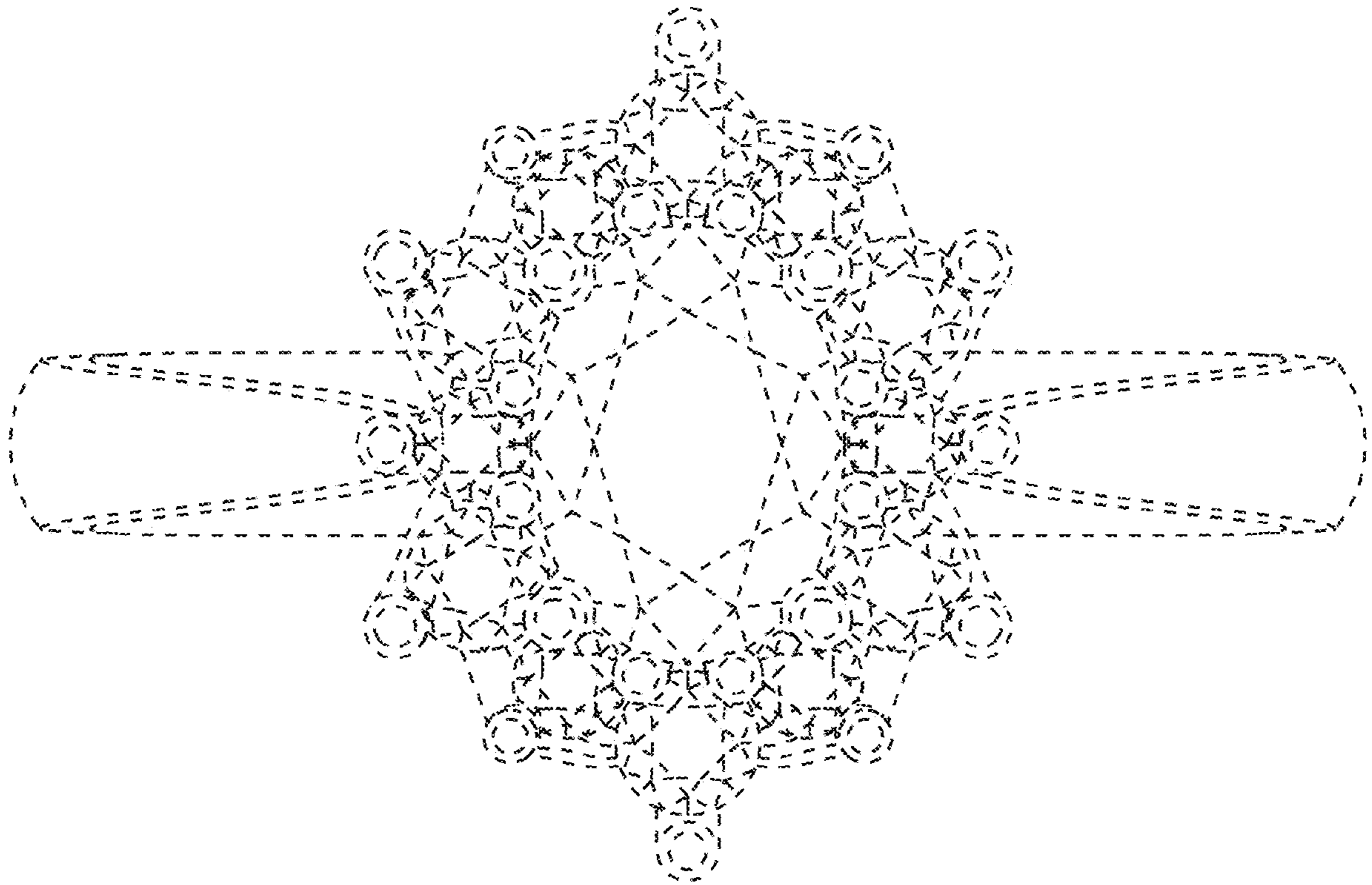
**FIG. 2**



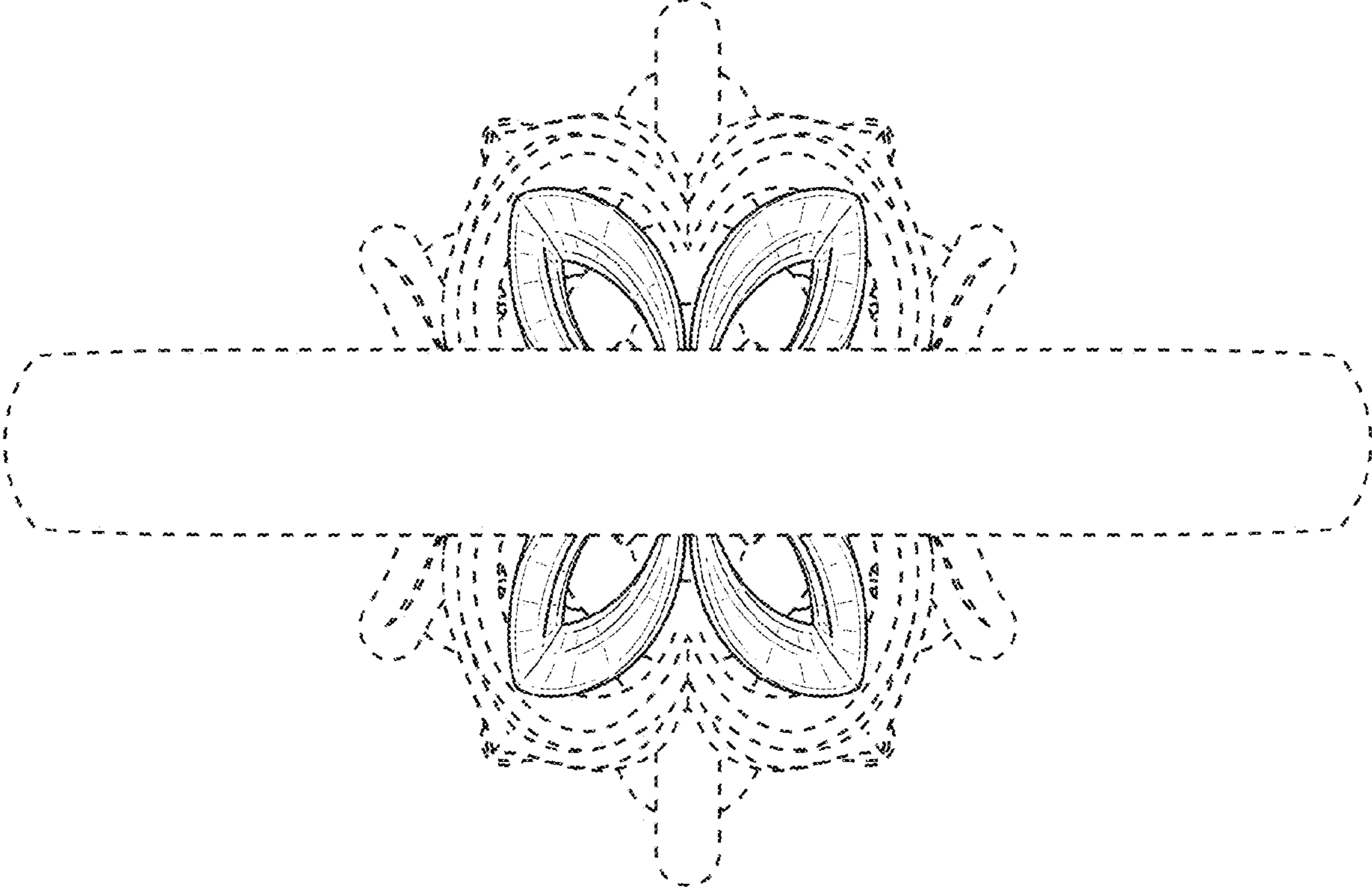
**FIG. 3**



**FIG. 4**




**FIG. 5**



**FIG. 6**





**FIG. 7**