



US00D876975S

(12) **United States Design Patent**
Roth

(10) **Patent No.:** **US D876,975 S**

(45) **Date of Patent:** **** Mar. 3, 2020**

(54) **LIGHT INDICATOR**
(71) Applicant: **Gentex Corporation**, Zeeland, MI (US)
(72) Inventor: **Mark R. Roth**, Grand Rapids, MI (US)
(73) Assignee: **GENTEX CORPORATION**, Zeeland, MI (US)

(**) Term: **15 Years**

(21) Appl. No.: **29/628,154**

(22) Filed: **Dec. 1, 2017**

(51) **LOC (12) Cl.** **10-05**

(52) **U.S. Cl.**
USPC **D10/111**

(58) **Field of Classification Search**
USPC D10/111, 114.2, 114.4, 112, 114.1, 114.3, D10/114.5, 121, 106.7, 106.8, 114.6, D10/114.7, 114.8, 114.9, 115, 116.1, 120; D12/400, 187, 417, 418, 420, 189, 188, D12/192, 193, 415, 110, 114; D16/237, D16/238, 239; 250/216, 234, 239; D26/1, 3, 24, 26, 27, 28, 34, 35, 36, 51, D26/56, 80, 81, 83, 119, 120, 123, 124, D26/139, 142, 72, 88, 140; 362/459-468, 362/475-478, 485-487, 61, 74, 80, 83; D15/17, 28; D8/14, 45, 46, 47, 90, 98, D8/101, 105; D25/48.1, 48.3; D32/42, D32/46, 49; D13/158, 169, 171, 174
CPC .. B60R 1/076; G08G 1/096883; G01C 21/16; G01C 21/3688; G01C 21/30
See application file for complete search history.

(56) **References Cited**

U.S. PATENT DOCUMENTS

D221,534 S * 8/1971 Hodge D12/187
D239,932 S * 5/1976 Myung D12/187
D329,415 S * 9/1992 Rhoo D12/187
D441,703 S * 5/2001 Rumsey D12/187
D450,281 S * 11/2001 Ypma D12/187

6,407,468 B1 * 6/2002 LeVesque B60R 1/088
307/10.1
D471,847 S * 3/2003 Rumsey D12/187
7,488,099 B2 * 2/2009 Fogg B60Q 1/2665
359/844

(Continued)

OTHER PUBLICATIONS

“Automotive Products _ Gentex” available Mar. 2, 2011, [online], [site visited May 31, 2019]. Retrieved from Internet, URL:https://web.archive.org/web/20110302094735/https://www.gentex.com/automotive/products/driver-safety (Year: 2011).*

(Continued)

Primary Examiner — Michael C Stout
Assistant Examiner — Katrina N Gonzalez
(74) *Attorney, Agent, or Firm* — Price Heneveld LLP; Bradley D. Johnson

(57) **CLAIM**

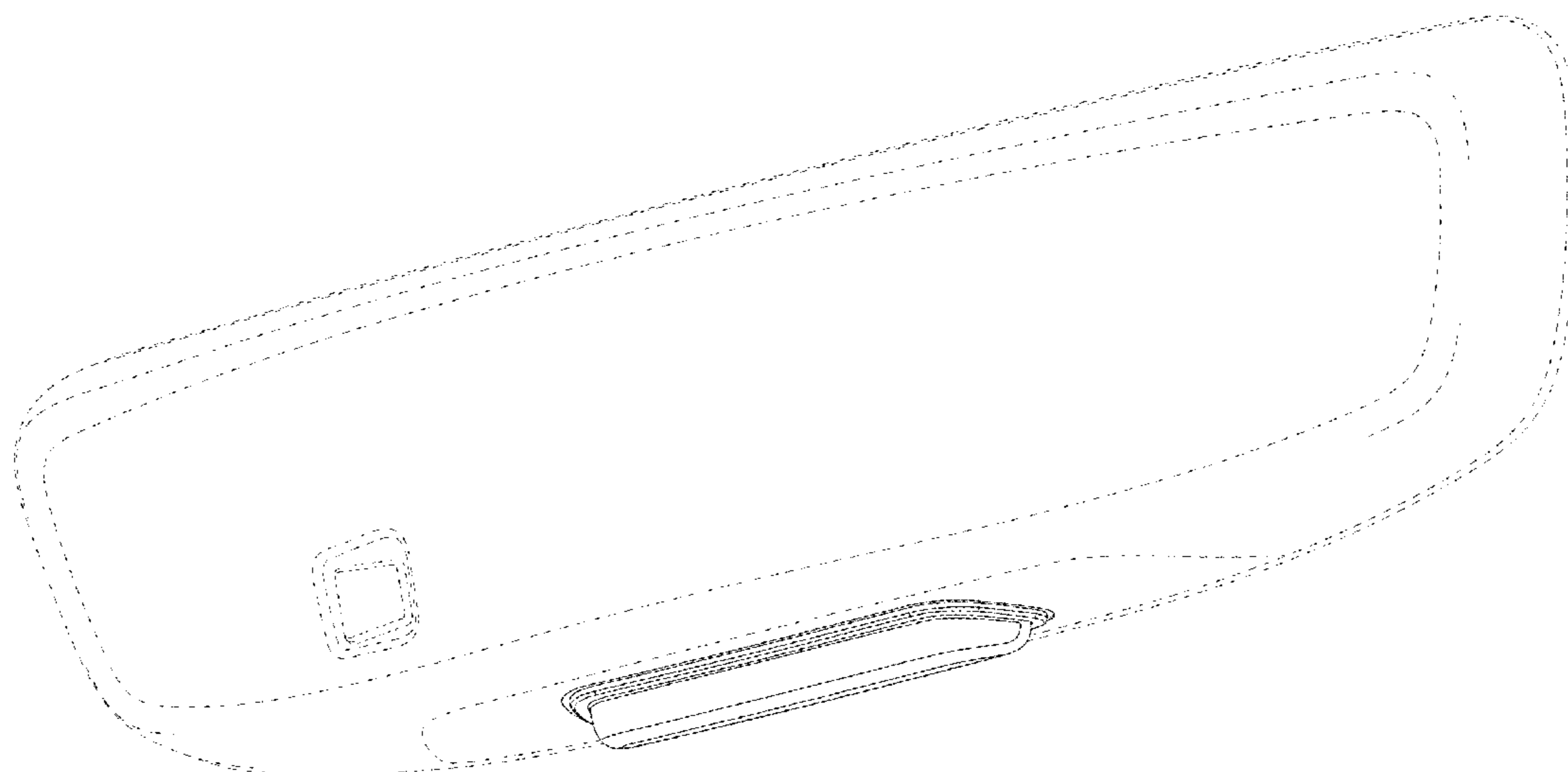
I claim the ornamental design for a light indicator, as shown and described.

DESCRIPTION

FIG. 1 is a rear bottom perspective view of a light indicator of the present disclosure;
FIG. 2 is a front elevational perspective view of the light indicator of FIG. 1;
FIG. 3 is a rear elevational view of the light indicator of FIG. 1;
FIG. 4 is a bottom plan view of the light indicator of FIG. 1;
FIG. 5 is a top plan view of the light indicator of FIG. 1;
FIG. 6 is a left side elevational view of the light indicator of FIG. 1; and,
FIG. 7 is a right side elevational view of the light indicator of FIG. 1.

The broken lines illustrate environmental structure that forms no part of the claimed design.

1 Claim, 7 Drawing Sheets



(56)

References Cited

U.S. PATENT DOCUMENTS

D618,147 S * 6/2010 Bellingham D12/187
D739,887 S * 9/2015 Fish, Jr. D16/202
9,511,715 B2 * 12/2016 VanderPloeg B60R 1/12
D786,755 S * 5/2017 Sloterbeek D12/187
D789,868 S * 6/2017 Enz D12/400
D800,618 S * 10/2017 Roth D12/187
9,978,317 B2 * 5/2018 Koon B60R 1/088
D821,278 S * 6/2018 Unveren D12/187
D830,928 S * 10/2018 Sethapun D12/192
2017/0124982 A1 * 5/2017 Roth B60R 1/08

OTHER PUBLICATIONS

“Racing-inspired mirrors and vision” available Dec. 3, 2015, [online], [site visited May 31, 2019]. Retrieved from Internet, URL:<https://twitter.com/gentexcorp/status/672435674218414080> (Year: 2015).*

“Rearview mirror Compass homlink” available May 31, 2019, [online], [site visited May 31, 2019]. Retrieved from Internet, URL:https://www.myvolvoparts.com/Rear-View-Mirror-Compass-Homelink_p_4320.html (Year: 2019).*

* cited by examiner

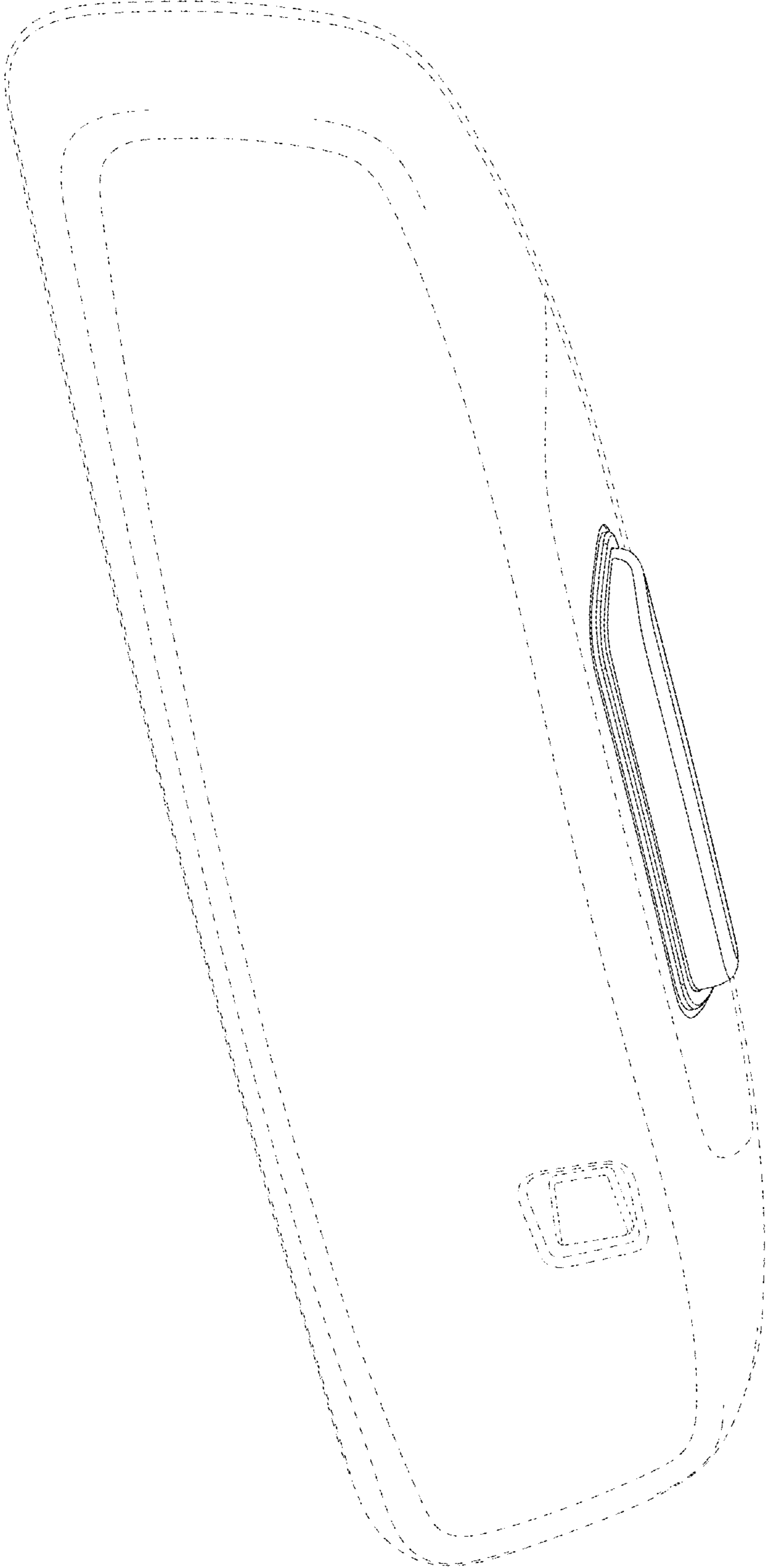


FIG. 1




FIG. 2

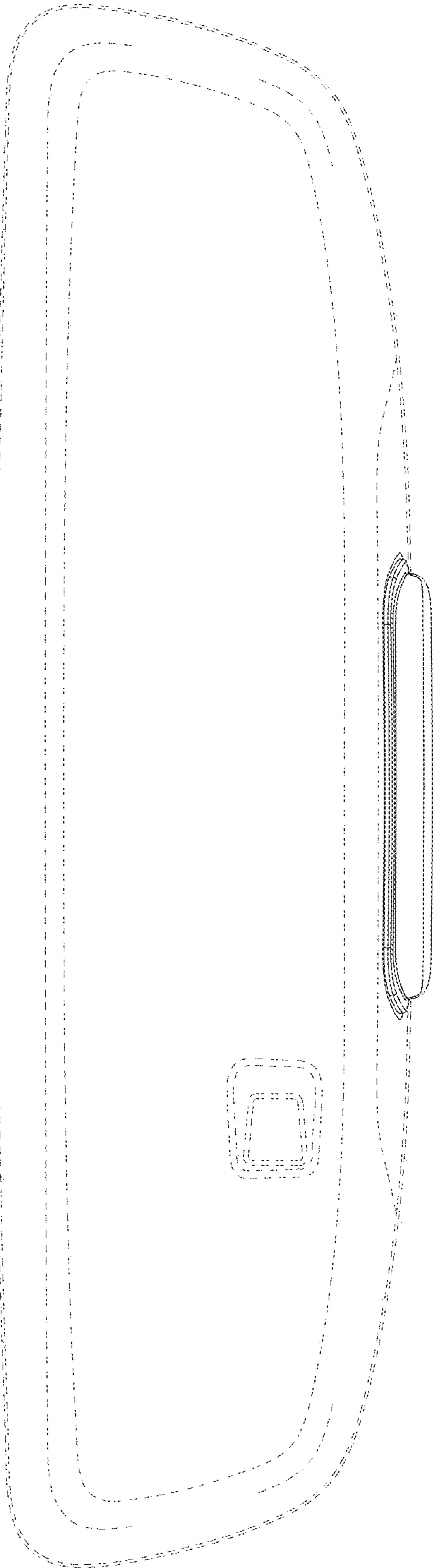


FIG. 3

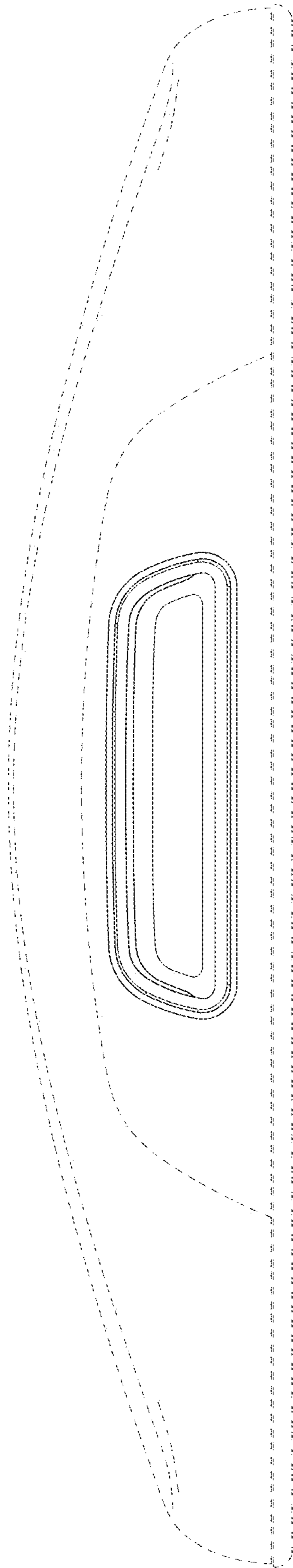


FIG. 4

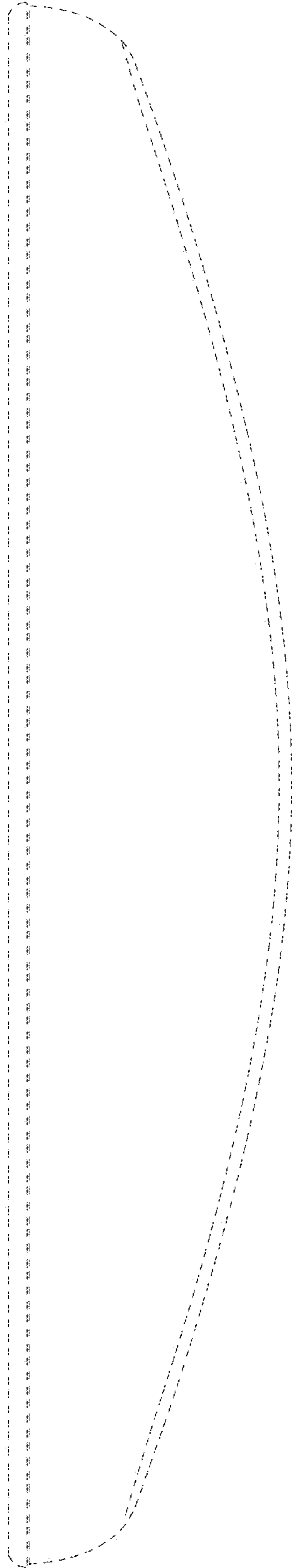


FIG. 5

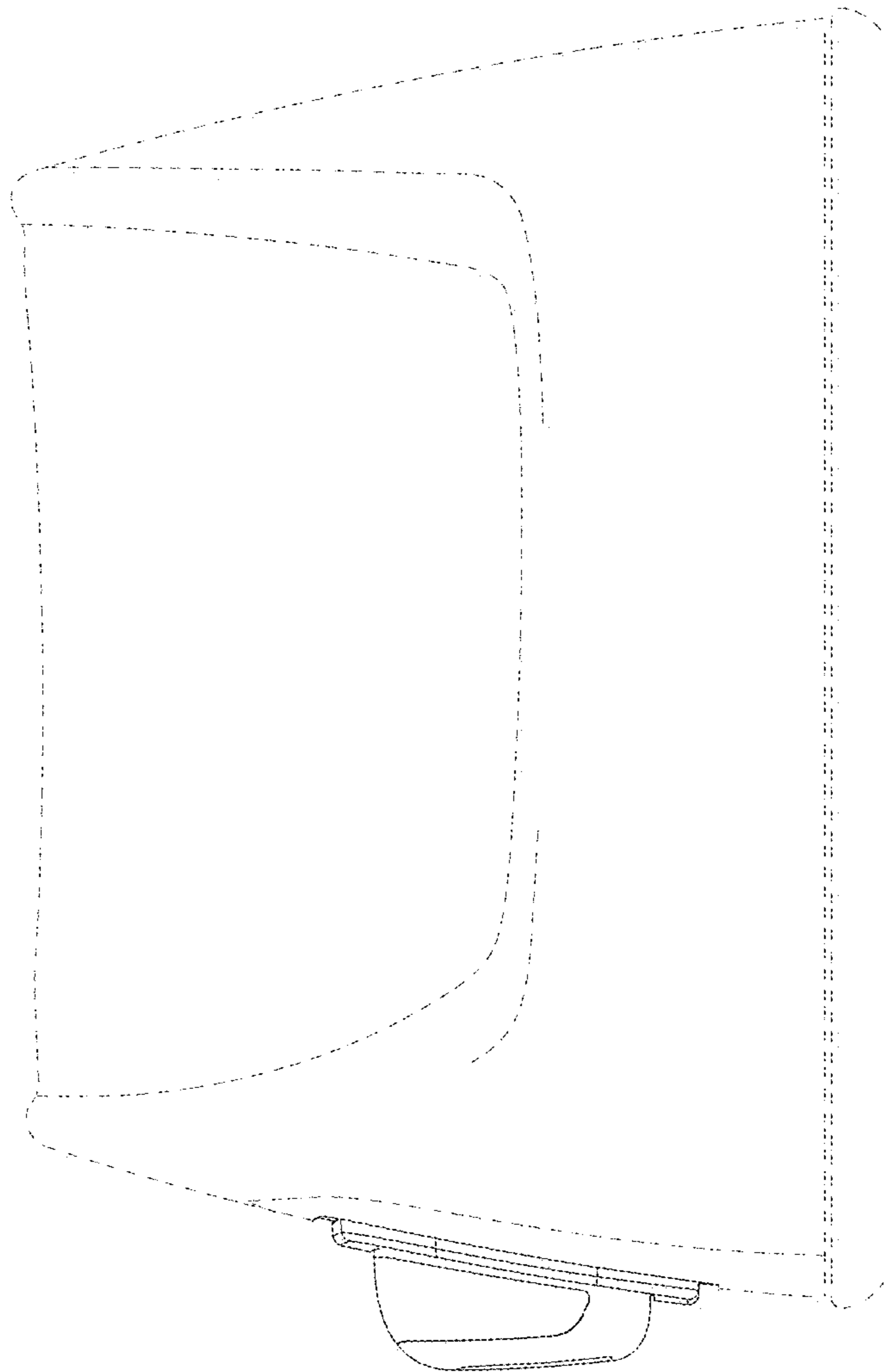


FIG. 6

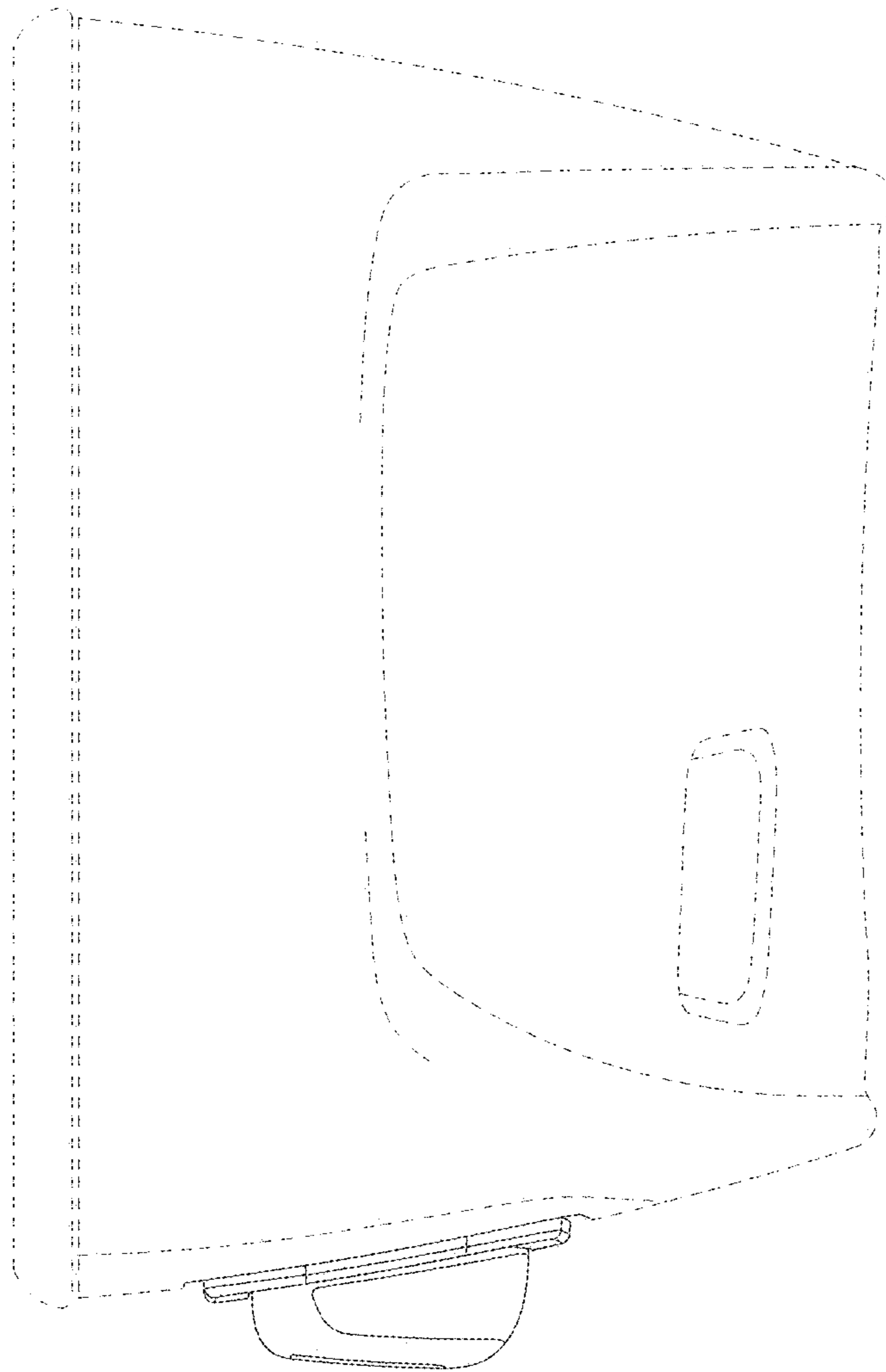


FIG. 7