



US00D876973S

(12) **United States Design Patent**  
**Petrucelli et al.**

(10) **Patent No.:** **US D876,973 S**  
(45) **Date of Patent:** **\*\* Mar. 3, 2020**

- (54) **PRESSURE GAUGE**
- (71) Applicant: **Measurement Ltd.**, Grand Cayman (KY)
- (72) Inventors: **Steven Petrucelli**, Cranbury, NJ (US); **Jack Ko**, Shenzhen (CN)
- (73) Assignee: **MEASUREMENT LTD.**, Grand Cayman (KY)
- (\*\*) Term: **15 Years**
- (21) Appl. No.: **29/668,290**
- (22) Filed: **Oct. 29, 2018**
- (51) **LOC (12) Cl.** ..... **10-04**
- (52) **U.S. Cl.**  
USPC ..... **D10/86**
- (58) **Field of Classification Search**  
USPC ..... D10/85, 86  
CPC ..... G01L 7/043; G01L 17/00–17/005; G01L 7/00–7/24; G01L 13/00–13/06; G01L 15/00; G01L 19/00–19/16; G01L 23/00–23/32; G01L 27/00–23/02; B60C 11/243; B60C 23/02–23/0498; G01M 17/02; G05D 16/00–16/2093; G05D 7/00–7/0694; G05D 11/00–11/16; G05D 13/00–13/66; G05D 23/00–23/32  
See application file for complete search history.

D562,167 S	2/2008	Petrucelli	
D640,153 S *	6/2011	Okitsu .....	D10/85
D640,154 S *	6/2011	Okitsu .....	D10/85
D686,517 S	7/2013	Chen	
D692,336 S *	10/2013	Lin .....	D10/85
D703,076 S	4/2014	Hogg	
D725,523 S	3/2015	Dorman	

**OTHER PUBLICATIONS**

Accutire Flashlight & Tire Gauge; AutoGeek.com; <https://www.autogeek.net/acftigu.html>; 2017.

\* cited by examiner

*Primary Examiner* — Antoine Duval Davis  
(74) *Attorney, Agent, or Firm* — Howard IP Law Group

(57) **CLAIM**

The ornamental design for a pressure gauge, as shown and described.

**DESCRIPTION**

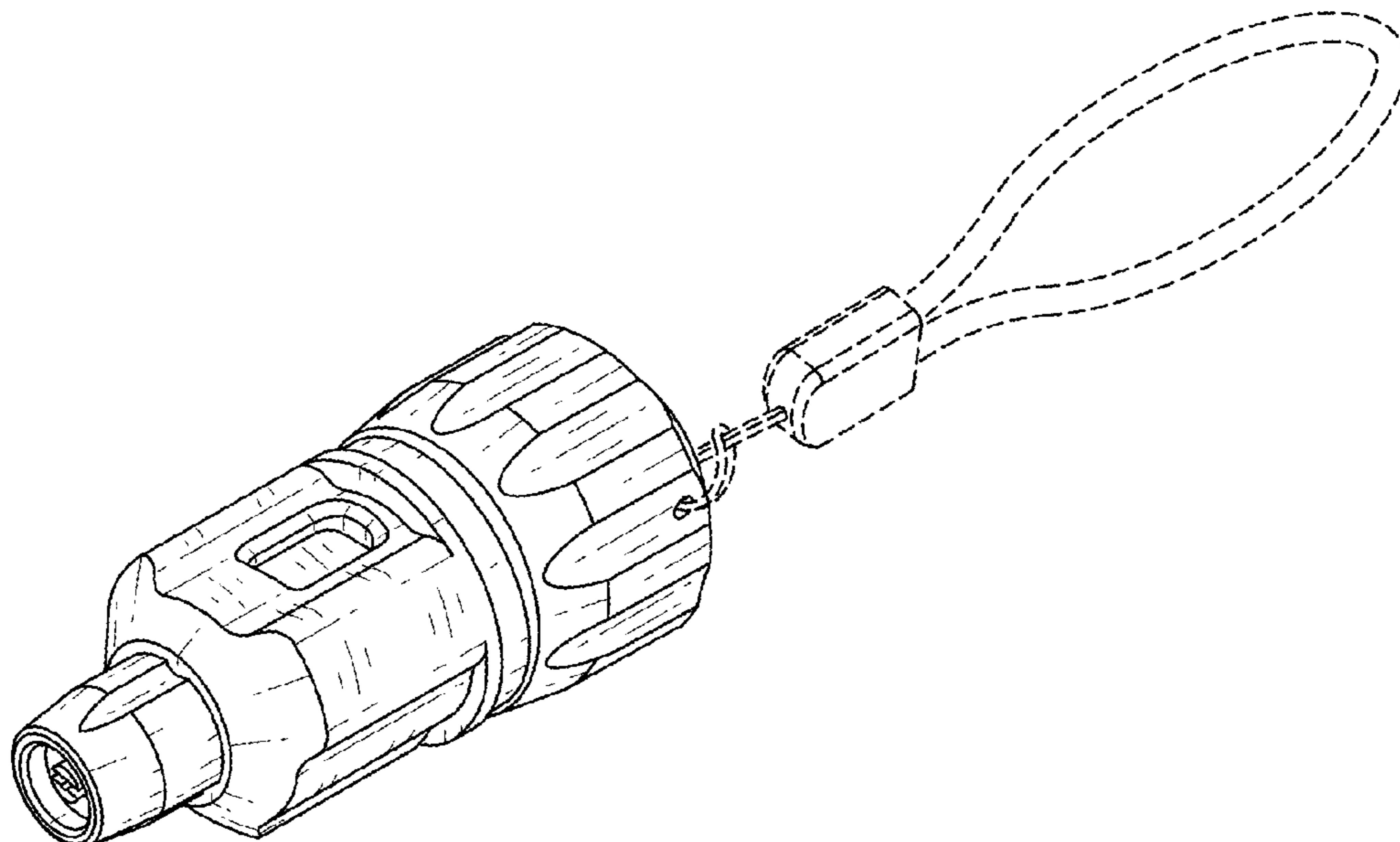
FIG. 1 is a perspective view of a pressure gauge showing our new design, according to an embodiment of the invention; FIG. 2 is a front elevational view of the pressure gauge of FIG. 1; FIG. 3 is a rear elevational view of the pressure gauge of FIG. 1; FIG. 4 is a right side elevational view of the pressure gauge of FIG. 1; FIG. 5 is a left side elevational view of the pressure gauge of FIG. 1; FIG. 6 is a bottom view of the pressure gauge of FIG. 1; and, FIG. 7 is a top view of the pressure gauge of FIG. 1. The design which is claimed is shown in solid lines in the drawings. The matter shown in dashed lines is environmental structure and forms no part of the claimed design.

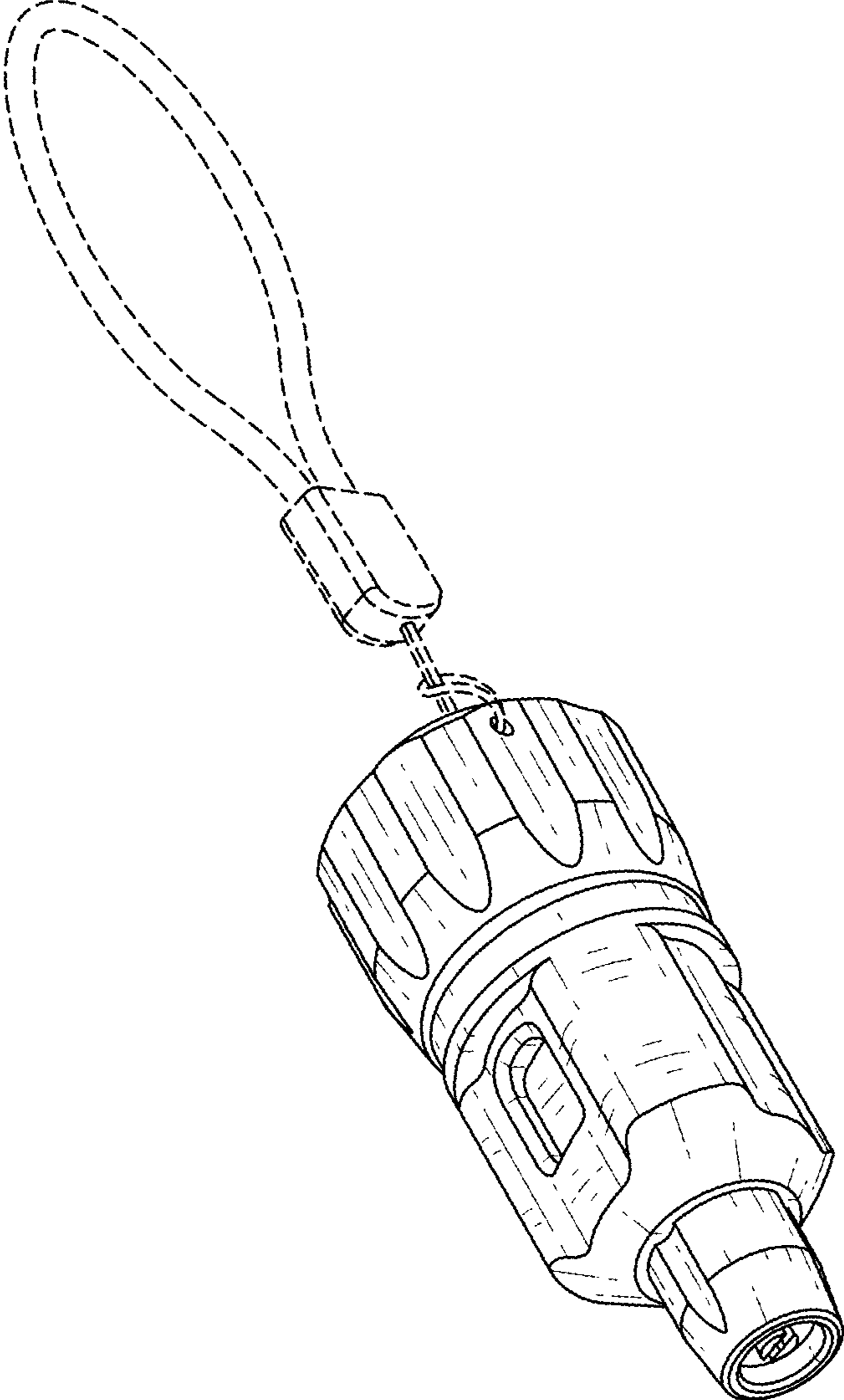
**1 Claim, 4 Drawing Sheets**

(56) **References Cited**

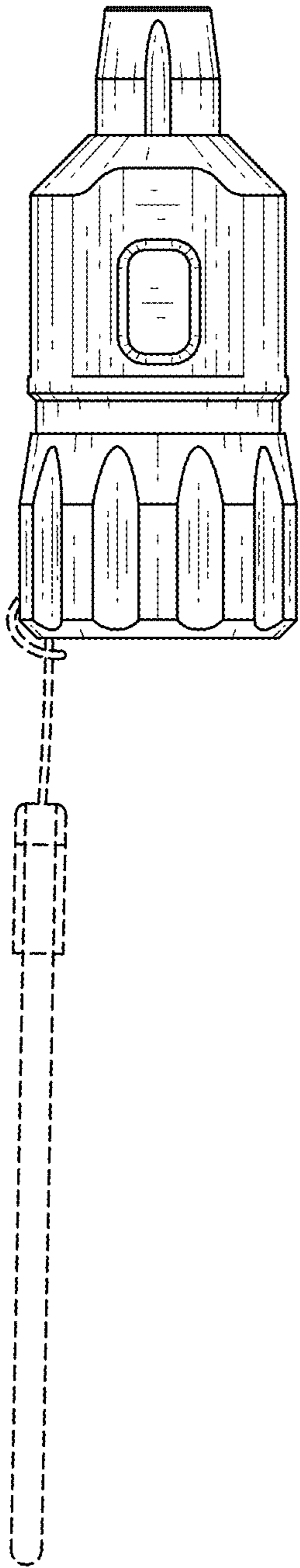
**U.S. PATENT DOCUMENTS**

D366,845 S *	2/1996	Handfield .....	D10/83
D441,673 S *	5/2001	Shimomoto .....	D10/85
D455,666 S	4/2002	Cappiello	
D528,028 S	9/2006	Mott	
D549,118 S *	8/2007	Caine .....	D10/85
D562,166 S	2/2008	Petrucelli	

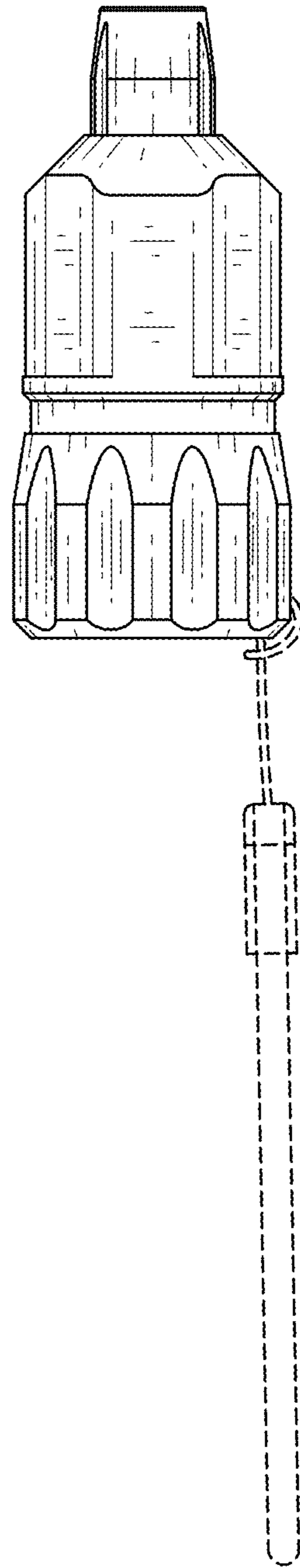




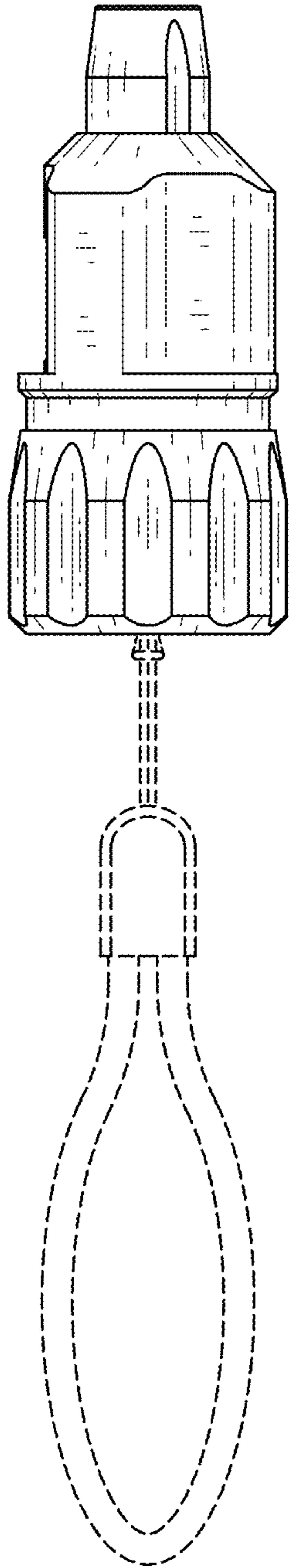
*Fig. 1*



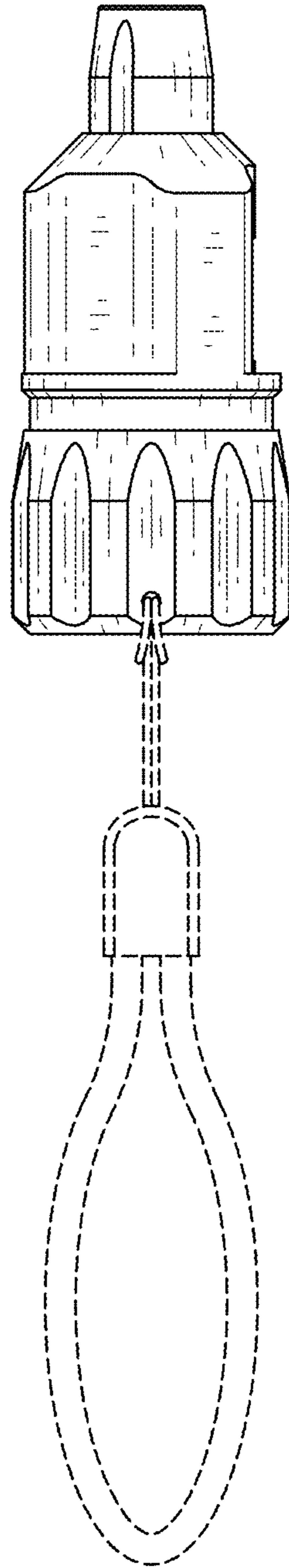
*Fig. 2*



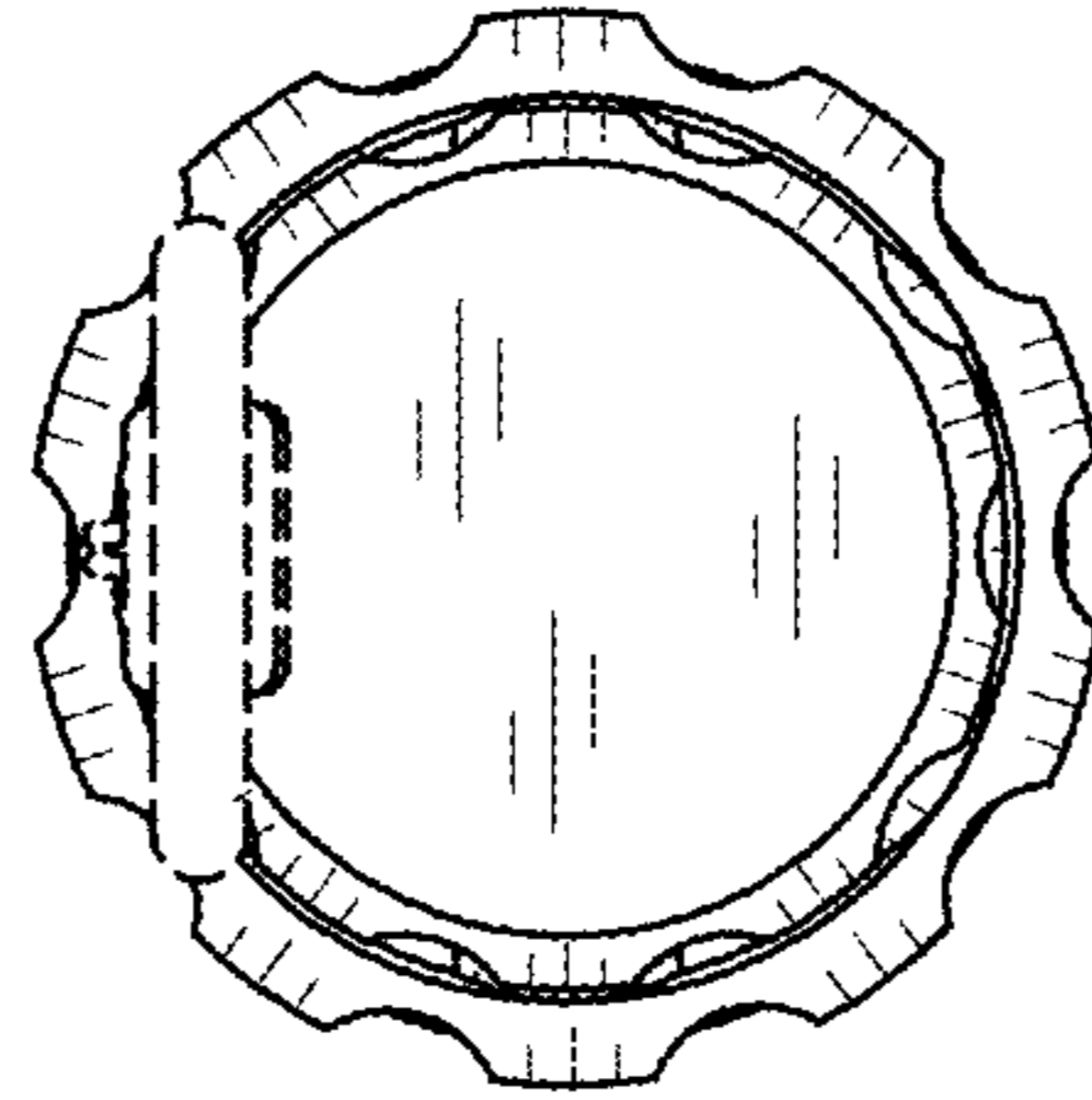
*Fig. 3*



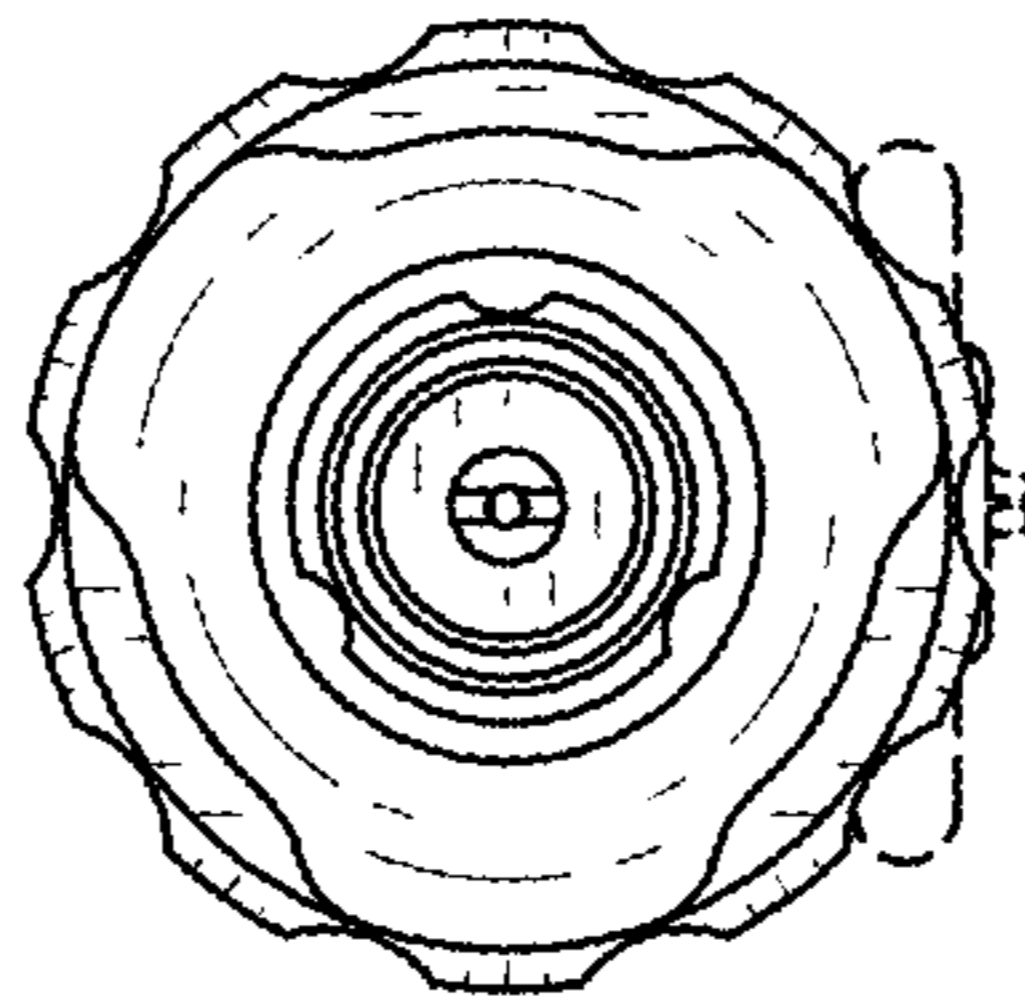
*Fig. 4*



*Fig. 5*



*Fig. 6*



*Fig. 7*