

US00D876960S

(12) **United States Design Patent** (10) **Patent No.:** **US D876,960 S**
Fletcher et al. (45) **Date of Patent:** **** Mar. 3, 2020**

(54) **CONTAINER**

(71) Applicant: **IDEXX Laboratories, Inc.**, Westbrook, ME (US)

(72) Inventors: **Michael Fletcher**, Portland, ME (US); **David L. Connolly**, Eliot, ME (US); **Anne Leavitt**, Gorham, ME (US); **Matthew M. Furtney**, Freeport, ME (US); **Christopher Labak**, Brookline, NH (US); **Christopher Aiston**, Mont Vernon, NH (US); **Daniel O'Sullivan**, Mont Vernon, NH (US)

(73) Assignee: **IDEXX LABORATORIES, INC.**, Westbrook, ME (US)

(**) Term: **15 Years**

(21) Appl. No.: **29/642,606**

(22) Filed: **Mar. 30, 2018**

(51) **LOC (12) Cl.** **09-01**

(52) **U.S. Cl.**
USPC **D9/741; D9/743**

(58) **Field of Classification Search**

USPC D9/737, 738, 739, 740, 741, 742, 743, D9/744, 745, 746, 747, 516, 524-528, D9/549, 684, 719, 573-575; D7/509-511, 563, 573, 590, 513, 300, D7/308, 312, 315, 601, 602, 619.1, 622; D3/202; 220/505, 504, 288, 709, 23.4, 220/23.8, 23.88, 633, 916, 660, 669; 264/532; 222/129, 94, 135; 215/6, 10, 215/216

CPC B65D 1/04; B65D 1/06; B65D 81/3205; B65D 11/04; B65D 21/0201; B65D 21/0204; B65D 21/0205; B65D 21/0209; B65D 25/04; B65D 51/249; B65D 81/3288; B65D 1/02; B65D 2501/0081; B65D 81/3244; B65D 83/40; B65D 83/68; B65D 81/3222; B65D 23/001; B65D 35/22; B65D 47/06; B65D 83/682; B65D 15/08; B65D

(Continued)

(56) **References Cited**

U.S. PATENT DOCUMENTS

2,753,990 A * 7/1956 Chalfin B65D 1/04
206/221
4,592,478 A * 6/1986 Laconis B65D 1/02
206/77.1

(Continued)

FOREIGN PATENT DOCUMENTS

EP 2194385 A1 6/2010
WO 2013173524 A2 11/2013

OTHER PUBLICATIONS

Partial International Search Report issued by the European Patent Office acting as the International Searching Authority dated May 21, 2019 in corresponding International Application No. PCT/US2019/026405.

Primary Examiner — W. A. Teddy Falloway

(74) *Attorney, Agent, or Firm* — Carter, DeLuca & Farrell LLP

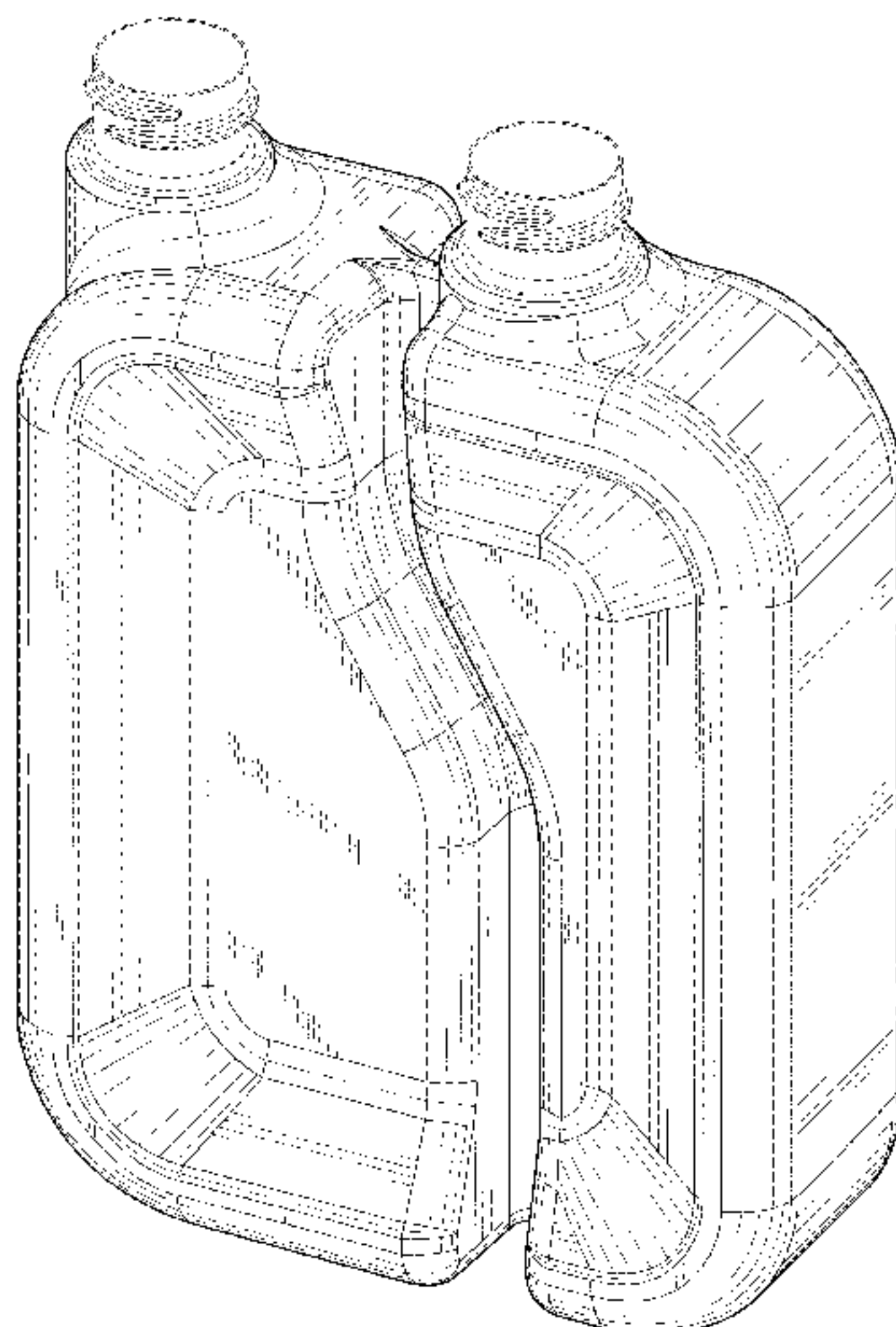
(57) **CLAIM**

The ornamental design for a container, as shown and described.

DESCRIPTION

FIG. 1 is a perspective view of a container in accordance with the present design;
FIG. 2 is a bottom plan view thereof;
FIG. 3 is a top plan view thereof;
FIG. 4 is a left side elevational view thereof;
FIG. 5 is a right side elevational view thereof;
FIG. 6 is a front elevational view thereof; and,
FIG. 7 is a rear elevational view thereof.
The broken lines shown in the drawings illustrate portions of the container that form no part of the claimed design.

1 Claim, 5 Drawing Sheets



(58) **Field of Classification Search**

CPC 1/16; B65D 1/48; B65D 25/20; B05B
 11/0081; B05B 11/30; B05B 11/0037;
 B05B 11/0056; B05B 11/3081; A47G
 2019/122; A61J 1/2093; A45F 3/20

See application file for complete search history.

(56) **References Cited**

U.S. PATENT DOCUMENTS

D292,267	S *	10/1987	Costa	D9/524
D292,268	S *	10/1987	Costa	D9/524
D302,521	S *	8/1989	Grinde	D9/524
D302,658	S *	8/1989	Grinde	D9/524
4,881,652	A *	11/1989	Schiemann	B65D 1/14 220/23.8
4,889,255	A *	12/1989	Schiemann	B65D 1/04 220/23.8
D315,867	S *	4/1991	Hestehave	D9/527
D361,509	S *	8/1995	Dull	D9/524
D378,191	S *	2/1997	Wehrle	D9/524
5,692,626	A *	12/1997	Wehrle	B65D 23/10 215/6
D536,989	S *	2/2007	Reyes	D9/528
D541,175	S *	4/2007	Burns	D9/743
D559,119	S *	1/2008	Stengel	D9/742
D617,659	S *	6/2010	Renz	D9/743
8,641,891	B1 *	2/2014	Crowder	A45F 3/20 210/136
D706,645	S *	6/2014	Jennings	D9/535
D795,082	S *	8/2017	Gonzalez	D9/742
D829,568	S *	10/2018	Vlahakis	D9/743
2003/0173364	A1 *	9/2003	Eva	B65D 25/2894 220/524
2005/0074361	A1	4/2005	Tanoshima et al.		
2011/0014095	A1	1/2011	Ueda et al.		

* cited by examiner

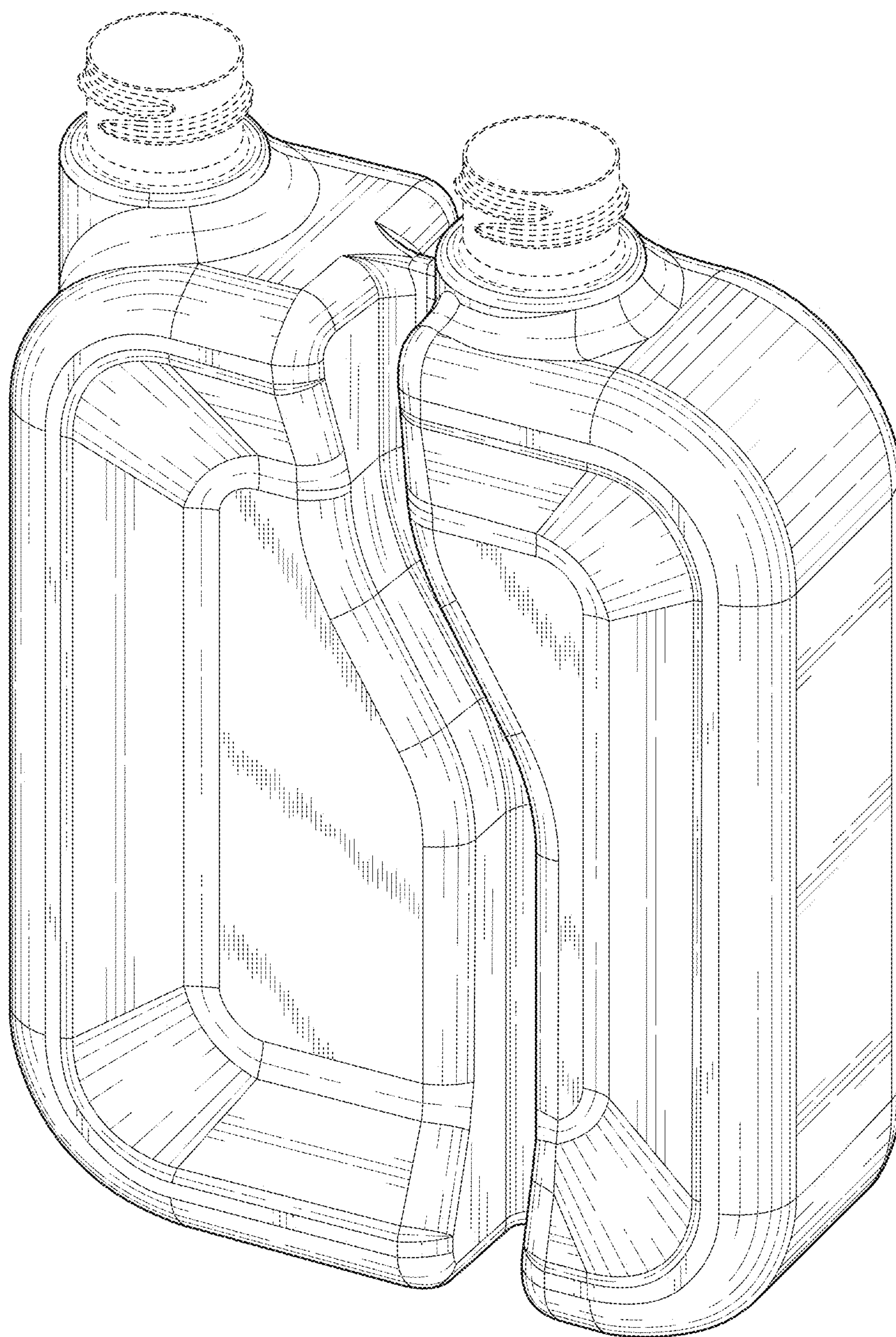


FIG. 1




FIG. 2




FIG. 3

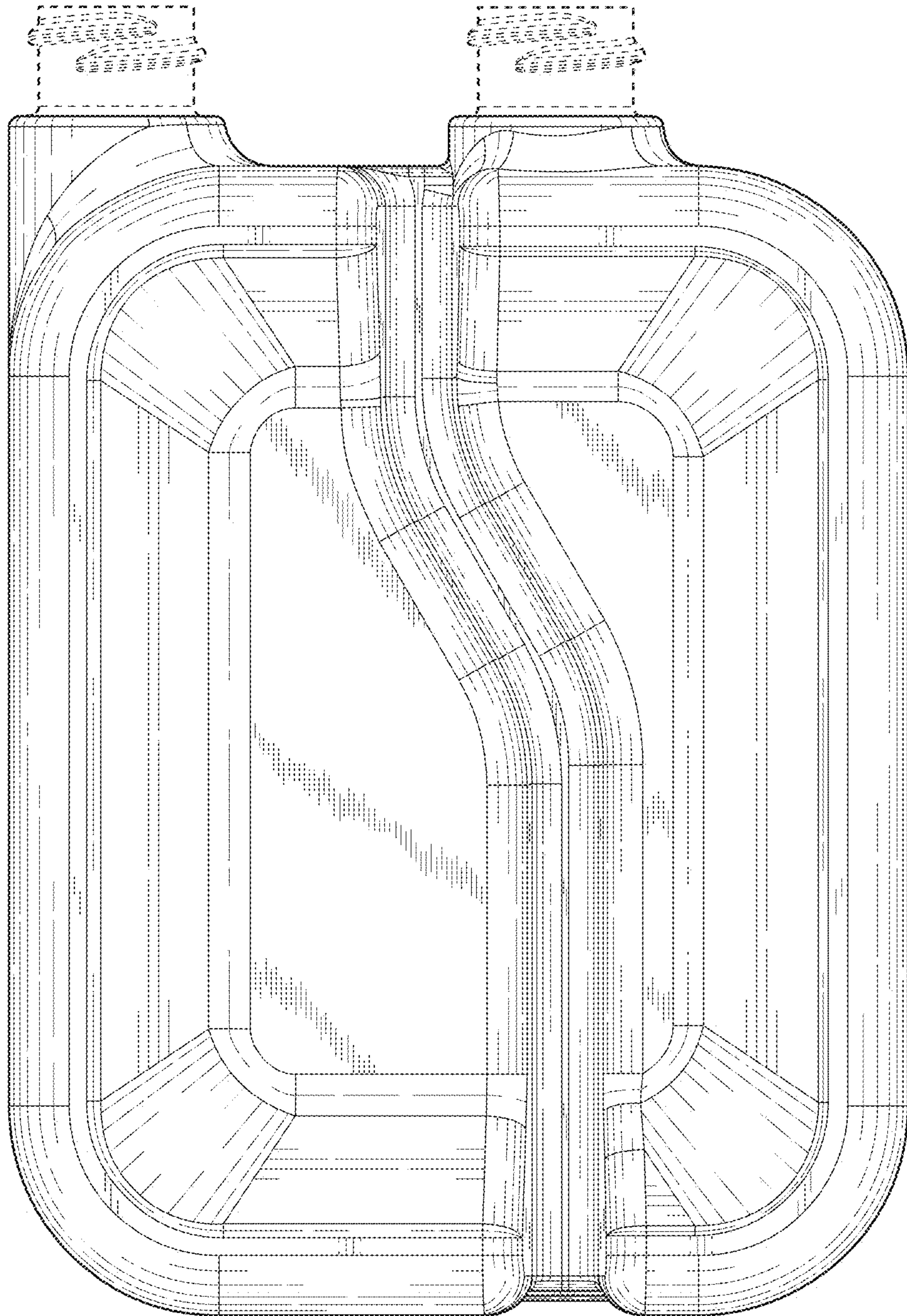


FIG. 4

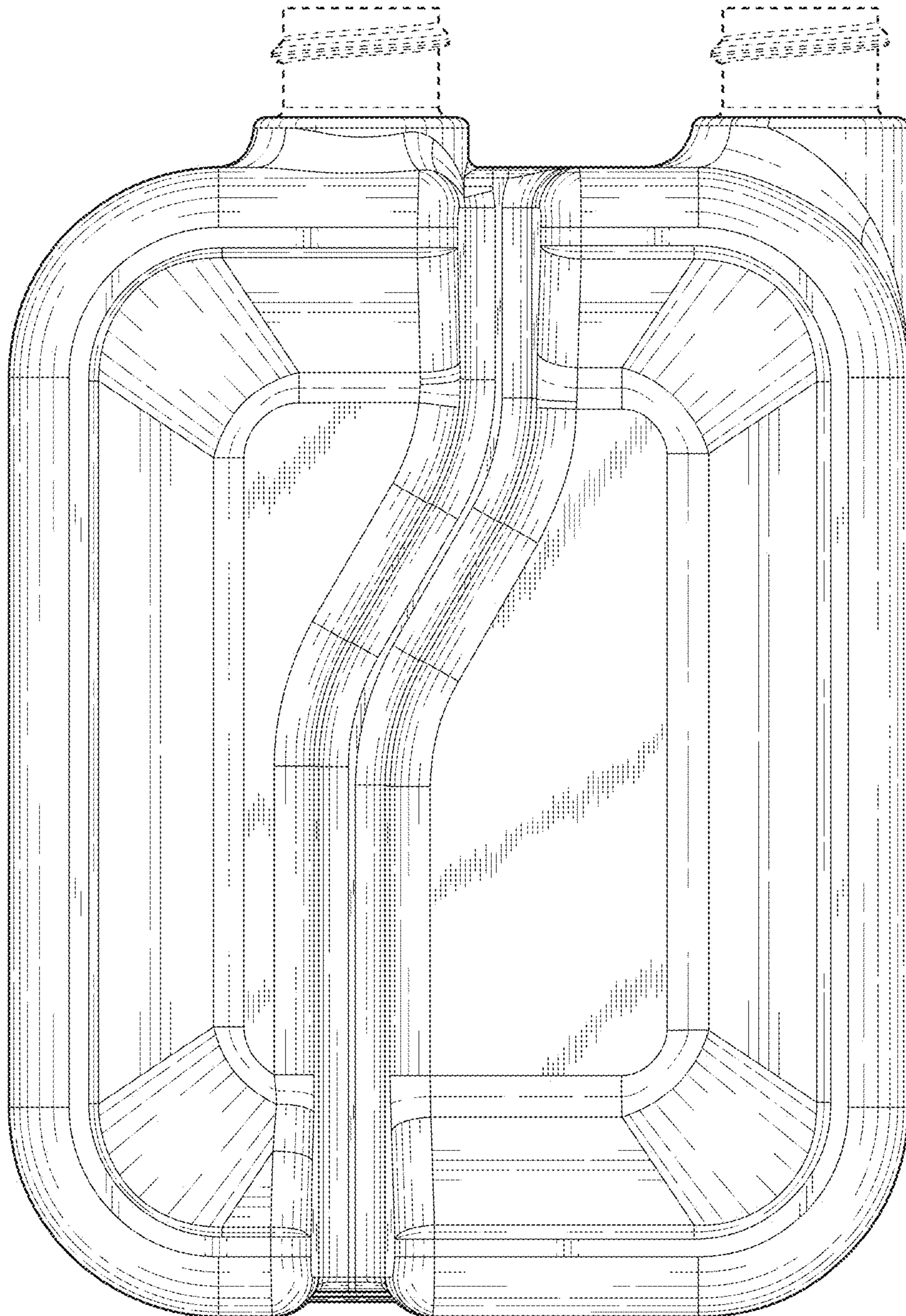


FIG. 5

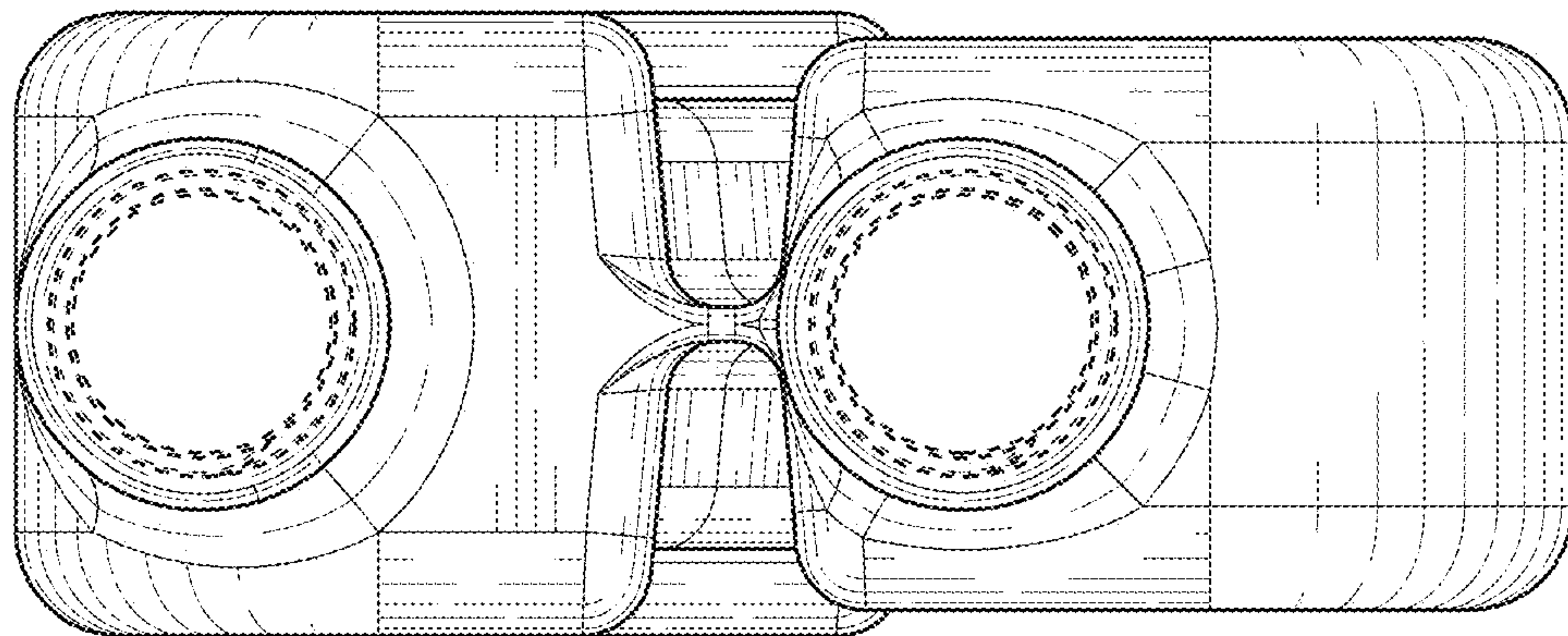


FIG. 6

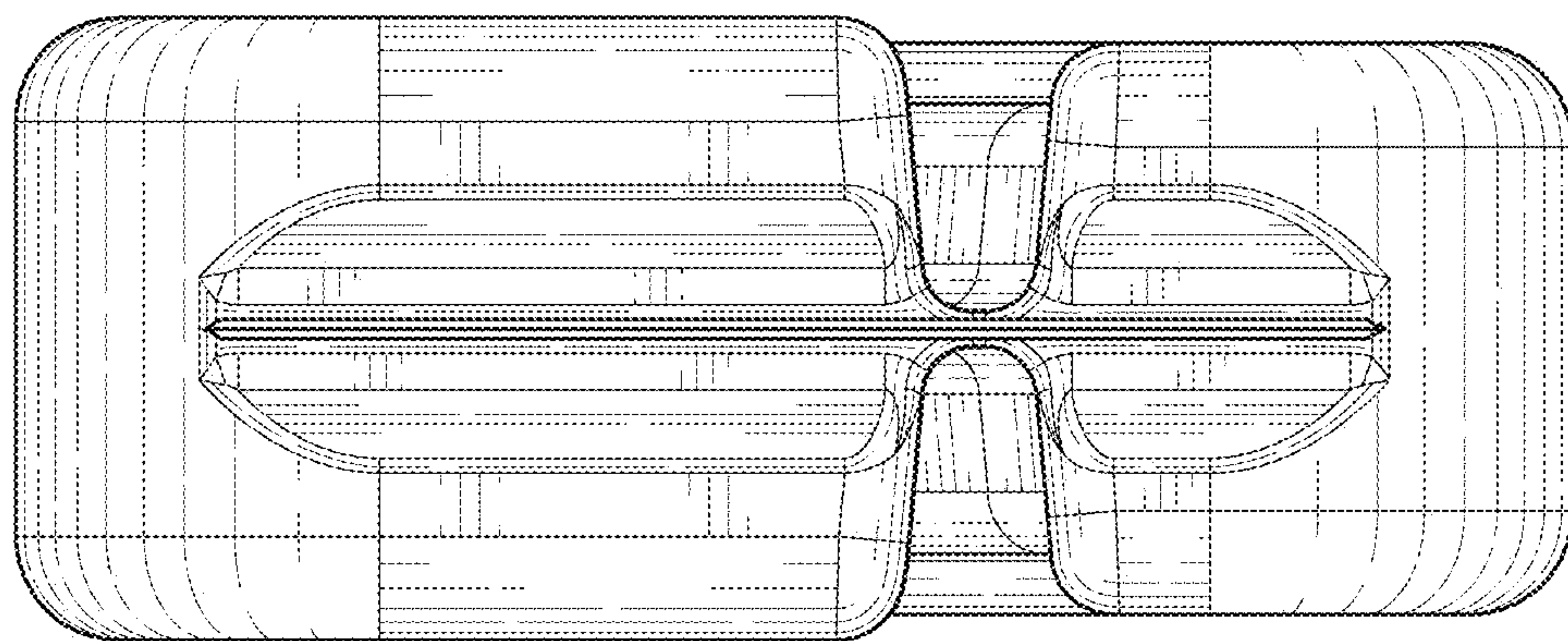


FIG. 7