



US00D876932S

(12) **United States Design Patent**
Franta

(10) **Patent No.:** **US D876,932 S**
(45) **Date of Patent:** **** Mar. 3, 2020**

- (54) **ROPE CLAMP**
- (71) Applicant: **John E Franta**, Grover Beach, CA
(US)
- (72) Inventor: **John E Franta**, Grover Beach, CA
(US)
- (**) Term: **15 Years**
- (21) Appl. No.: **29/665,269**
- (22) Filed: **Oct. 2, 2018**
- (51) **LOC (12) Cl.** **09-06**
- (52) **U.S. Cl.**
USPC **D8/356**
- (58) **Field of Classification Search**
USPC D8/367, 356, 354, 349, 105, 380, 360.1,
D8/368; 24/599.9; D7/356, 354, 360.1,
D7/368
CPC B65H 57/16; B63B 21/045; F16B 45/02;
F16G 11/00; F16G 1/00
See application file for complete search history.

D581,777 S *	12/2008	Huang	D8/397
D608,353 S *	1/2010	Tsai	D14/228
D613,594 S *	4/2010	Huang	D12/213
D613,595 S *	4/2010	Huang	D12/213
D625,990 S *	10/2010	Lin	D12/213
D637,907 S *	5/2011	Maxa	D9/452
D642,989 S *	8/2011	Montena	H01R 13/5213 D13/156
D645,022 S *	9/2011	Lee	D13/154
D720,208 S *	12/2014	Jordan	D8/397
D731,300 S *	6/2015	Vargas	D8/397
D748,972 S *	2/2016	Primeau	D8/397
D755,130 S *	5/2016	Toimil	D13/156
D762,459 S *	8/2016	Frydlewski	D8/356
D775,085 S *	12/2016	Hachisuka	D13/153
D775,937 S *	1/2017	Davis	D8/356
D792,196 S *	7/2017	Nitta	D8/356
D813,015 S *	3/2018	O'Brien	D8/356
D814,269 S *	4/2018	Veilleux	D8/356
D814,907 S *	4/2018	Baiz	D8/356
D833,854 S *	11/2018	Yamamoto	D8/356
D852,612 S *	7/2019	Paik	D8/394
2009/0315390 A1 *	12/2009	Weld	B60B 3/008 301/37.376

(Continued)

Primary Examiner — Cynthia R Underwood
(74) *Attorney, Agent, or Firm* — Ronald R. Kilponen

(56) **References Cited**
U.S. PATENT DOCUMENTS

5,728,136 A *	3/1998	Thal	A61B 17/0401 606/232
D407,362 S *	3/1999	Schardt	D12/204
D416,189 S *	11/1999	Bollman	D8/382
D437,294 S *	2/2001	Amin	D13/133
D443,858 S *	6/2001	Treiger	D13/133
D447,930 S *	9/2001	Larson	D8/354
D460,398 S *	7/2002	Berry	D12/213
D469,345 S *	1/2003	Berry	D8/382
6,540,750 B2 *	4/2003	Burkhart	A61B 17/0401 606/232
D476,286 S *	6/2003	Chung	D12/213
6,692,083 B2 *	2/2004	Latham	E21C 35/18 299/104

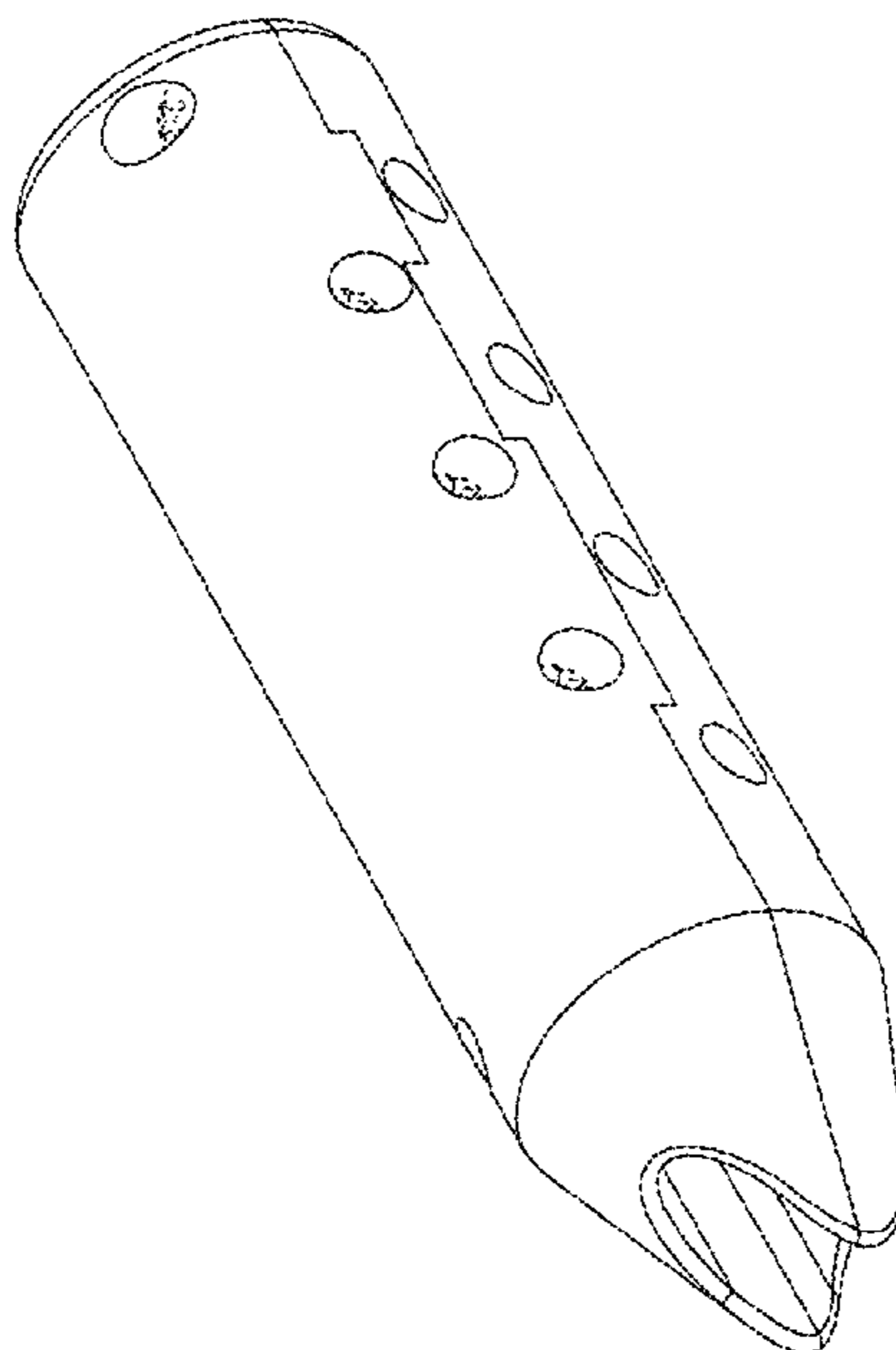
(57) **CLAIM**

I claim the ornamental design for the rope clamp, as shown and described.

DESCRIPTION

FIG. 1 is a perspective view of a rope clamp;
FIG. 2 is a front side view thereof;
FIG. 3 is a back side view thereof;
FIG. 4 is a top view thereof;
FIG. 5 is a bottom view thereof;
FIG. 6 is a left side view thereof; and,
FIG. 7 is a right side view thereof.

1 Claim, 4 Drawing Sheets



(56)

References Cited

U.S. PATENT DOCUMENTS

2015/0251488 A1* 9/2015 Hoff B60B 7/16
301/37.21

* cited by examiner

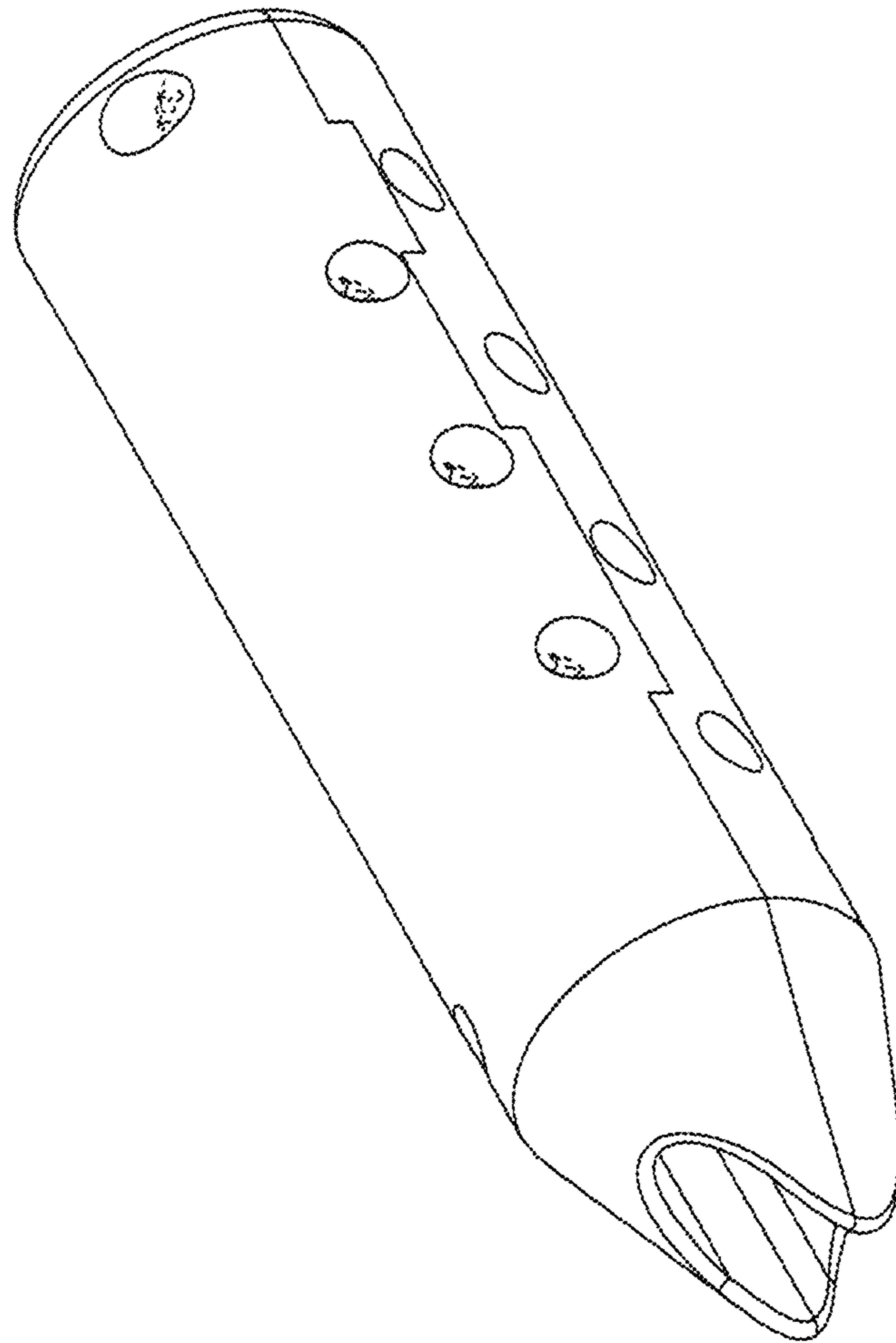


FIG. 1

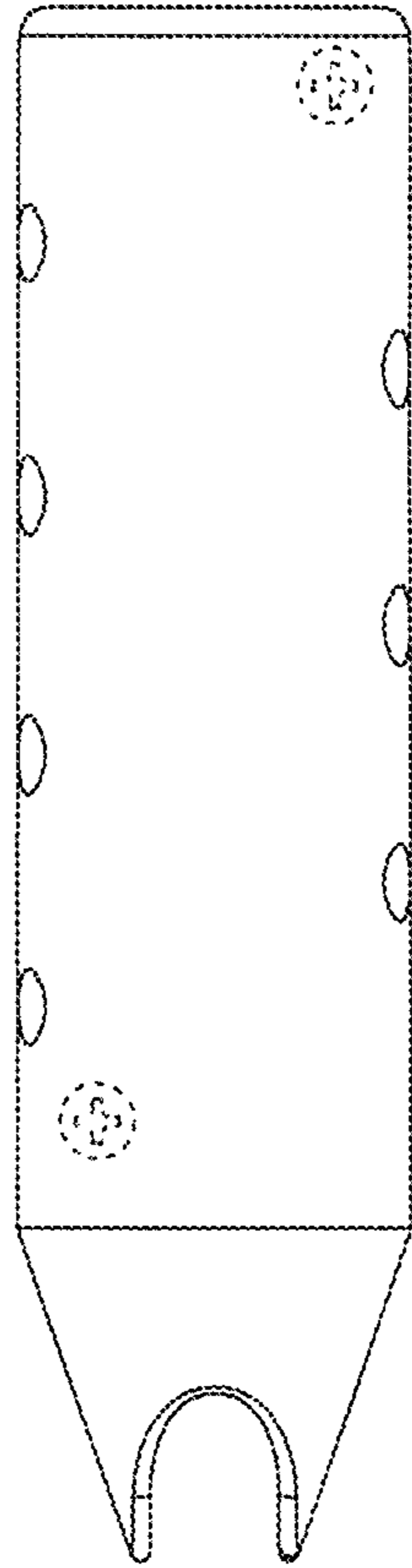


FIG. 2

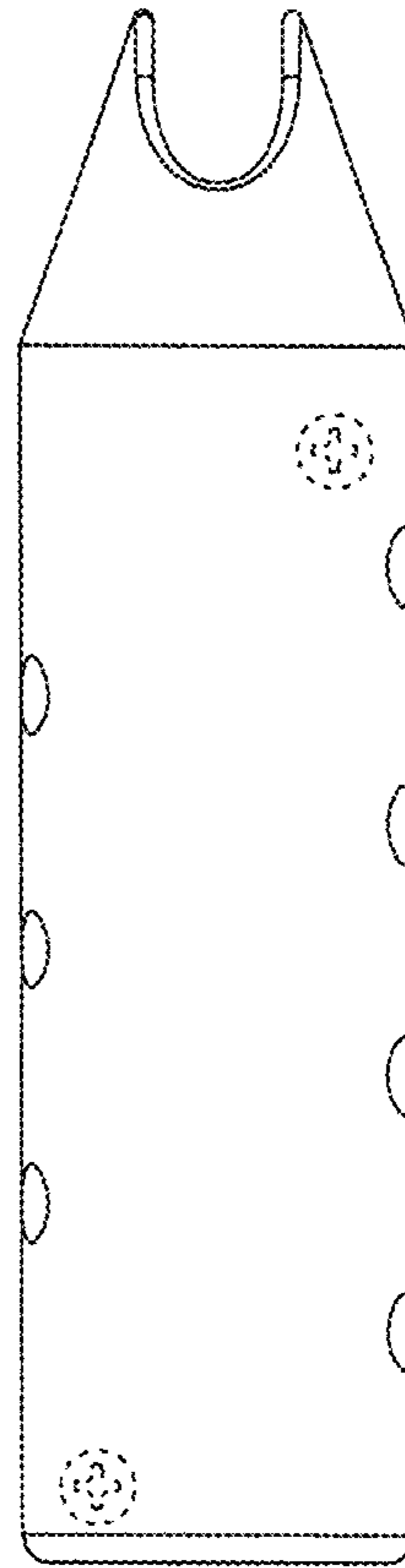


FIG. 3

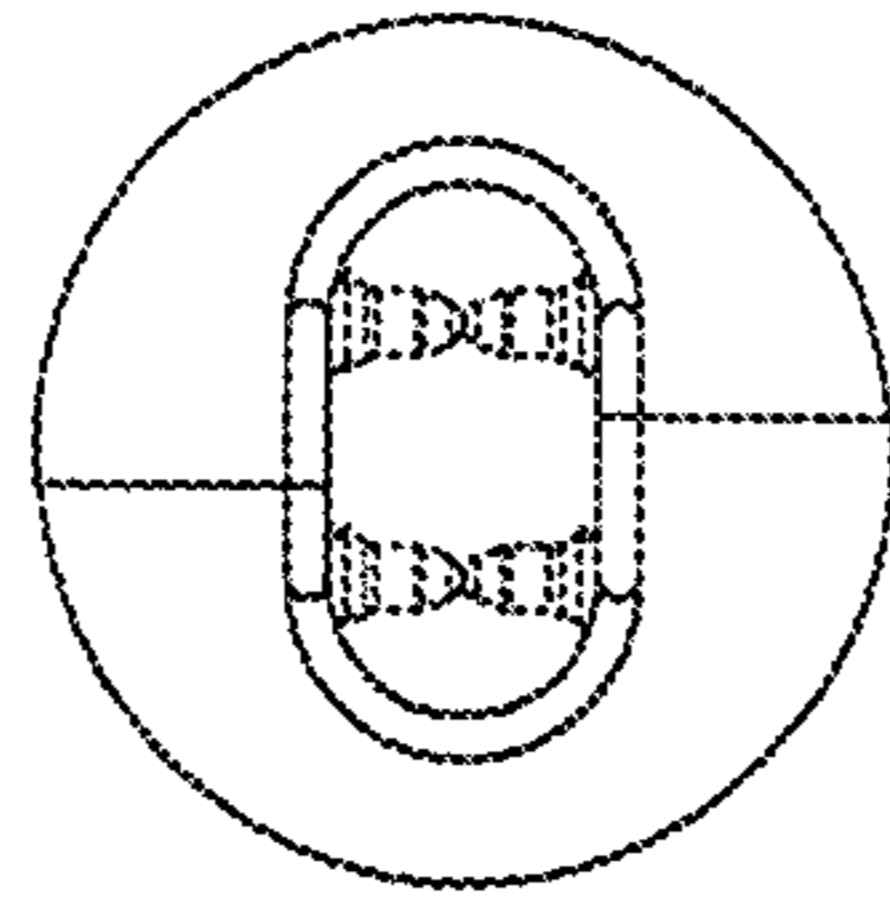


FIG. 4

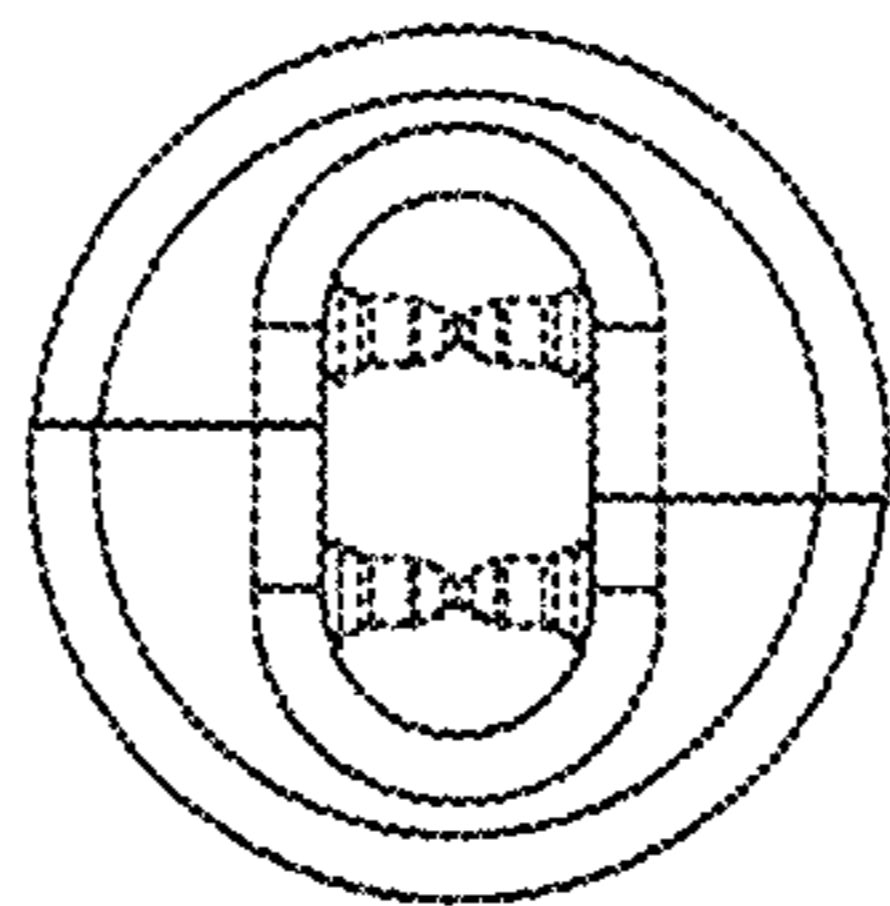


FIG. 5

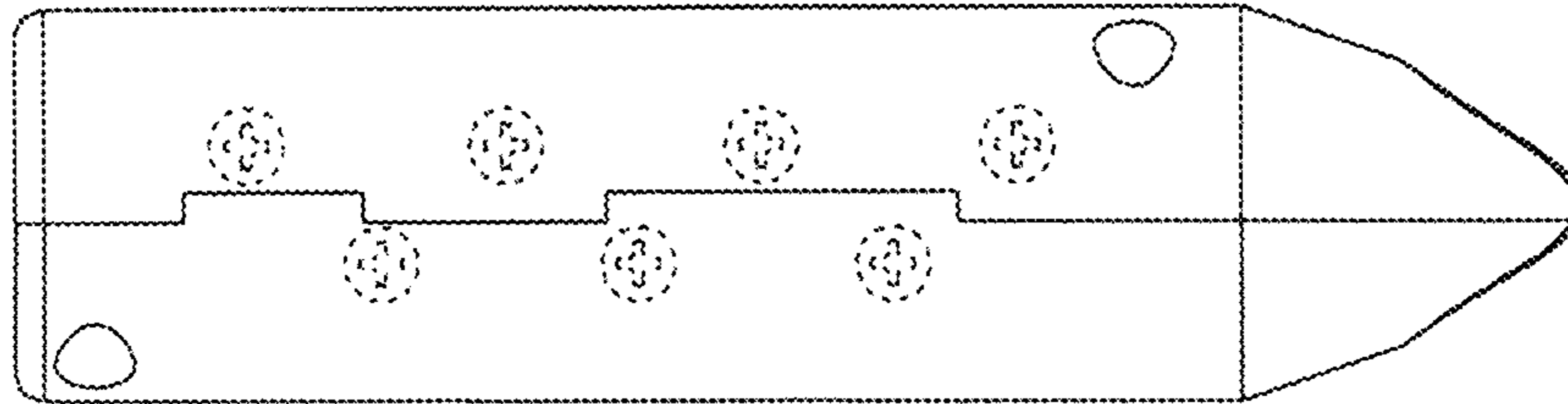


FIG. 6

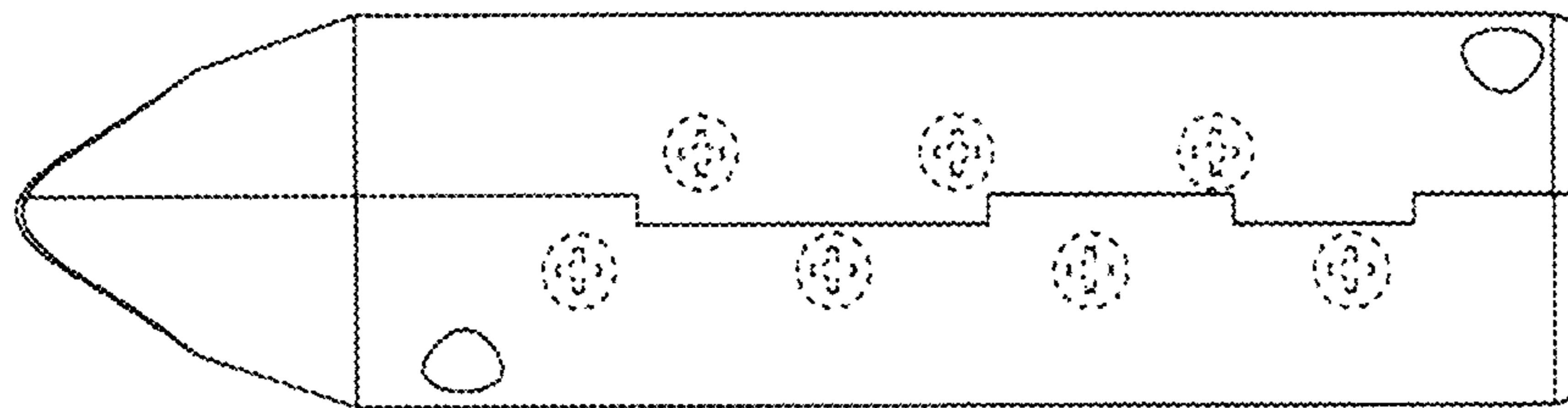


FIG. 7