



US00D876922S

(12) **United States Design Patent** (10) **Patent No.:** **US D876,922 S**
Deusing (45) **Date of Patent:** **** Mar. 3, 2020**

(54) **DOOR HANDLES FOR SWITCHGEAR CABINETS**

(71) Applicant: **RITTAL GMBH & CO. KG**, Herborn (DE)

(72) Inventor: **Marco Deusing**, Herborn (DE)

(73) Assignee: **Rittal GmbH & Co. KG** (DE)

(**) Term: **15 Years**

(21) Appl. No.: **35/505,671**

(22) Filed: **Aug. 14, 2018**

(80) **Hague Agreement Data**

Int. Filing Date: **Aug. 14, 2018**

Int. Reg. No.: **DM/102732**

Int. Reg. Date: **Aug. 14, 2018**

Int. Reg. Pub. Date: **Sep. 21, 2018**

(30) **Foreign Application Priority Data**

Apr. 9, 2018 (EM) 005226974

(51) **LOC (12) Cl.** **08-06**

(52) **U.S. Cl.** **D8/302**

(58) **Field of Classification Search**

USPC D8/301, 302, 313, 315, 316, 318, 319, D8/320, 350

CPC Y10T 16/44; Y10T 16/458; Y10T 16/513; Y10T 16/498; Y10T 16/476; Y10T 16/86; Y10T 292/57; Y10T 292/1047; Y10T 292/097; Y10T 292/1059; Y10T 292/1014; Y10T 292/1052; Y10T 292/23; Y10T 292/53; Y10T 292/31; Y10T 292/64; Y10T 70/5761; Y10T 70/5832; Y10T 70/5889; Y10T 70/5792; Y10T 70/7062; Y10T 70/8568; Y10T 70/5819; Y10T 70/5155;

(Continued)

(56) **References Cited**

U.S. PATENT DOCUMENTS

D397,489 S * 8/1998 Alexander D26/118
D406,040 S * 2/1999 Kuehn D8/301
D411,433 S * 6/1999 Swan D8/306

(Continued)

Primary Examiner — *Natasha Vujcic*

(74) *Attorney, Agent, or Firm* — *Polsinelli PC*

(57) **CLAIM**

The ornamental design for door handles for switchgear cabinets, as shown and described.

DESCRIPTION

The file of this application contains at least one drawing executed in color. Copies of this patent with color drawings will be provided by the Office upon request and payment of the necessary fee.

1., 3., and 5. Door handles for switchgear cabinets

1.1 is a front perspective view.

1.2 is a front view.

1.3 is a rear view.

1.4 is a left side view.

1.5 is a right side view.

1.6 is a top view

1.7 is a bottom view.

2.1 is a front perspective view.

2.2 is a front view.

2.3 is a rear view.

2.4 is a left side view.

2.5 is a right side view.

2.6 is a top view

2.7 is a bottom view.

3.1 is a front perspective view.

3.2 is a front view.

3.3 is a rear view.


3.4 is a left side view.

3.5 is a right side view.

3.6 is a top view

3.7 is a bottom view.

1 Claim, 14 Drawing Sheets
(12 of 14 Drawing Sheet(s) Filed in Color)



(58) **Field of Classification Search**


CPC ... Y10T 70/7113; Y10T 70/7305; Y10T 70/31
See application file for complete search history.

(56) **References Cited**


U.S. PATENT DOCUMENTS

D428,322	S	*	7/2000	Munch	D8/302
D458,109	S	*	6/2002	Hartel	D8/338
D475,480	S	*	6/2003	Huang	D26/118
6,679,088	B2	*	1/2004	Hartel	E05B 13/002 70/208
D487,012	S	*	2/2004	Stoll	D8/337
D543,825	S	*	6/2007	Witte	D8/302
D550,059	S	*	9/2007	Witte	D8/302
D578,227	S	*	10/2008	Osiecki	D26/24
D593,397	S	*	6/2009	Stuckey	D8/320
D634,180	S	*	3/2011	Stuckey	D8/321
D650,506	S	*	12/2011	Kaule	D26/72
D653,531	S	*	2/2012	Velez, Jr.	D8/400
D656,502	S	*	3/2012	Cacioppo	D14/453
D670,552	S	*	11/2012	Meeks	D8/301
D679,166	S	*	4/2013	Stuckey	D8/302
D687,178	S	*	7/2013	Grandsart	D26/85
D700,823	S	*	3/2014	Otsuka	D8/302


* cited by examiner




1.1




1.2




1.3




1.4




1.5




1.6




1.7




2.1




2.2




2.3




2.4



2.5



2.6



2.7