



US00D876875S

(12) **United States Design Patent**
Wang

(10) **Patent No.:** **US D876,875 S**
(45) **Date of Patent:** **** Mar. 3, 2020**

(54) **HAMMERED PAN**

(71) Applicant: **COCABA COOKWARE
MANUFACTURE CO., LTD**, Ningbo
(CN)

(72) Inventor: **En Wang**, Zhejiang (CN)

(73) Assignee: **COCABA COOKWARE
MANUFACTURE CO., LTD.**, Ningbo
(CN)

(**) Term: **15 Years**

(21) Appl. No.: **29/636,343**

(22) Filed: **Feb. 7, 2018**

(30) **Foreign Application Priority Data**

Aug. 15, 2017 (CN) 2017 3 0374830

(51) **LOC (12) Cl.** **07-02**

(52) **U.S. Cl.**
USPC **D7/359**

(58) **Field of Classification Search**
USPC D7/323, 339, 352, 354-366, 396.1, 402,
D7/409
CPC .. A21B 3/00; A21B 3/13; A21B 3/131; A21B
3/132; A21B 3/135; A21B 3/136; A21B
3/137; A21B 3/15; A21B 5/00; A21B
5/02; A21B 5/04; A47J 27/00; A47J
37/00; A47J 37/01; A47J 37/04; A47J
37/06; A47J 37/10; A47J 37/0611; A47J
37/08; A47J 37/0807; A47J 37/0814;
A47J 37/0835; A47J 37/0842; A47J
37/085; A47J 37/0864; A47J 37/0878;
A47J 37/0885; A47J 37/0892; A47J
36/00; A47J 36/02; A47J 36/06; A47J
36/16; A47J 36/24; A47J 36/022; A47J
36/027; A47J 43/20

See application file for complete search history.

(56) **References Cited**

U.S. PATENT DOCUMENTS

D50,459	S	*	3/1917	Andrews	D7/562
D115,009	S	*	5/1939	Smith	D7/565
D344,211	S	*	2/1994	Froger	D7/560
D382,766	S	*	8/1997	Hamada	D7/354
D414,375	S	*	9/1999	Diulus	D7/354
D433,600	S	*	11/2000	Hollinger	D7/560
6,167,840	B1	*	1/2001	White	A01K 5/0142 119/61.53
D606,404	S	*	12/2009	Diss	D9/428
D629,246	S	*	12/2010	Ruffoni	D7/354
D659,913	S	*	5/2012	Spectre	D30/130
D798,116	S	*	9/2017	Thonis	D7/548
D820,027	S	*	6/2018	Weernink	D7/354
D834,876	S	*	12/2018	Ma	D7/361
2016/0331183	A1	*	11/2016	Paul	A47J 45/071
2019/0021547	A1	*	1/2019	Chen	A47J 37/10

* cited by examiner

Primary Examiner — Barbara Fox

Assistant Examiner — Messina L Smith

(74) *Attorney, Agent, or Firm* — Platinum Intellectual
Property LLP

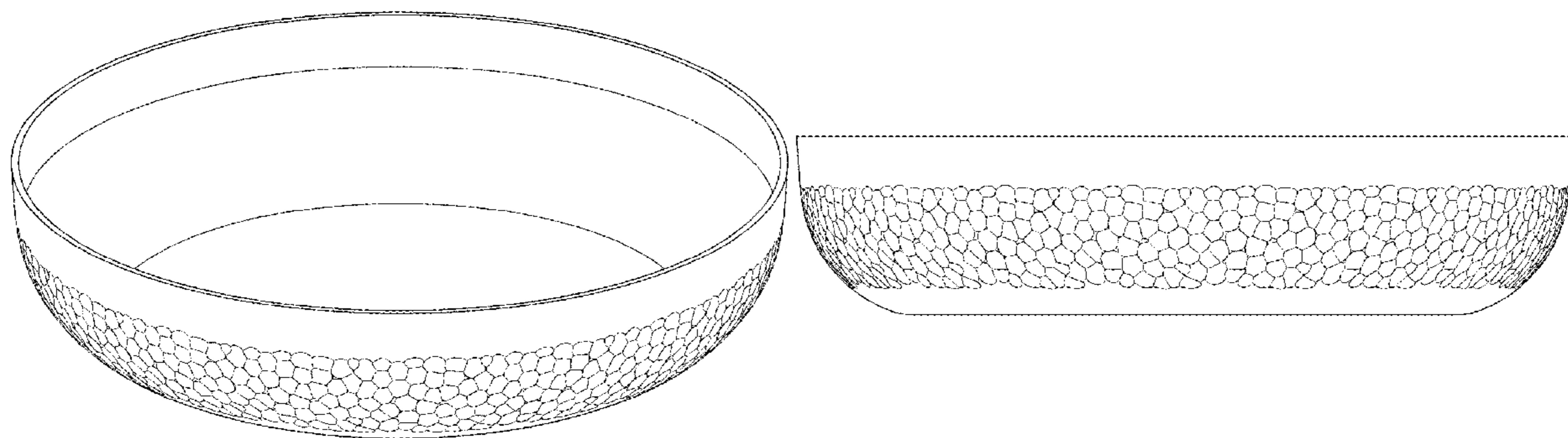
(57) **CLAIM**

The ornamental design for a hammered pan, as shown and described.

DESCRIPTION

FIG. 1 is a perspective view of a hammered pan showing my new design;
FIG. 2 is a front view thereof;
FIG. 3 is a rear view thereof;
FIG. 4 is a left side view thereof;
FIG. 5 is a right side view thereof;
FIG. 6 is a top view thereof; and,
FIG. 7 is a bottom view thereof.

1 Claim, 5 Drawing Sheets



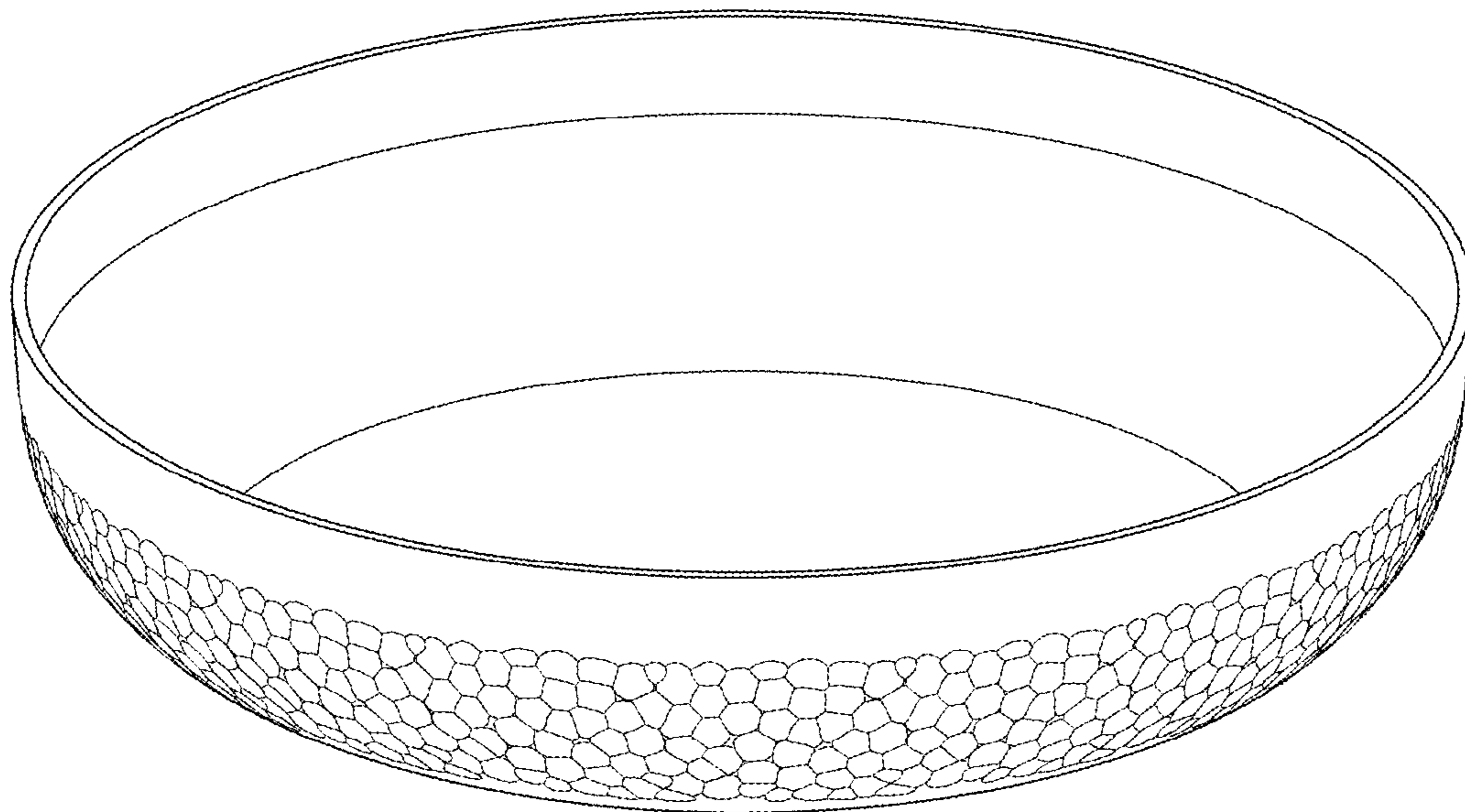


FIG. 1

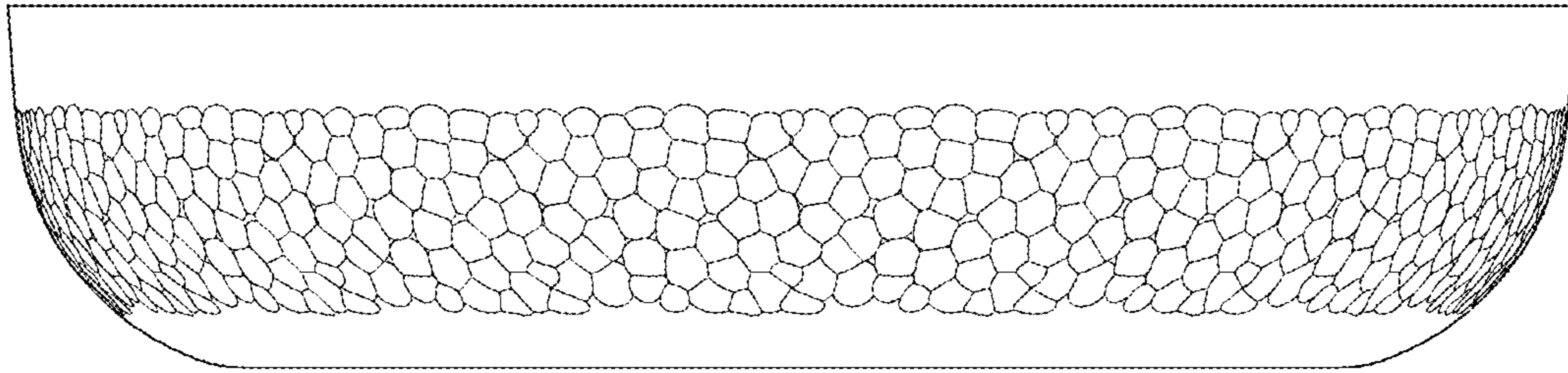


FIG. 2

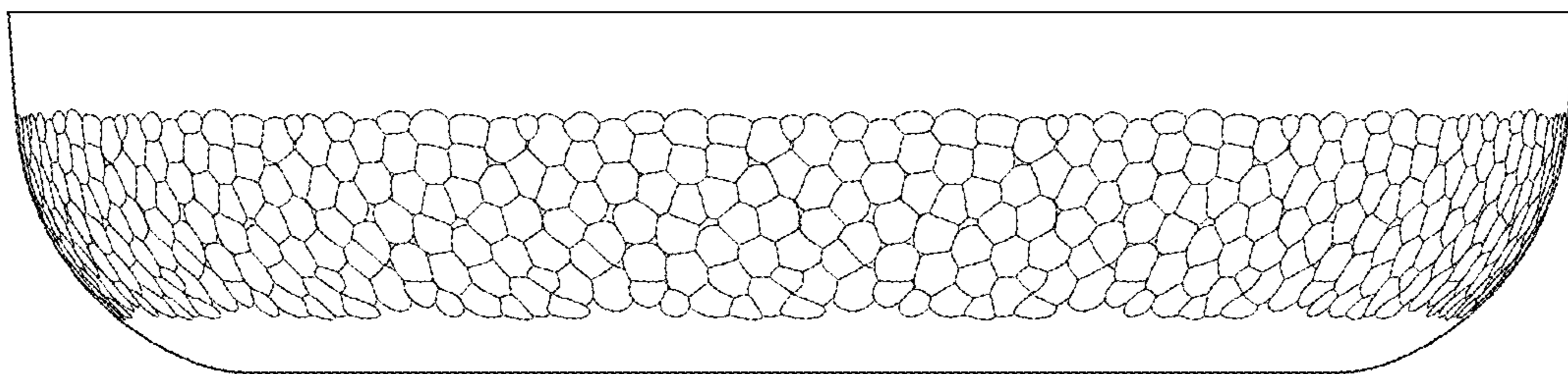


FIG. 3

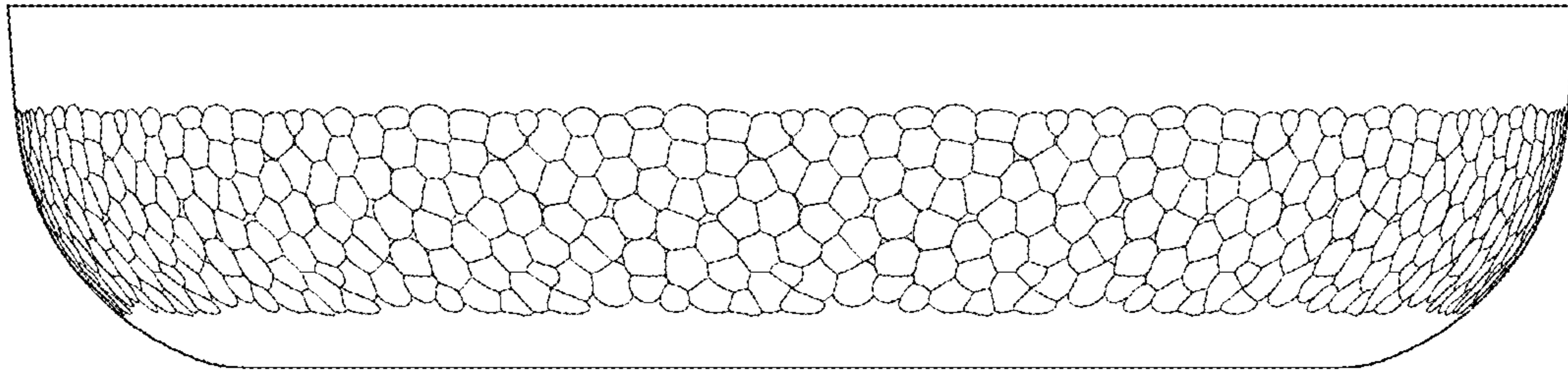


FIG. 4

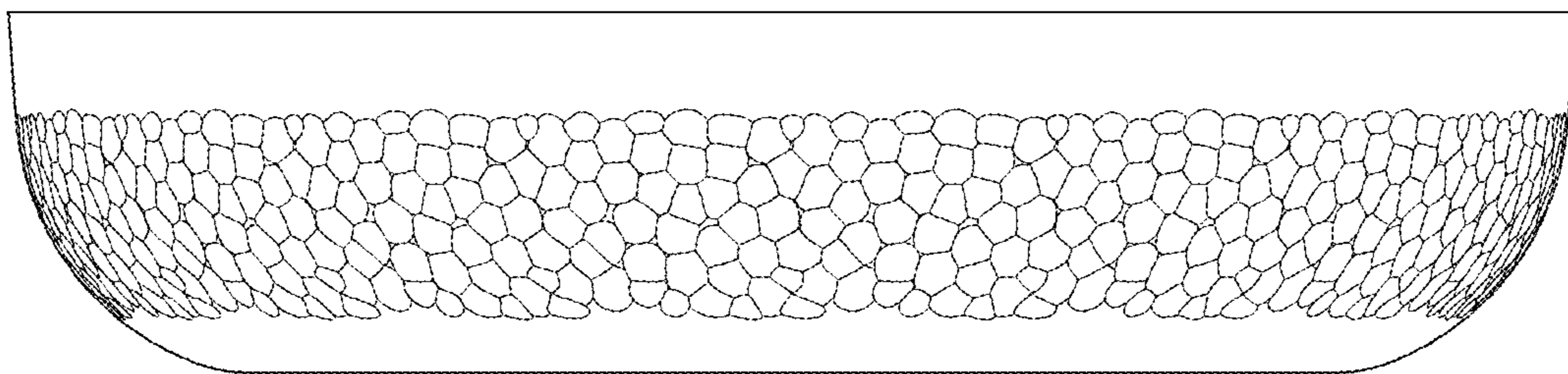


FIG. 5




FIG. 6

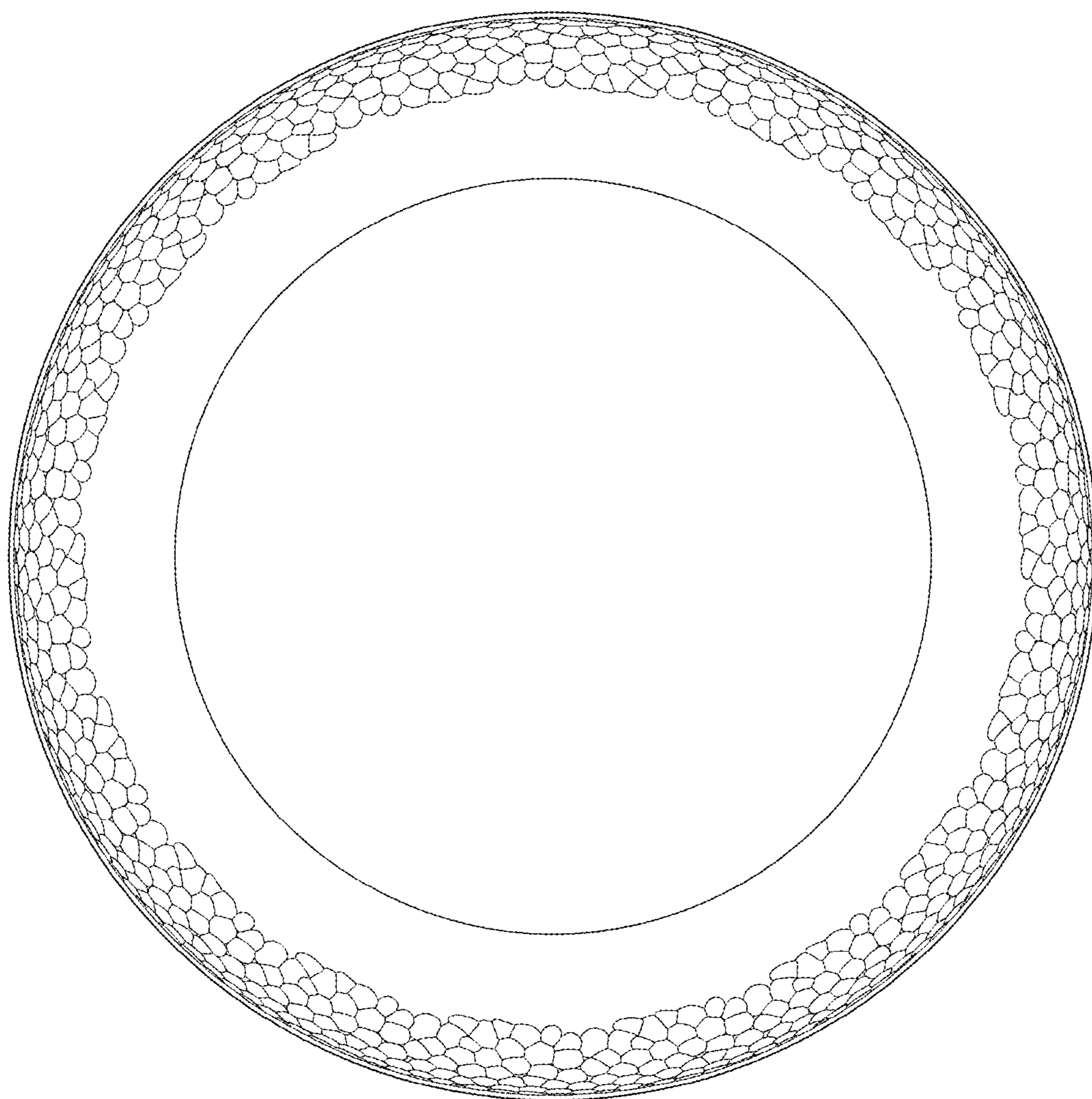


FIG. 7