



US00D876859S

(12) **United States Design Patent**
Guo

(10) **Patent No.:** **US D876,859 S**

(45) **Date of Patent:** **** Mar. 3, 2020**

(54) **MERMAID BLANKET**

(71) Applicant: **Ping Guo**, Shenzhen (CN)

(72) Inventor: **Ping Guo**, Shenzhen (CN)

(**) Term: **15 Years**

(21) Appl. No.: **29/706,931**

(22) Filed: **Sep. 25, 2019**

(51) **LOC (12) Cl.** **06-13**

(52) **U.S. Cl.**

USPC **D6/598**; D2/719

(58) **Field of Classification Search**

USPC D6/582-583, 587-592, 595-609,
D6/617-622; D21/803-809; D24/183;
D2/719, 731, 741

CPC A47G 9/00; A47G 2009/001; A47G
2009/002; A47G 2009/003; A47G
2009/005; A47G 2009/006; A47G 9/02;
A47G 9/0207; A47G 9/0215; A47G
9/0223; A47G 9/023; A47G 9/0238;
A47G 9/0246; A47G 9/0253; A47G
9/0261; A47G 9/06; A47G 9/062; A47G
9/066; A47G 9/068; A47G 9/08; A47G
2009/0276; A47G 9/0284; A47G 9/0292;
A47G 9/04; A47G 9/10

See application file for complete search history.

(56) **References Cited**

U.S. PATENT DOCUMENTS

- 3,344,449 A * 10/1967 Grilli A63B 31/12
441/60
- D214,232 S * 5/1969 Dale D2/719
- 4,055,174 A * 10/1977 LeVasseur A63B 31/08
128/201.11
- D252,308 S * 7/1979 Ochwat D2/719
- 4,541,810 A * 9/1985 Wenzel A63B 31/11
441/64
- D310,549 S * 9/1990 Rogers D21/627

- D337,628 S * 7/1993 Lenz D21/627
- D679,480 S * 4/2013 Geurts D2/741
- D701,019 S * 3/2014 Grefe' D2/731
- D743,669 S * 11/2015 Viniello D2/719
- D745,248 S * 12/2015 Lenzmeier D2/719
- D751,792 S * 3/2016 Viniello D2/719
- D766,012 S * 9/2016 Moore D2/719
- D766,013 S * 9/2016 Moore D2/719
- D787,858 S * 5/2017 Sotelo D6/598
- D792,055 S * 7/2017 Viniello D2/719
- D793,767 S * 8/2017 Sotelo D6/598
- D796,151 S * 9/2017 Rescate D2/719
- D809,320 S * 2/2018 Guo D6/598
- D809,824 S 2/2018 Guo
- D811,691 S * 3/2018 Yassa D2/719
- D814,141 S * 4/2018 Yassa D2/719
- 9,993,689 B1 * 6/2018 Wolbert A41D 7/00
- D822,408 S * 7/2018 Lin D6/598
- D834,349 S 11/2018 Lv
- D842,007 S * 3/2019 Guo D6/598
- D856,711 S 8/2019 Qi

(Continued)

Primary Examiner — Mary Ann Calabrese

Assistant Examiner — Jennifer L Rempfer

(74) *Attorney, Agent, or Firm* — HYIP

(57) **CLAIM**

The ornamental design for a mermaid blanket, as shown and described.

DESCRIPTION

FIG. 1 is a perspective view of a mermaid blanket showing my new design;

FIG. 2 is a front view thereof;

FIG. 3 is a back view thereof;

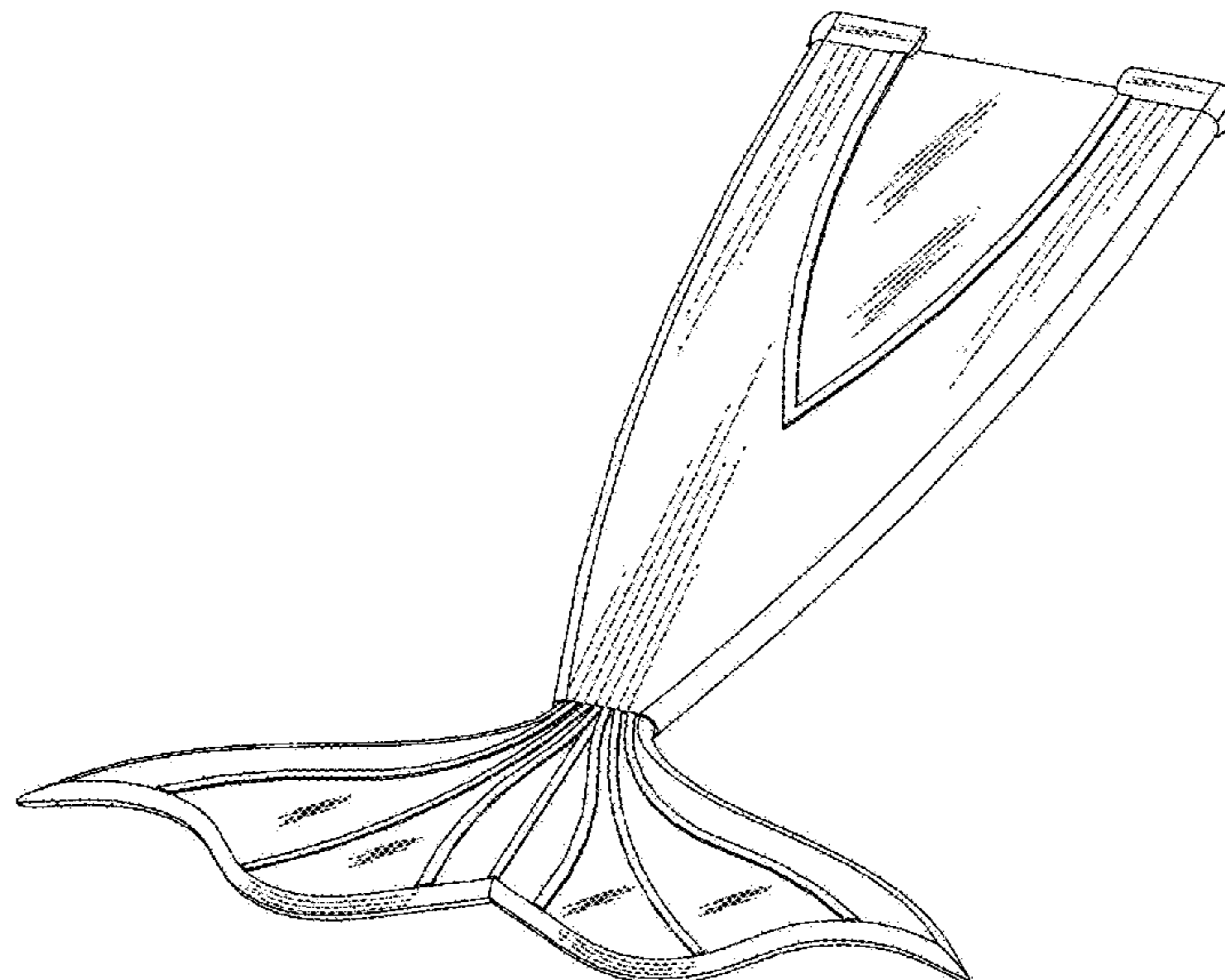
FIG. 4 is a left side view thereof;

FIG. 5 is a right side view thereof;

FIG. 6 is a top view thereof; and,

FIG. 7 is a bottom view thereof.

1 Claim, 7 Drawing Sheets



(56)

References Cited

U.S. PATENT DOCUMENTS

2011/0217890 A1* 9/2011 Fleck A63B 35/02
441/60

* cited by examiner




FIG. 1

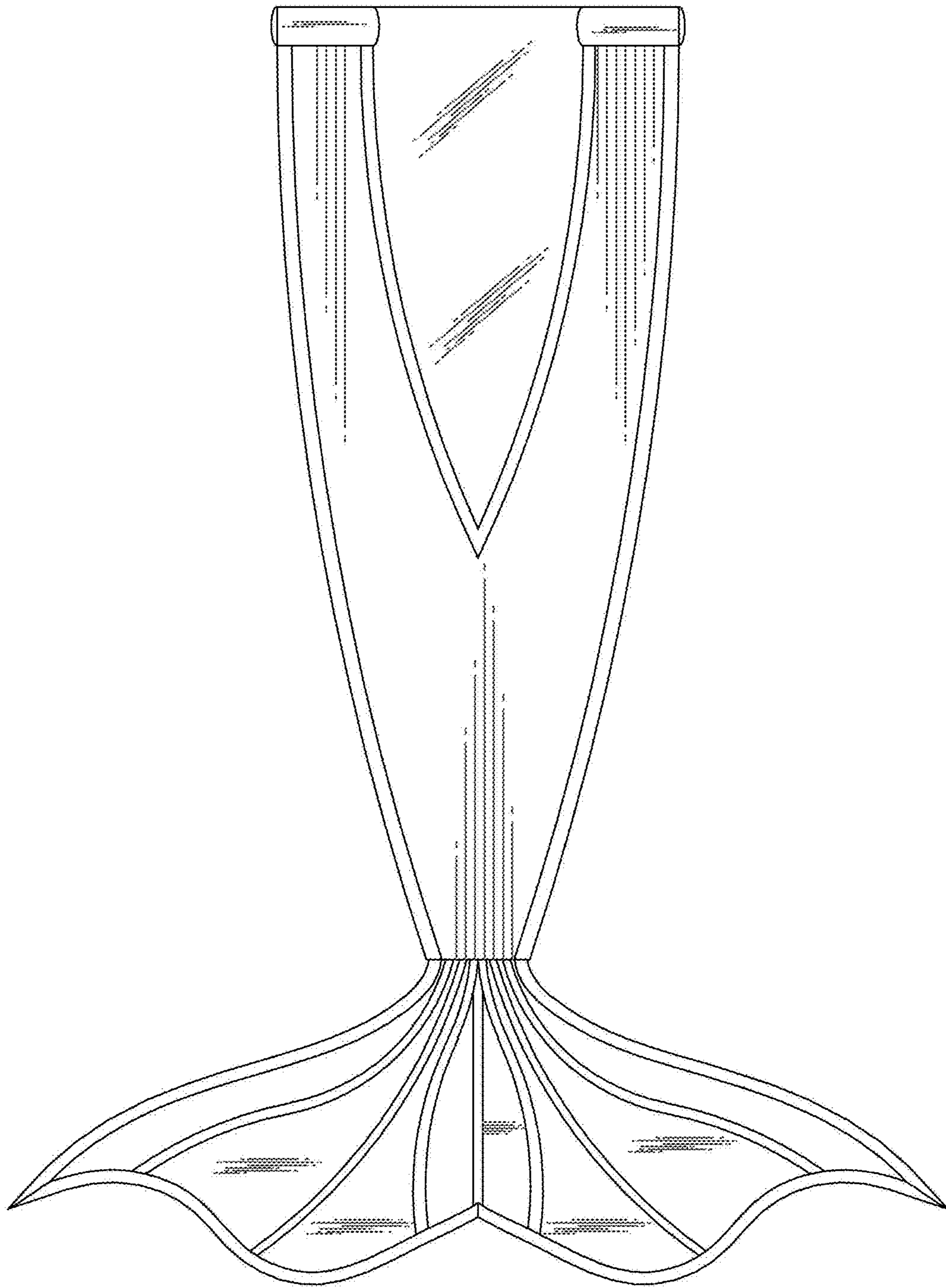


FIG. 2

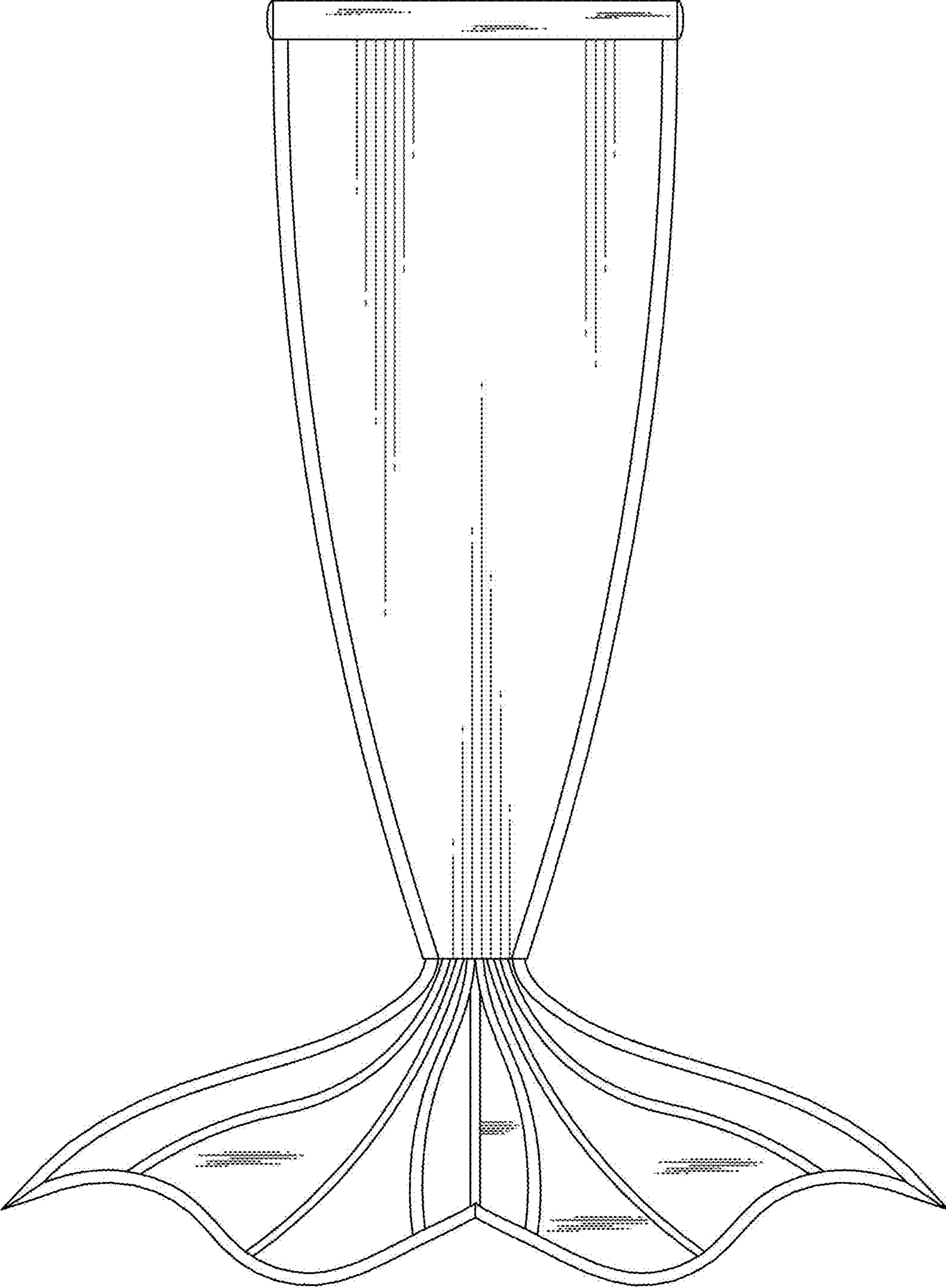


FIG. 3

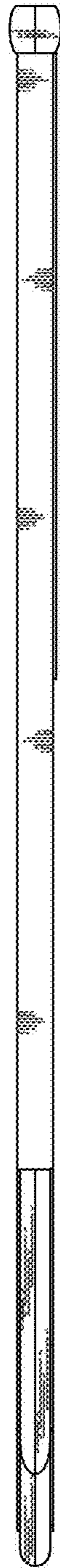


FIG. 4

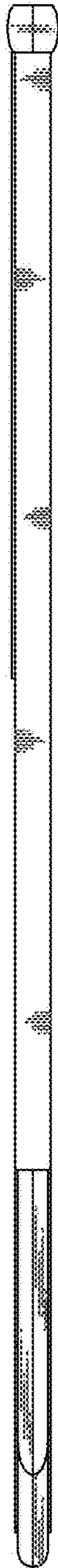


FIG. 5



FIG. 6



FIG. 7