



US00D876834S

(12) **United States Design Patent** (10) **Patent No.:** **US D876,834 S**
Breen et al. (45) **Date of Patent:** **** Mar. 3, 2020**

(54) **EARBUD CASE**

D806,388 S * 1/2018 Akana D3/294
D821,970 S * 7/2018 Loermann D13/107
2016/0272384 A1 9/2016 Lee et al.

(71) Applicant: **Bose Corporation**, Framingham, MA (US)

FOREIGN PATENT DOCUMENTS

(72) Inventors: **John J. Breen**, Southborough, MA (US); **Daniel K. Lee**, Framingham, MA (US); **Alastair James Mackenzie Brown**, Stirlingshire (GB); **Nathan David Schaal**, Cambridge, MA (US)

CN 304099038 4/2017

OTHER PUBLICATIONS

(73) Assignee: **Bose Corporation**, Framingham, MA (US)

Bluetooth 5.0 . . . , posted at bargainphonecases.com, no posting date, online, URL: <https://bargainphonecases.com/products/bluetooth-5-0-wireless-earbuds-padmate-pamu-in-ear-mini-earphones-3d-stereo-sound-headphones-with-charging-case-iph5-sport-headsets-touch-control-auto-pairing-built-in-microphone> (Year: 2019).*
Bose Sleepbuds: Do They Work? posted at youtube.com, posted Oct. 31, 2018, online, URL: <https://www.youtube.com/watch?v=ajOGDHt1Axs> (Year: 2018).*
Taiwanese Search Report dated Jan. 7, 2019 for Taiwanese design application No. 107300190.

(**) Term: **15 Years**

* cited by examiner

(21) Appl. No.: **29/610,395**

(22) Filed: **Jul. 12, 2017**

(51) **LOC (12) Cl.** **03-01**

(52) **U.S. Cl.**

USPC **D3/298**

(58) **Field of Classification Search**

USPC D3/273, 274, 275, 276, 281, 284, 292, D3/294, 295, 296, 297, 298, 299, 905, D3/901, 903, 205, 203.1, 279, 282, 242, D3/301, 302; D9/418, 420-423; D28/76-78, 82-83; D14/205

CPC A45C 11/00; A45C 11/001; A45C 11/166; A45C 5/00; A45C 5/04

See application file for complete search history.

Primary Examiner — Barbara Fox

Assistant Examiner — Mary Shannon Malley

(74) *Attorney, Agent, or Firm* — Bose Corporation

(57) **CLAIM**

The ornamental design for an earbud case, substantially as shown and described.

DESCRIPTION

FIG. 1 is a perspective view of an earbud case as seen from the top, right side and front;
FIG. 2 is top view thereof;
FIG. 3 is a right side view thereof;
FIG. 4 is a bottom view thereof;
FIG. 5 is a left side view thereof;
FIG. 6 is a front view thereof; and,
FIG. 7 is a back view thereof.

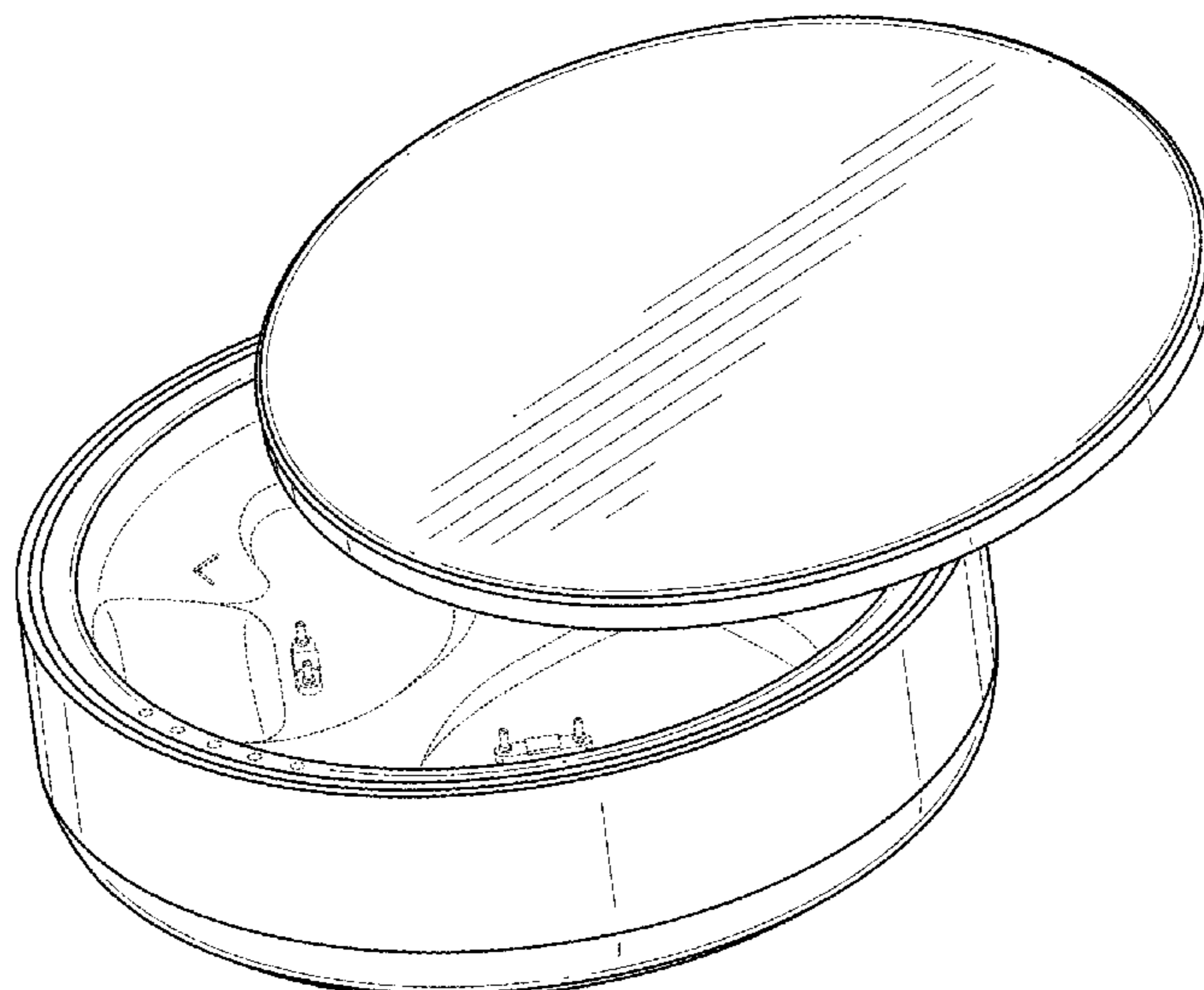
The broken lines shown in the drawings depict portions of the earbud case that form no part of the claimed design.

1 Claim, 6 Drawing Sheets

(56) **References Cited**

U.S. PATENT DOCUMENTS

D506,744 S * 6/2005 Andre D14/205
D570,098 S * 6/2008 Luzon D3/205
D609,009 S * 2/2010 Schaal D3/294
D620,781 S * 8/2010 Weckworth D8/356
D672,660 S * 12/2012 Vural D9/721
D740,653 S * 10/2015 Akana D9/418
D769,868 S * 10/2016 Isaacs D14/344
D774,760 S * 12/2016 Martinetti D3/294



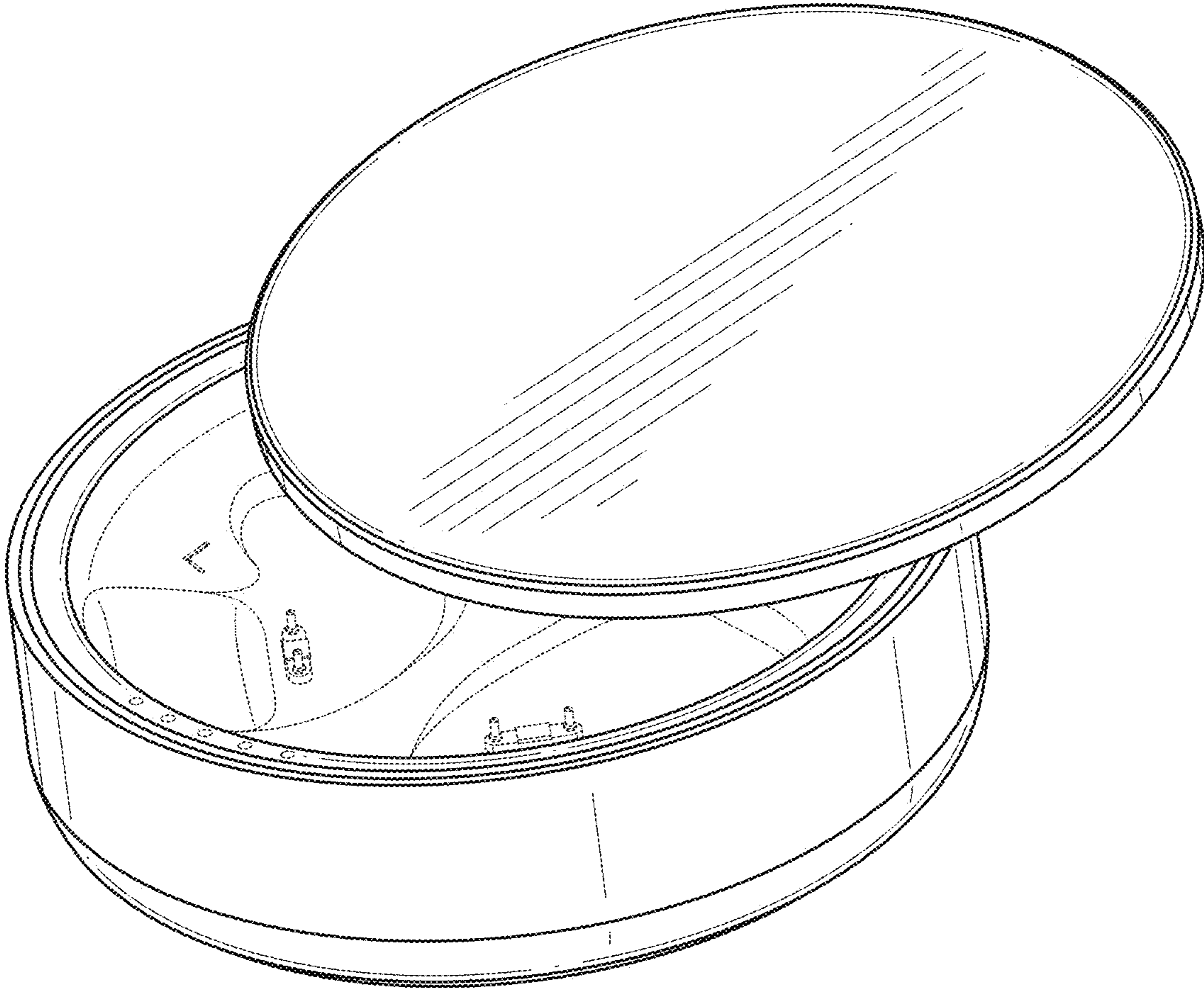


FIG. 1

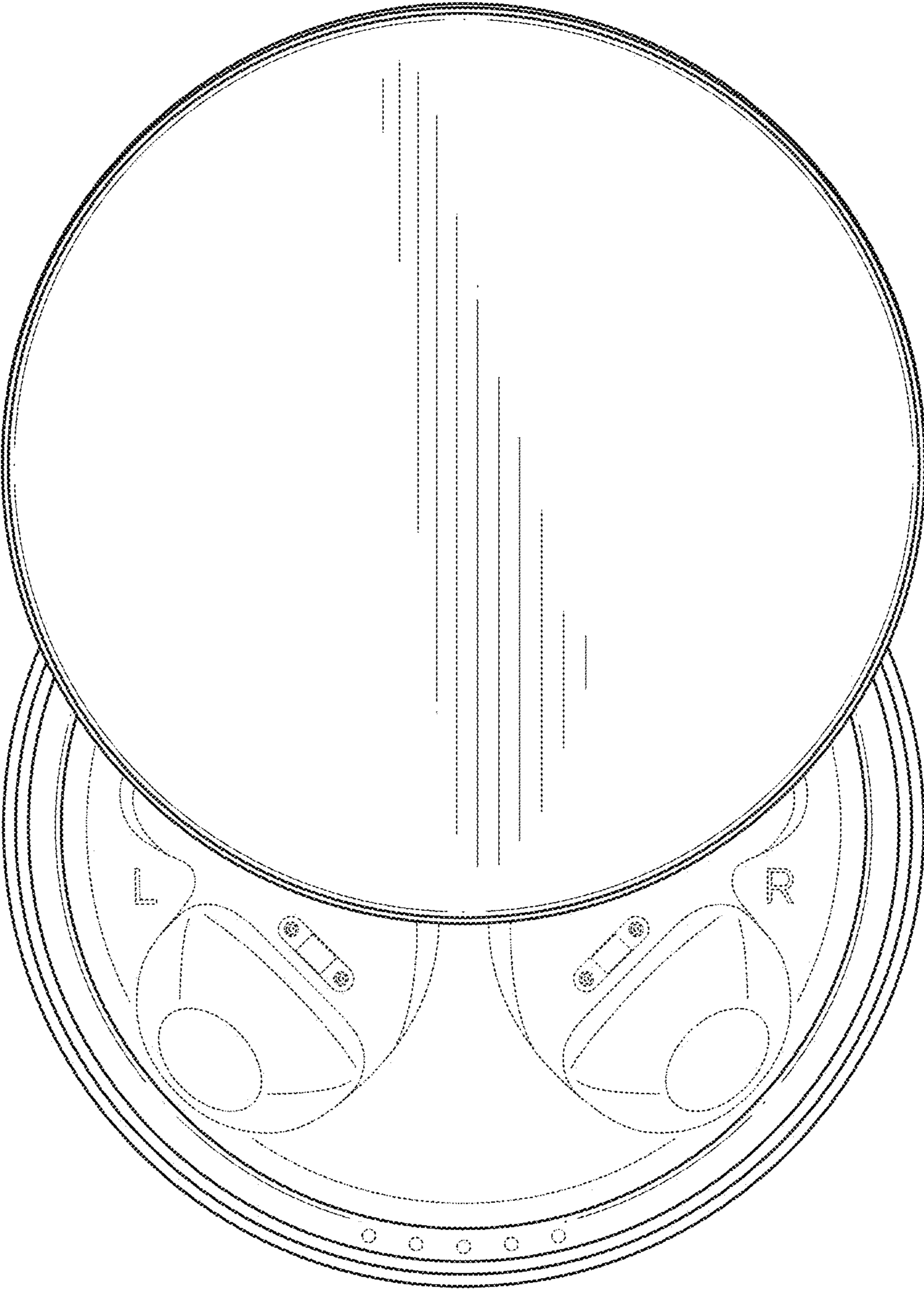


FIG. 2

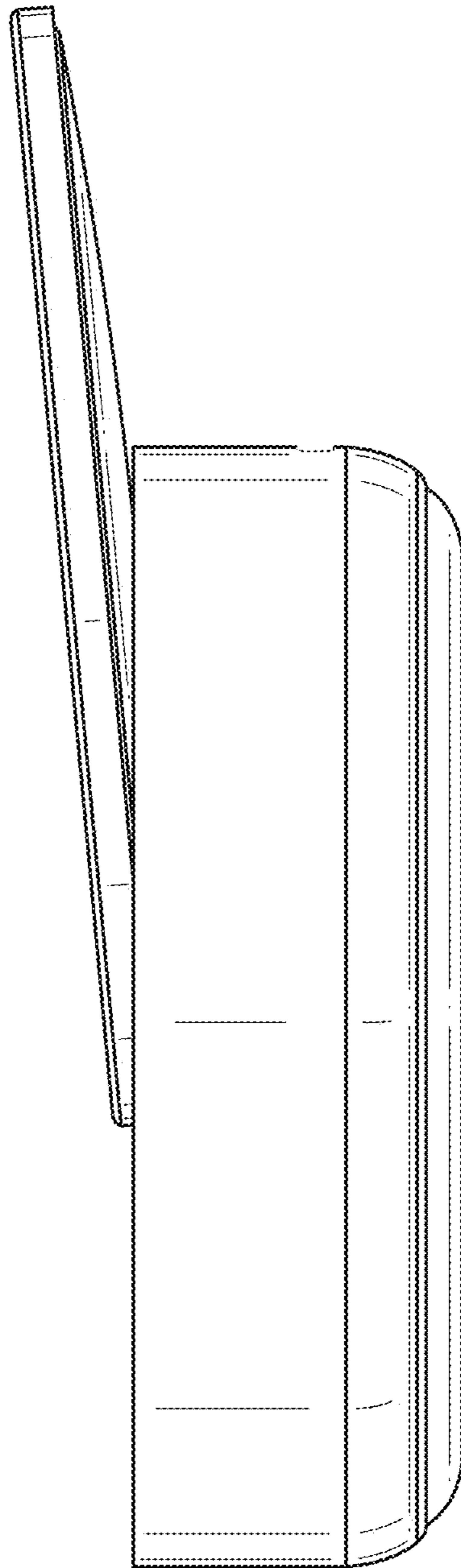


FIG. 3

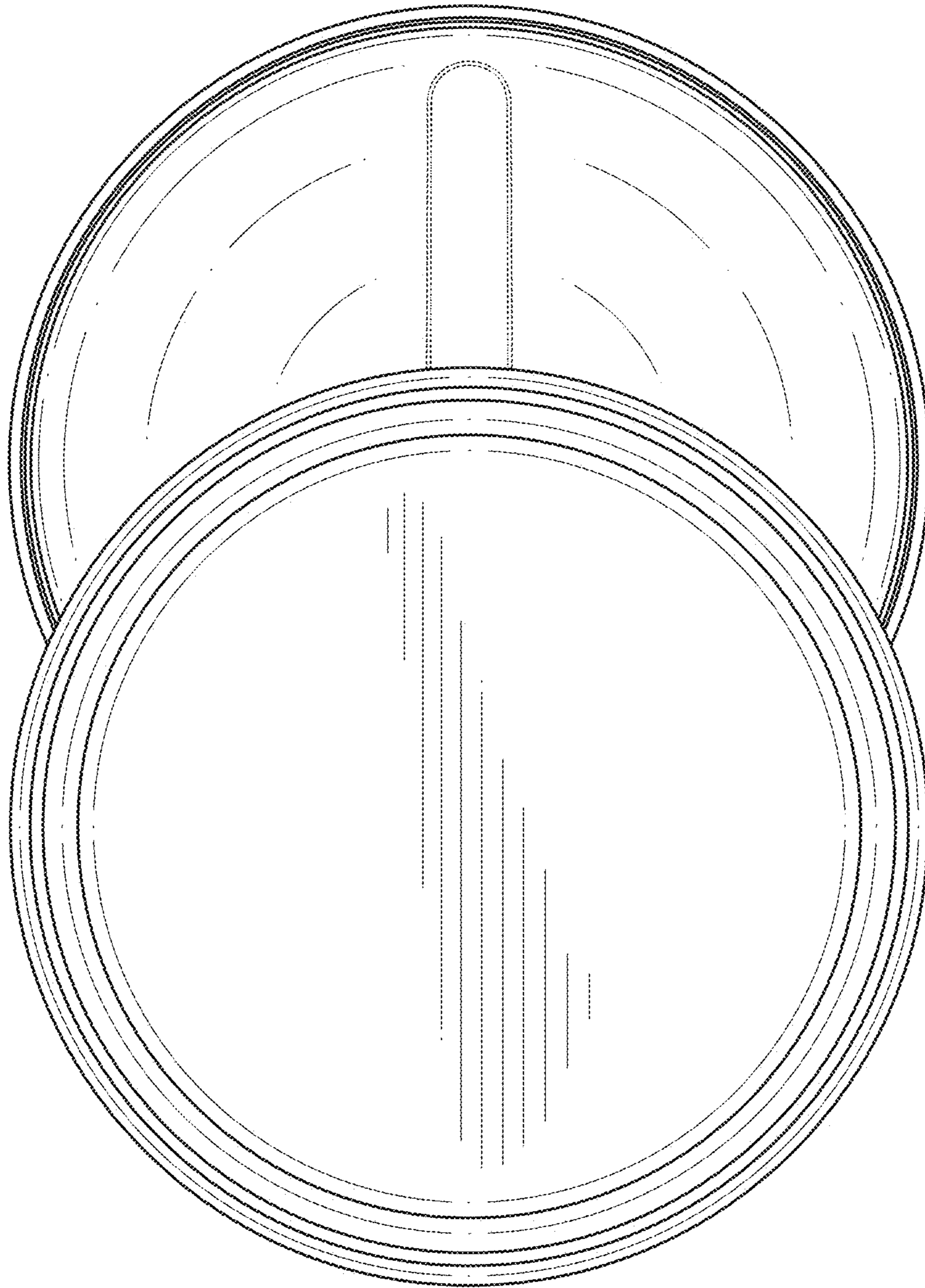


FIG. 4

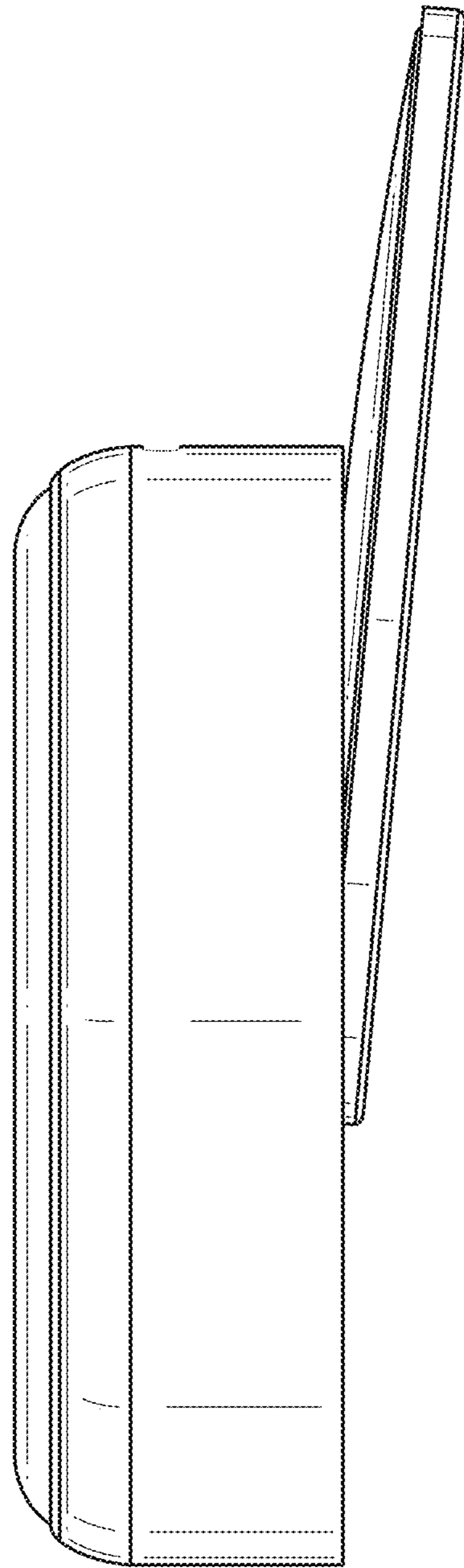


FIG. 5

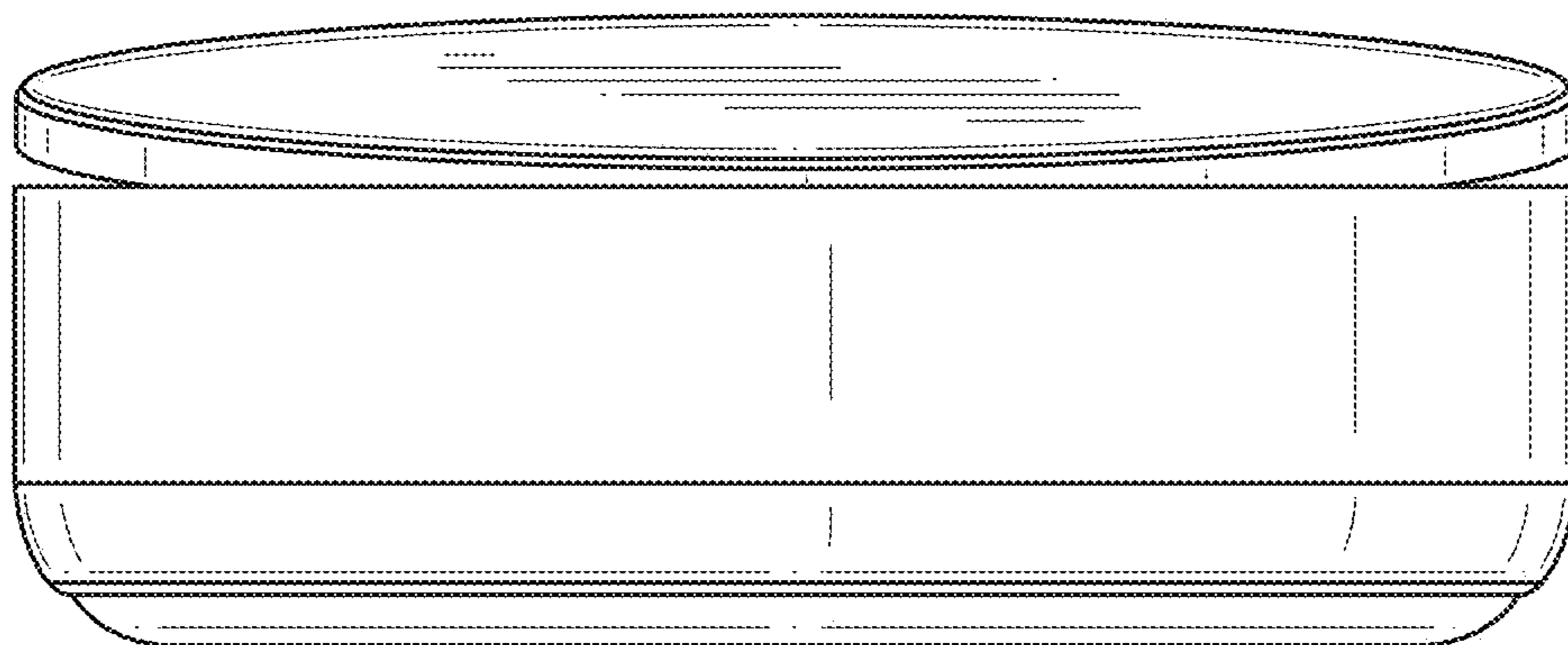


FIG. 6

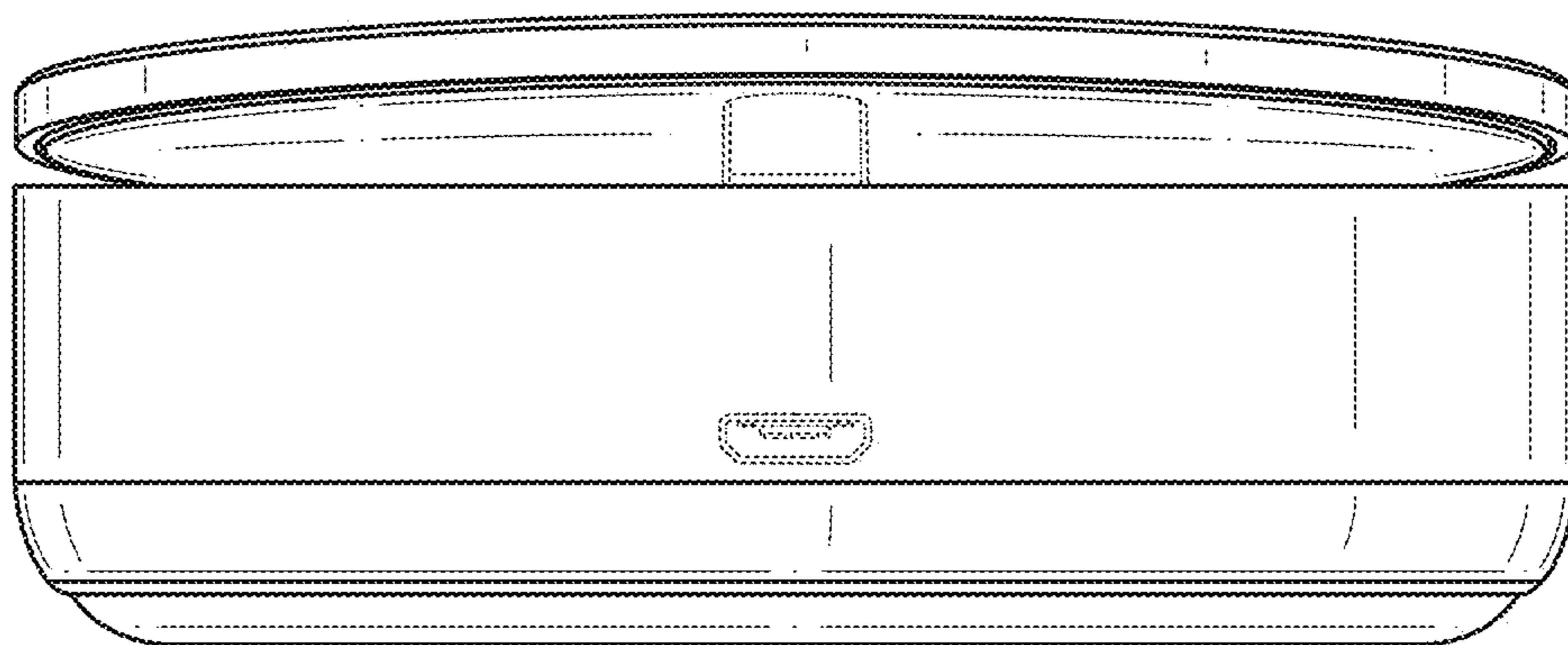


FIG. 7