



US00D876822S

(12) **United States Design Patent** (10) **Patent No.:** **US D876,822 S**  
**Kim** (45) **Date of Patent:** **\*\* Mar. 3, 2020**

(54) **POCKET FOR NAIL CARE KITS**  
(71) Applicant: **Three Seven Corporation,**  
Chungcheongnam-Do (KR)  
(72) Inventor: **Sang Mug Kim,** Chungcheongnam-Do  
(KR)

D522,177 S 5/2006 Legras de Grandcourt  
D562,499 S 2/2008 Park  
D581,098 S 11/2008 Fiene et al.  
D593,712 S 6/2009 Han et al.  
D693,964 S \* 11/2013 Loyd ..... D27/186  
(Continued)

(73) Assignee: **Three Seven Corporation (KR)**  
(\*\*) Term: **15 Years**

FOREIGN PATENT DOCUMENTS

CA 2 265 004 9/2000  
WO 2016 093 454 6/2016

(21) Appl. No.: **29/631,963**

OTHER PUBLICATIONS

(22) Filed: **Jan. 4, 2018**

Smart Clipper with Catcher, Google Image Search for "Nail Clipper with Catcher," 1 page, downloaded Jan. 24, 2017 (Design U.S. Appl. No. 29/525,993).

(30) **Foreign Application Priority Data**

(Continued)

Jul. 7, 2017 (KR) ..... 30-2017-0031358

(51) **LOC (12) Cl.** ..... **03-02**

*Primary Examiner* — Charles D Hanson

(52) **U.S. Cl.**  
USPC ..... **D3/205**

(74) *Attorney, Agent, or Firm* — Emerson Thomson  
Bennett, LLC; Daniel A. Thomson

(58) **Field of Classification Search**  
USPC ..... D3/205, 206, 223  
CPC ..... A45C 11/00; A45C 11/008; A45C 11/26;  
A45C 2011/007; A45C 9/00; A45D 44/18  
See application file for complete search history.

(57) **CLAIM**

The ornamental design for a pocket for nail care kits, as shown and described.

(56) **References Cited**

**DESCRIPTION**

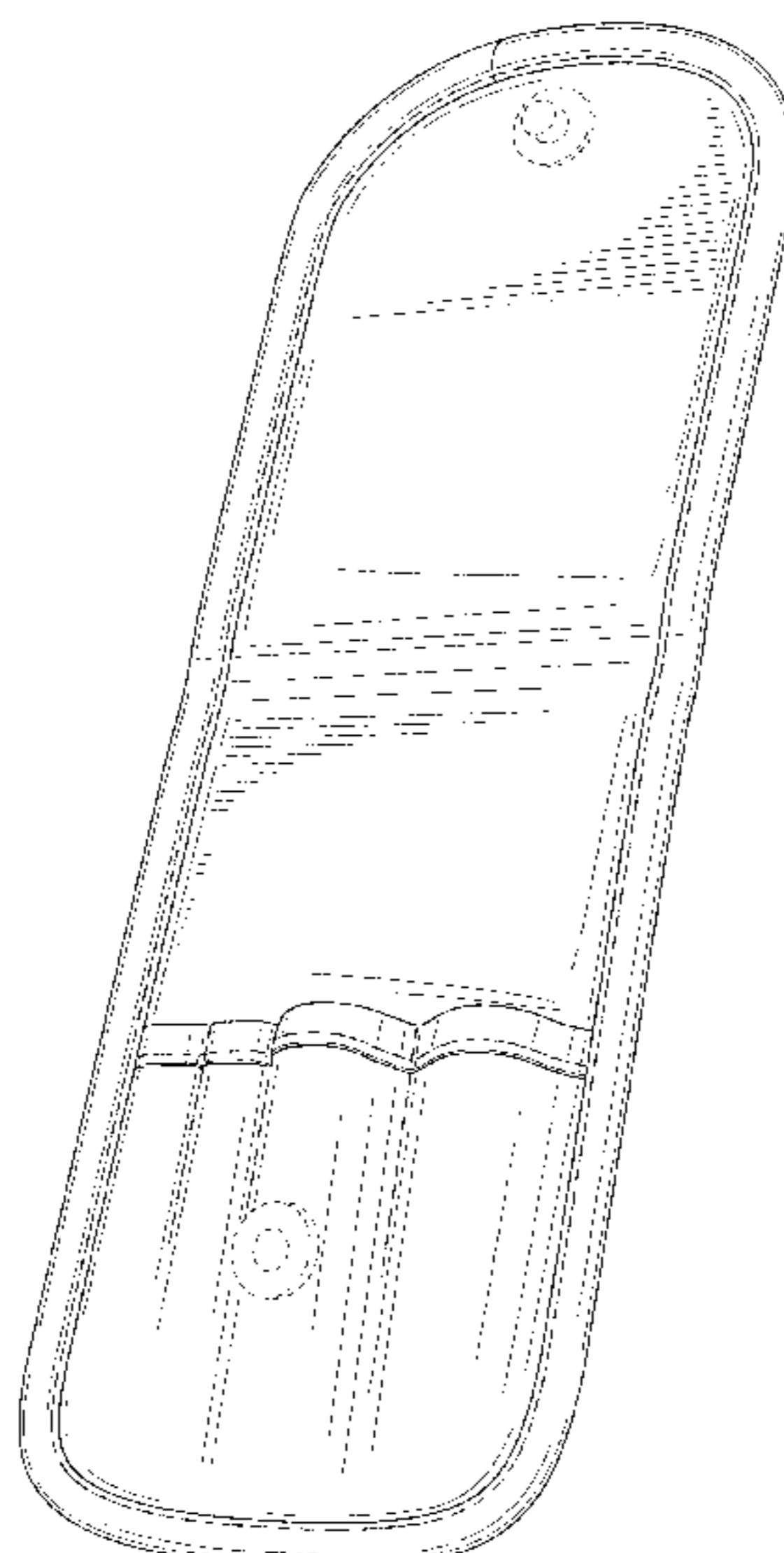
U.S. PATENT DOCUMENTS

D188,382 S \* 7/1960 Stella ..... D3/223  
D198,680 S 7/1964 Briton  
D292,328 S 10/1987 Gamble  
D313,874 S 1/1991 Schulz  
D350,230 S \* 9/1994 O'Brien ..... D28/38  
D364,246 S 11/1995 Conerly  
5,488,772 A 2/1996 Dababneh et al.  
D391,679 S 3/1998 Harrison et al.  
D394,731 S 5/1998 Lee  
6,009,880 A 1/2000 Weidlich  
D426,018 S \* 5/2000 White ..... D27/191  
D455,900 S \* 4/2002 Tecson ..... D3/228  
D485,980 S \* 2/2004 Moses ..... D3/206

FIG. 1 is a perspective view;  
FIG. 2 is a front view;  
FIG. 3 is a rear view;  
FIG. 4 is a left side view;  
FIG. 5 is a right side view;  
FIG. 6 is a top plan view;  
FIG. 7 is a bottom view;  
FIG. 8 is a perspective view; and,  
FIG. 9 is a front view.

The broken lines are for illustrative purposes only and form no part of the claims design or a specified embodiment thereof.

**1 Claim, 7 Drawing Sheets**



(56)

**References Cited**

U.S. PATENT DOCUMENTS

8,635,790 B2 \* 1/2014 Goldberg ..... A43B 3/106  
36/100  
D788,370 S 5/2017 Cho et al.  
D794,120 S \* 8/2017 Takemura ..... D19/81  
2013/0221045 A1 \* 8/2013 McStay  
2013/0299544 A1 \* 11/2013 Moreau ..... A45F 5/02  
224/675  
2015/0021372 A1 \* 1/2015 Moreau ..... A45F 5/02  
224/677  
2016/0279766 A1 9/2016 Hussain et al.

OTHER PUBLICATIONS

Seki Nail Clipper, [www.ebay.com](http://www.ebay.com), 1 page, downloaded Jan. 24, 2017 (Design U.S. Appl. No. 29/525,993).

Tweezerman Nail Clipper, [www.tweezerman.com](http://www.tweezerman.com), 1 page, downloaded Jan. 24, 2017 (Design U.S. Appl. No. 29/525,993).

\* cited by examiner

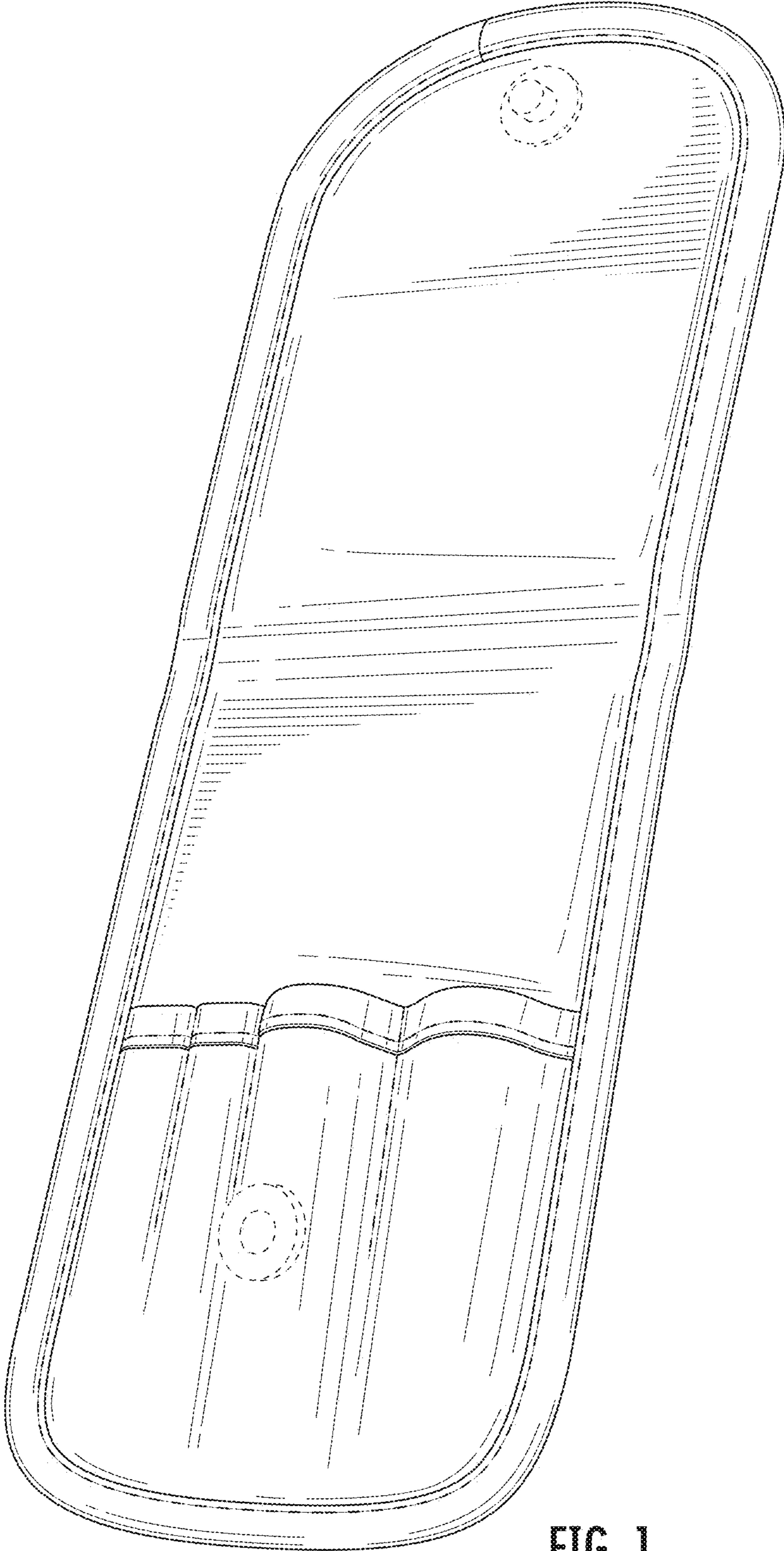


FIG. 1

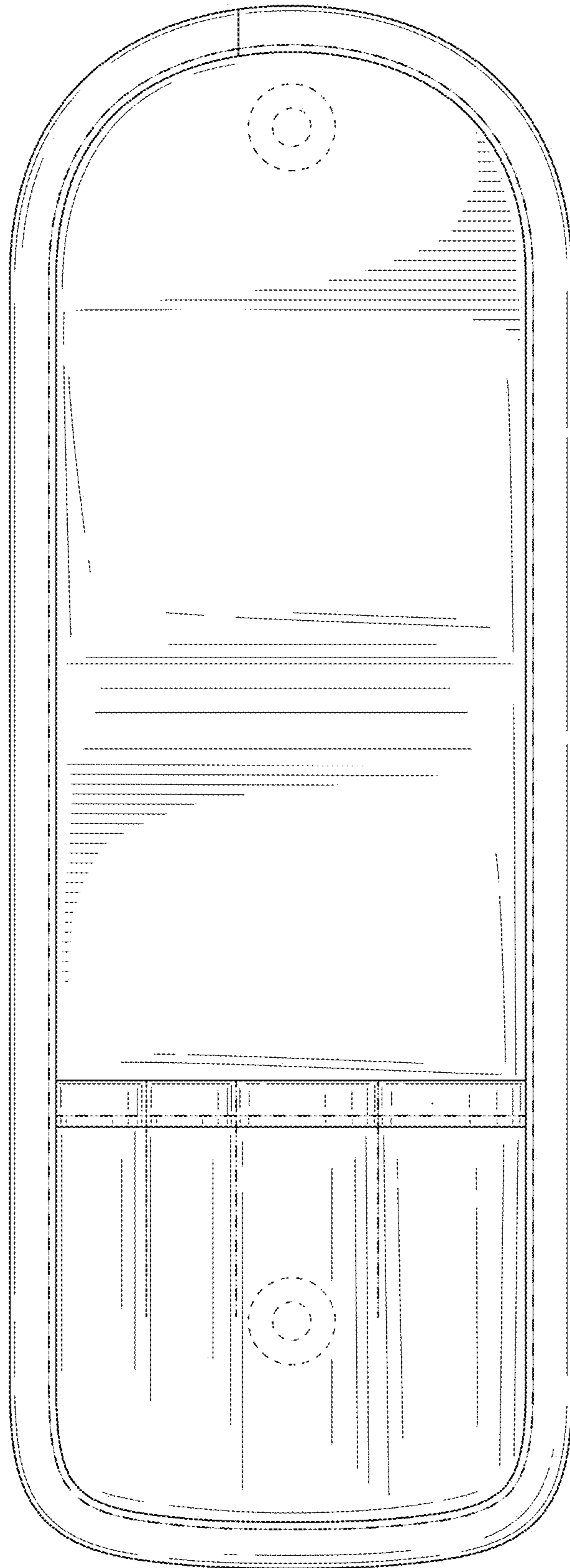


FIG. 2




FIG. 3

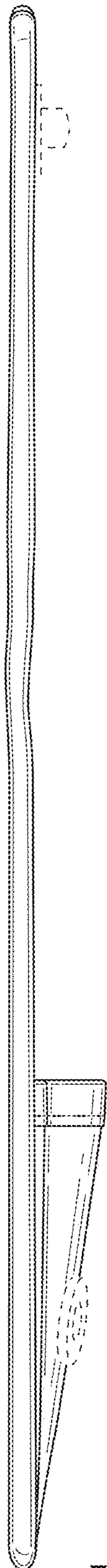


FIG. 4




FIG. 5

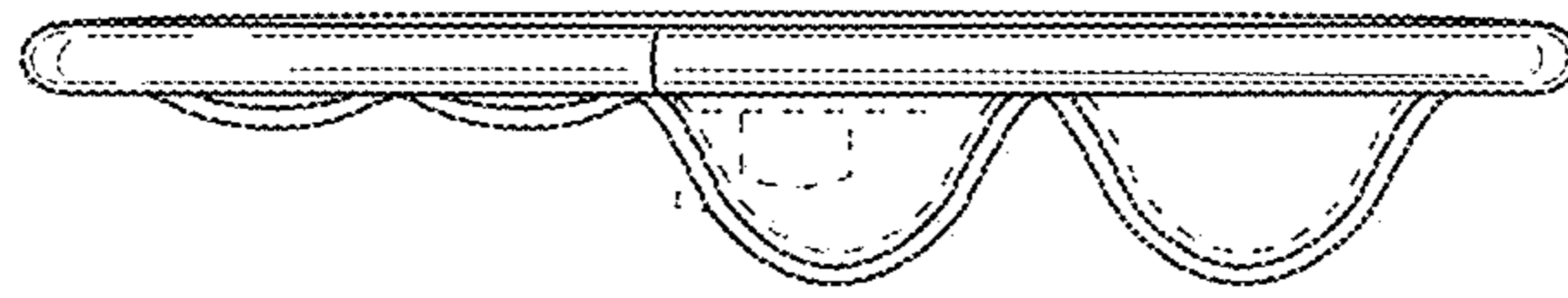


FIG. 6

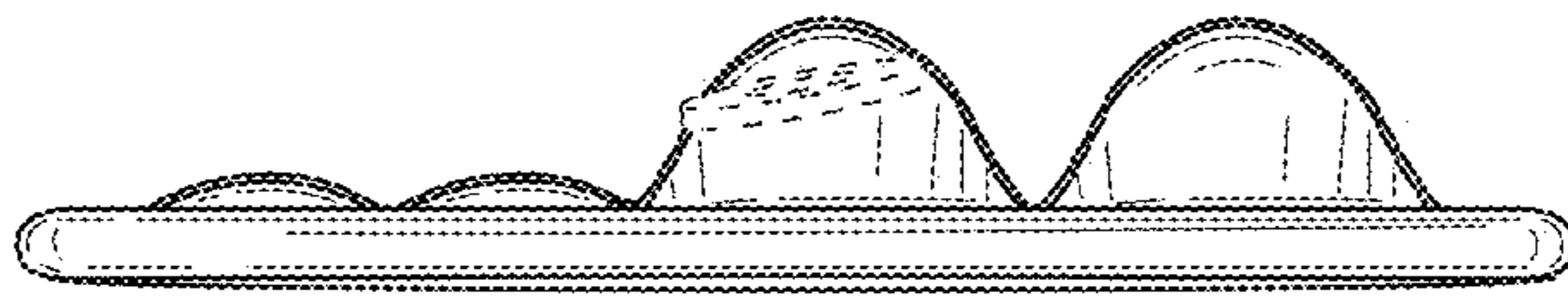


FIG. 7

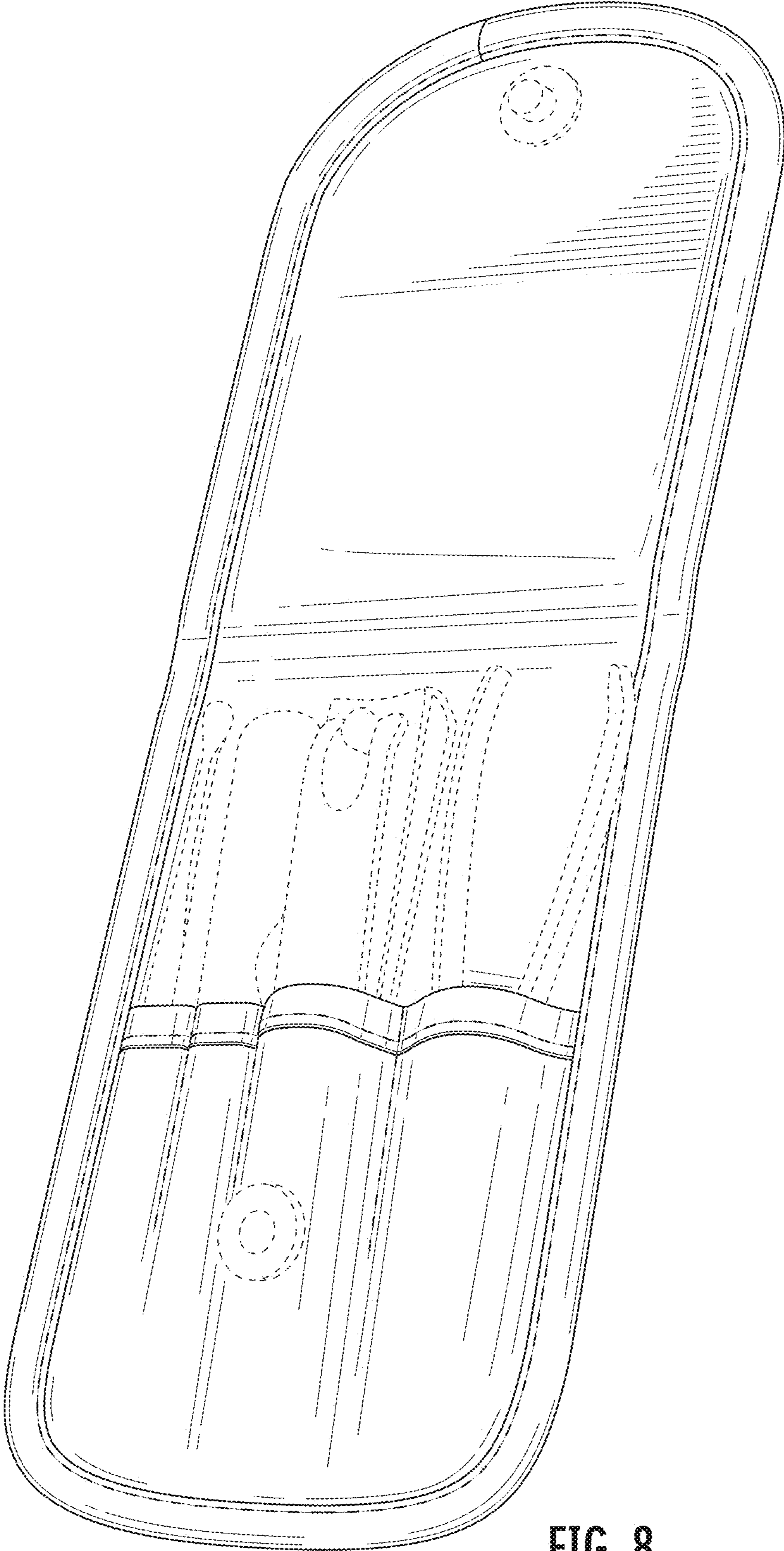


FIG. 8



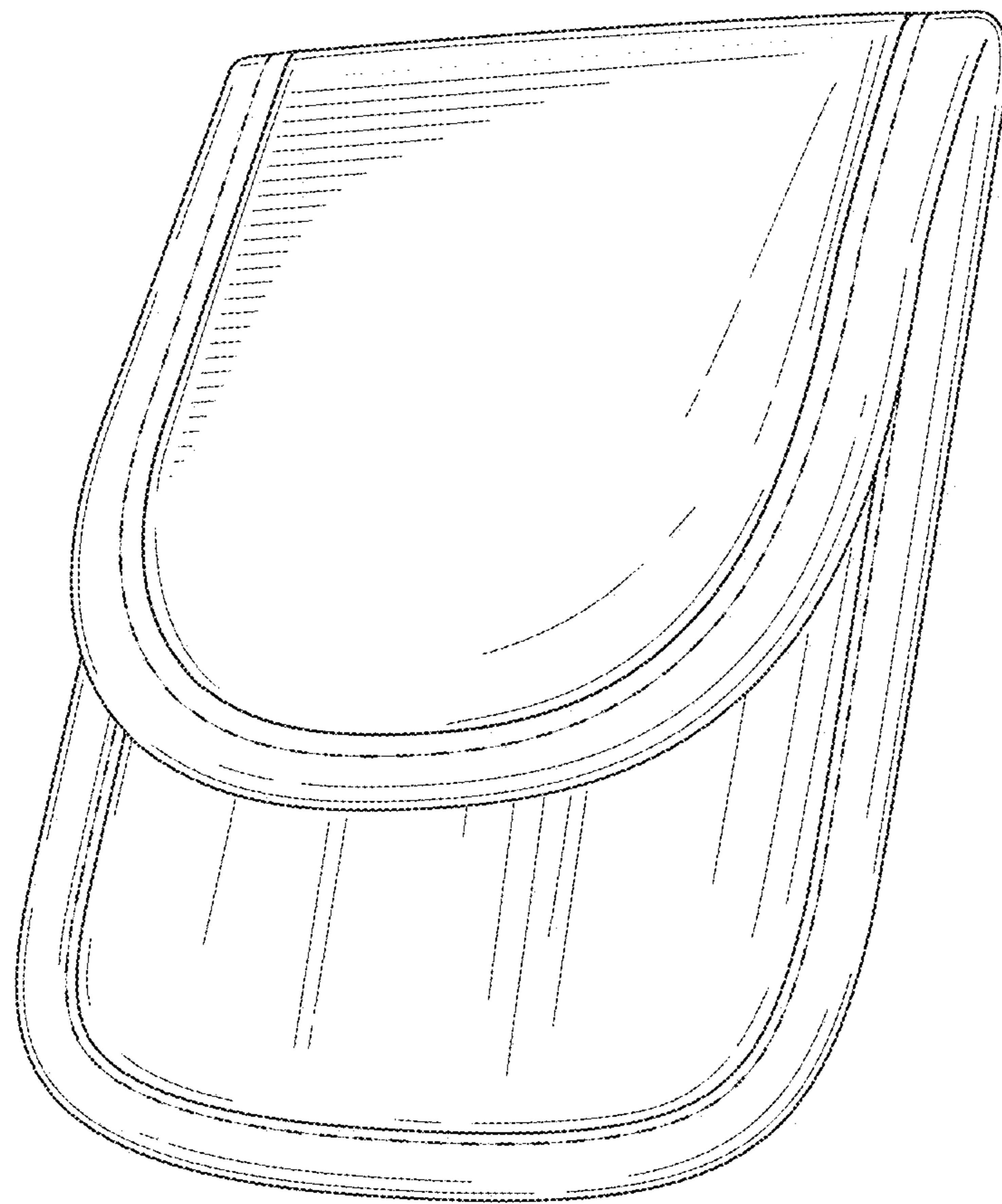


FIG. 9