



US00D876806S

(12) **United States Design Patent**  
**Yi**

(10) **Patent No.:** **US D876,806 S**  
(45) **Date of Patent:** **\*\* Mar. 3, 2020**

- (54) **PET UMBRELLA**
- (71) Applicant: **Shenzhen Leshuo Technology Co., Ltd.**, Shenzhen (CN)
- (72) Inventor: **Zhou Yi**, Shenzhen (CN)
- (\*\*) Term: **15 Years**
- (21) Appl. No.: **29/659,427**
- (22) Filed: **Aug. 9, 2018**
- (51) **LOC (12) Cl.** ..... **03-03**
- (52) **U.S. Cl.**  
USPC ..... **D3/5**
- (58) **Field of Classification Search**  
USPC ..... D3/5, 6, 10, 12; D30/144, 145, 153  
CPC ... A45B 11/00; A45B 19/00; A45B 2019/005;  
A45B 23/00; A45B 2023/0012; A45B  
2023/0075; A45B 2023/0081; A45B  
2023/0087; A45B 2023/0093; A45B  
25/00; A45B 2025/003; A45B 25/006;  
A45B 25/02; A45B 25/18; A45B  
2025/186; A45B 2200/10; A45B  
2200/1072; A45B 2023/0031; A45B  
25/20; A45B 25/22  
See application file for complete search history.

- D391,392 S \* 3/1998 Adams ..... D3/5
- 5,918,611 A \* 7/1999 Amato ..... A01K 13/00  
119/858
- 6,367,424 B1 \* 4/2002 Higham ..... A01K 13/006  
119/766
- 6,871,616 B2 \* 3/2005 Zhadan-Milligan .....  
A01K 13/006  
119/769
- 7,021,246 B2 \* 4/2006 Seymour ..... A01K 13/006  
119/850
- 7,036,519 B2 \* 5/2006 Godshaw ..... A01K 13/006  
119/795
- 7,353,775 B1 \* 4/2008 Stelmach ..... A01K 1/04  
119/61.54
- 8,413,670 B1 \* 4/2013 Richardson, Jr. .... A01K 13/006  
135/16
- 8,430,066 B2 \* 4/2013 Franklin ..... A01K 1/04  
119/756

(Continued)

Primary Examiner — Steven J Czyz

(57) **CLAIM**

The ornamental design for a pet umbrella, as shown and described.

**DESCRIPTION**

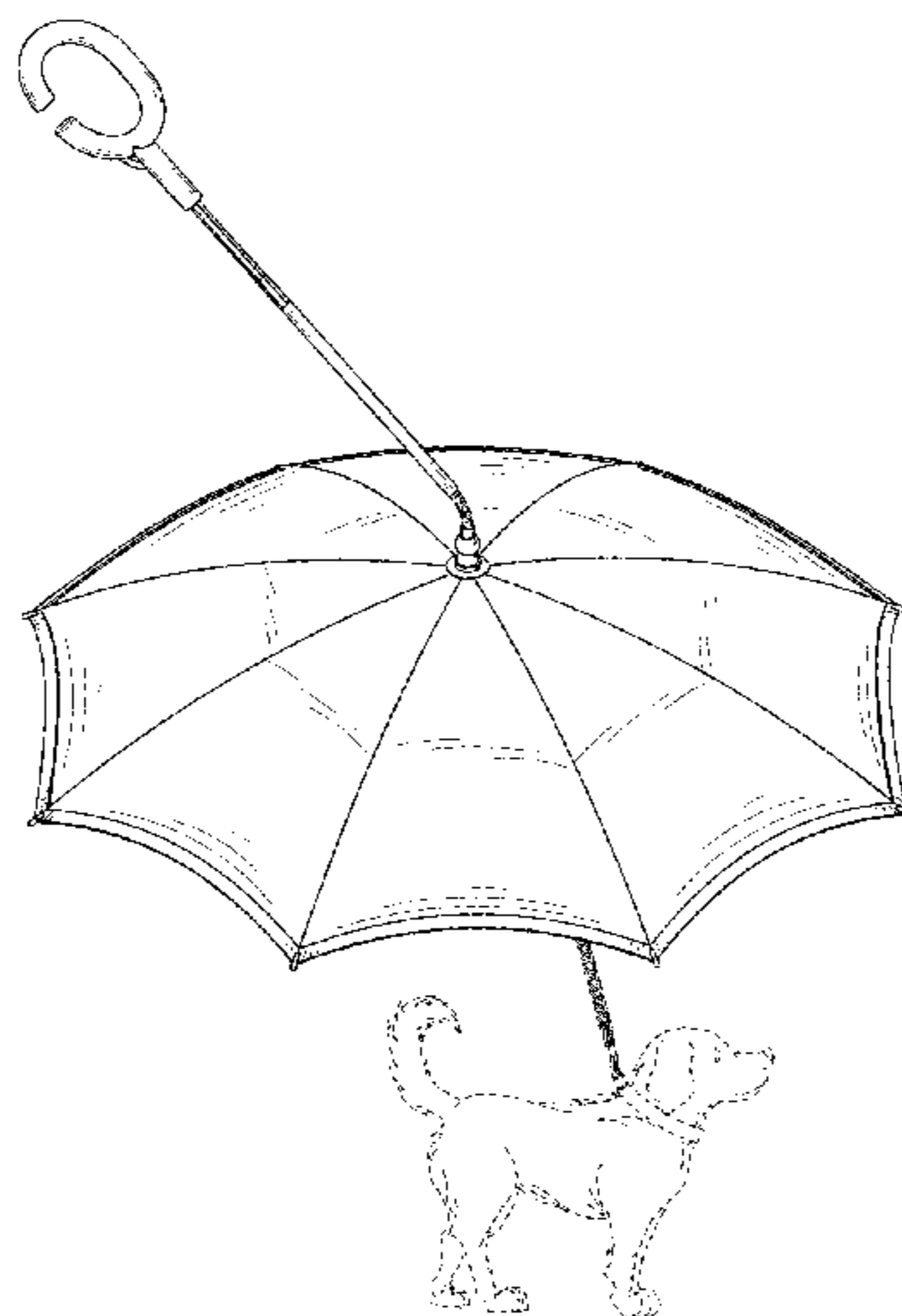
FIG. 1 is a first perspective view of a pet umbrella showing the claimed new design;  
 FIG. 2 is a second perspective view thereof;  
 FIG. 3 is a front elevational view thereof;  
 FIG. 4 is a rear elevational view thereof;  
 FIG. 5 is a left side elevational view thereof;  
 FIG. 6 is a right side elevational view thereof;  
 FIG. 7 is a top plane view thereof;  
 FIG. 8 is a bottom plane view thereof.  
 FIG. 9 is a perspective view of the pet umbrella shown with the handle and pole in an alternate state; and,  
 FIG. 10 is a perspective view of the pet umbrella shown in use for ease of disclosure.  
 The broken lines depict environment that forms no part of the claimed design.

**1 Claim, 10 Drawing Sheets**

(56) **References Cited**

**U.S. PATENT DOCUMENTS**

- 2,320,848 A \* 6/1943 Byars ..... A45B 11/02  
135/900
- 3,267,905 A \* 8/1966 Fleming ..... A01K 27/006  
119/795
- 3,918,238 A \* 11/1975 Iozzio ..... A01K 13/006  
54/79.2
- 4,546,730 A \* 10/1985 Holland ..... A01K 5/0114  
119/61.57
- D324,117 S \* 2/1992 Antoine ..... 119/850
- D341,247 S \* 11/1993 Hampton ..... D3/16
- 5,546,970 A \* 8/1996 Amato ..... A01K 13/00  
119/858



(56)

**References Cited**

U.S. PATENT DOCUMENTS

9,004,016	B2 *	4/2015	Stratton	.....	A01K 13/006	
						119/766
9,374,983	B1 *	6/2016	Kuehr	.....	A01K 13/006	
D822,369	S *	7/2018	Hong	.....	D3/5	
D838,470	S *	1/2019	Liu	.....	D3/5	
10,327,418	B2 *	6/2019	Johnson	.....	A01K 1/04	
10,334,821	B2 *	7/2019	Yun	.....	A01K 13/006	
2004/0134525	A1 *	7/2004	Godshaw	.....	A01K 13/006	
						135/16
2008/0289586	A1 *	11/2008	O'Connor	.....	A01K 13/006	
						119/850

\* cited by examiner




FIG. 1

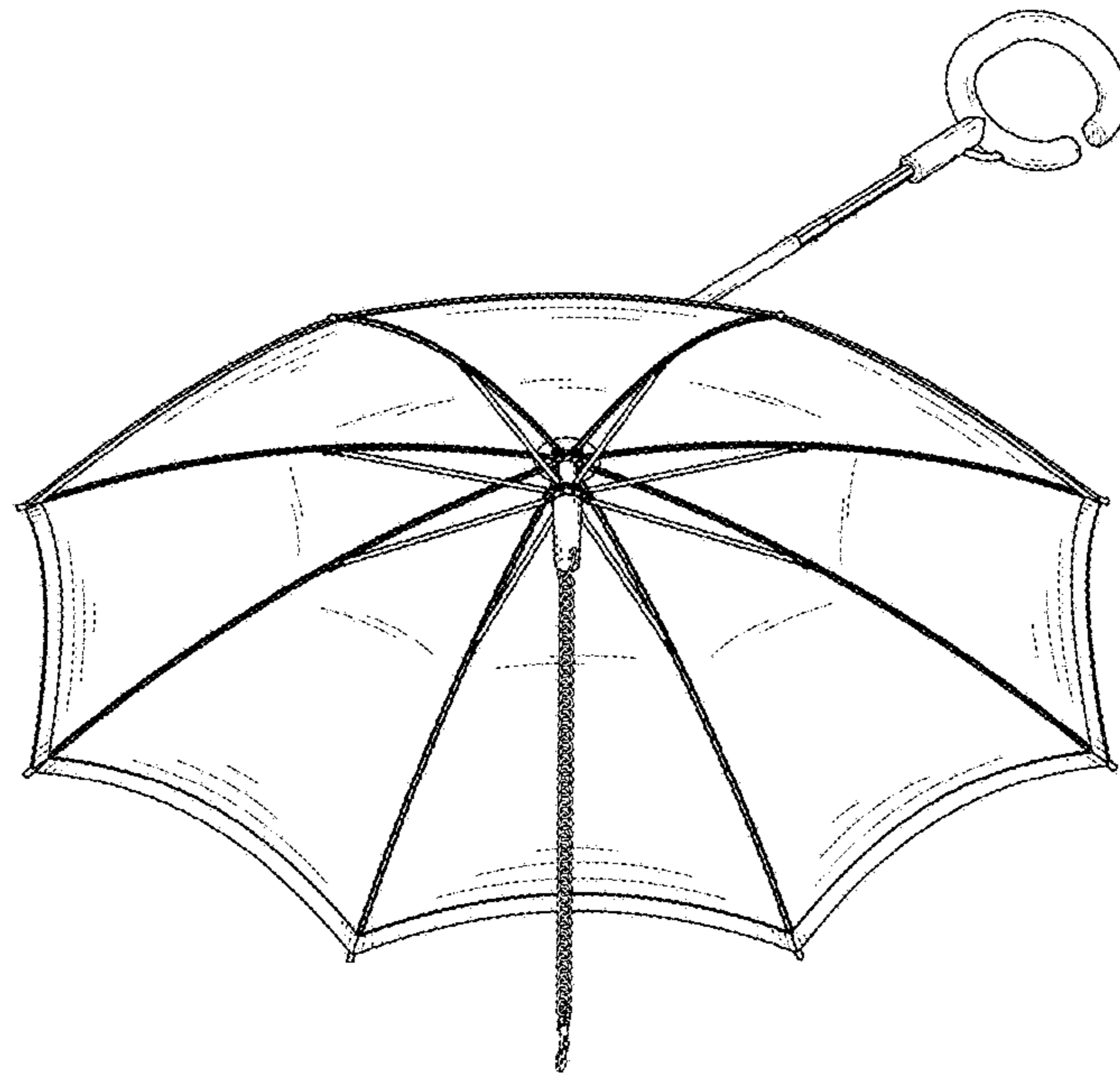


FIG. 2

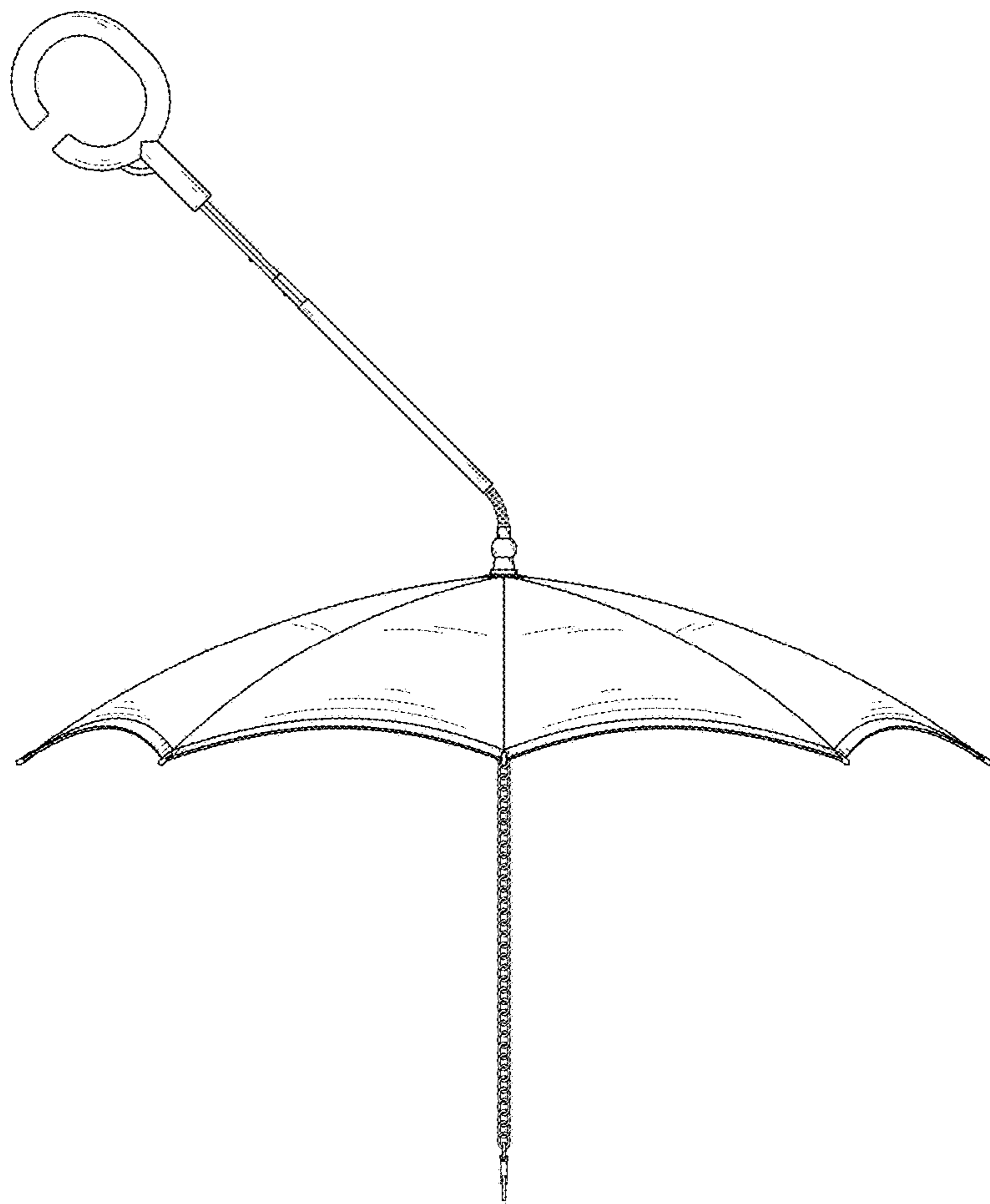


FIG. 3

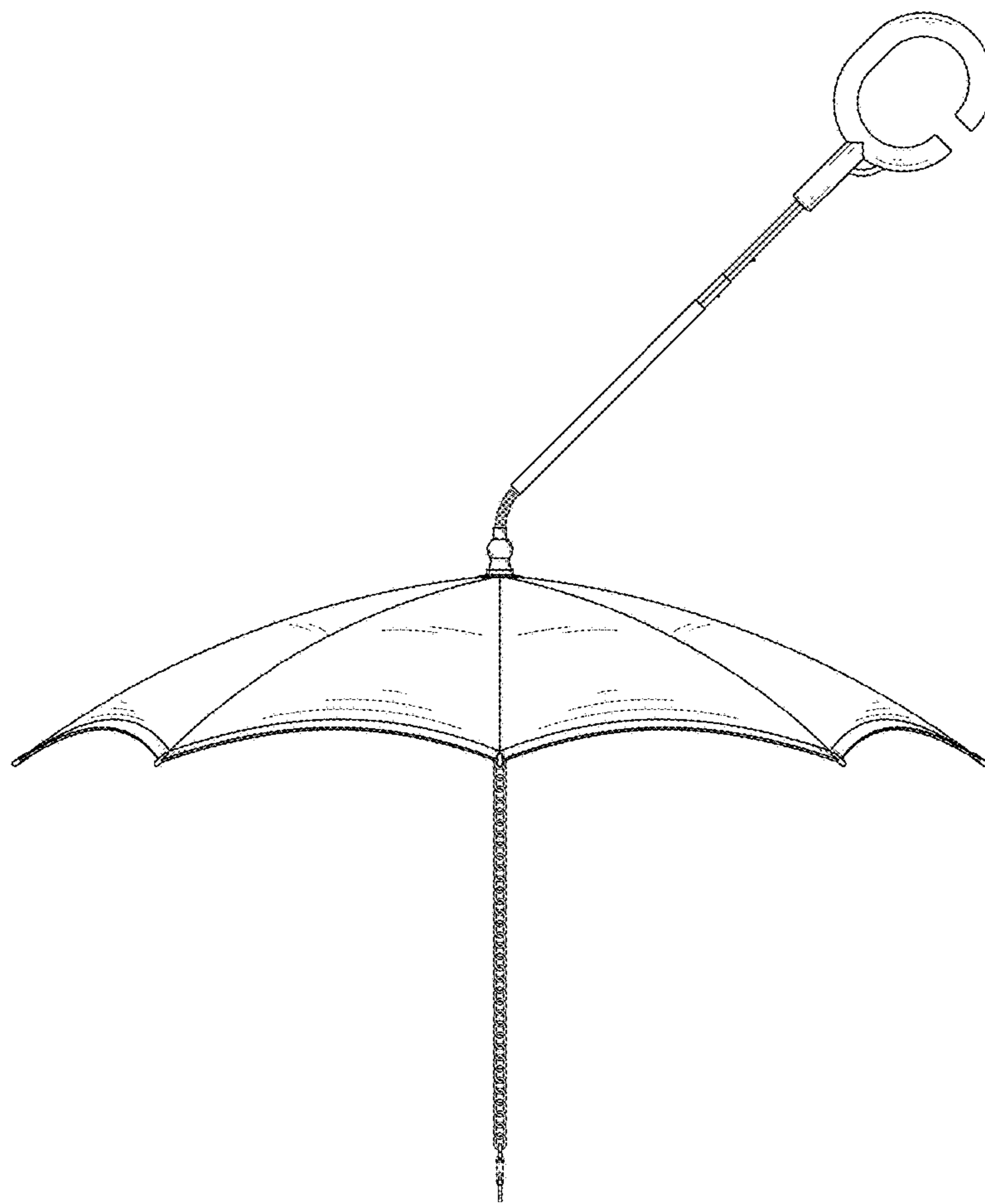


FIG. 4

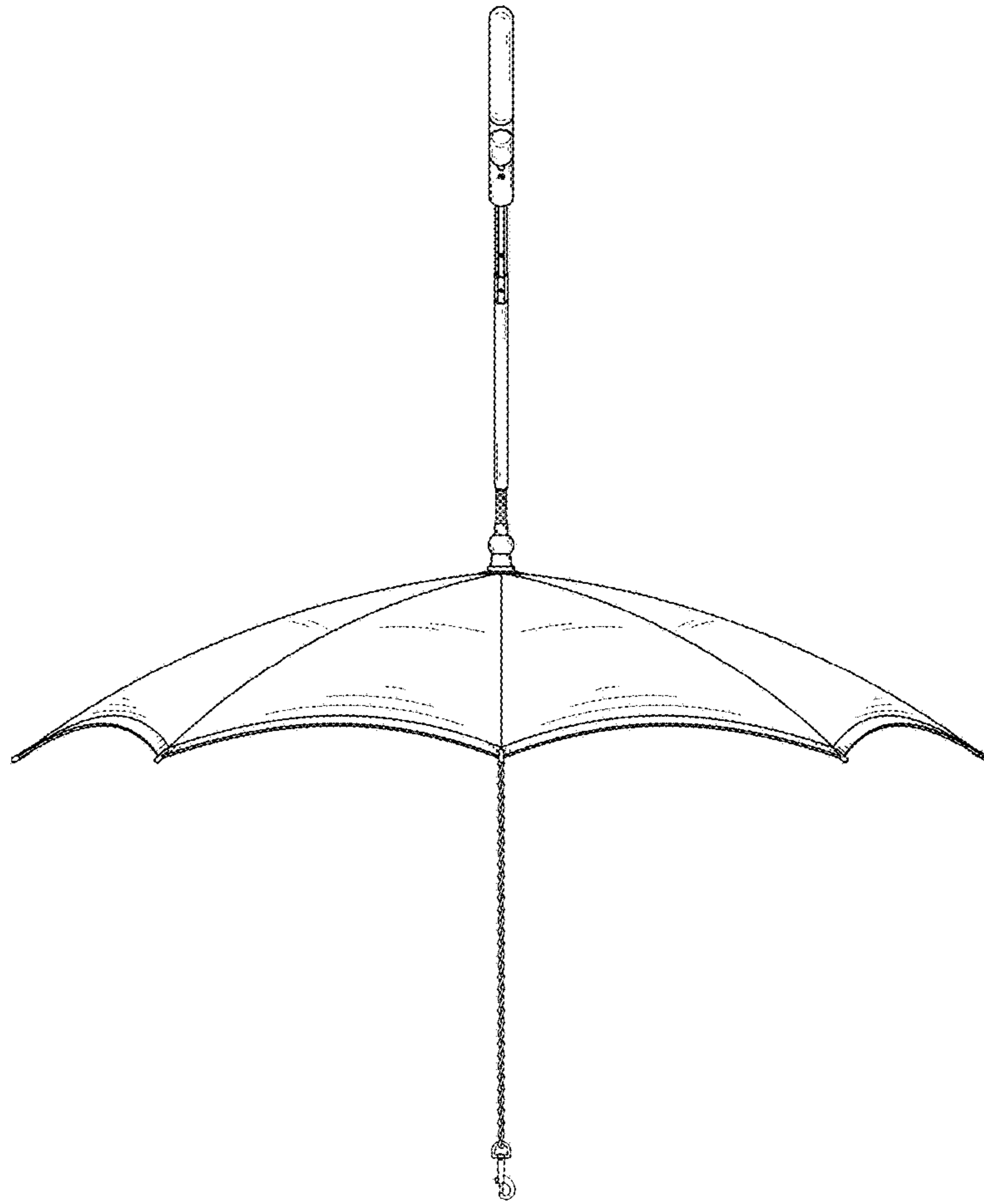


FIG. 5

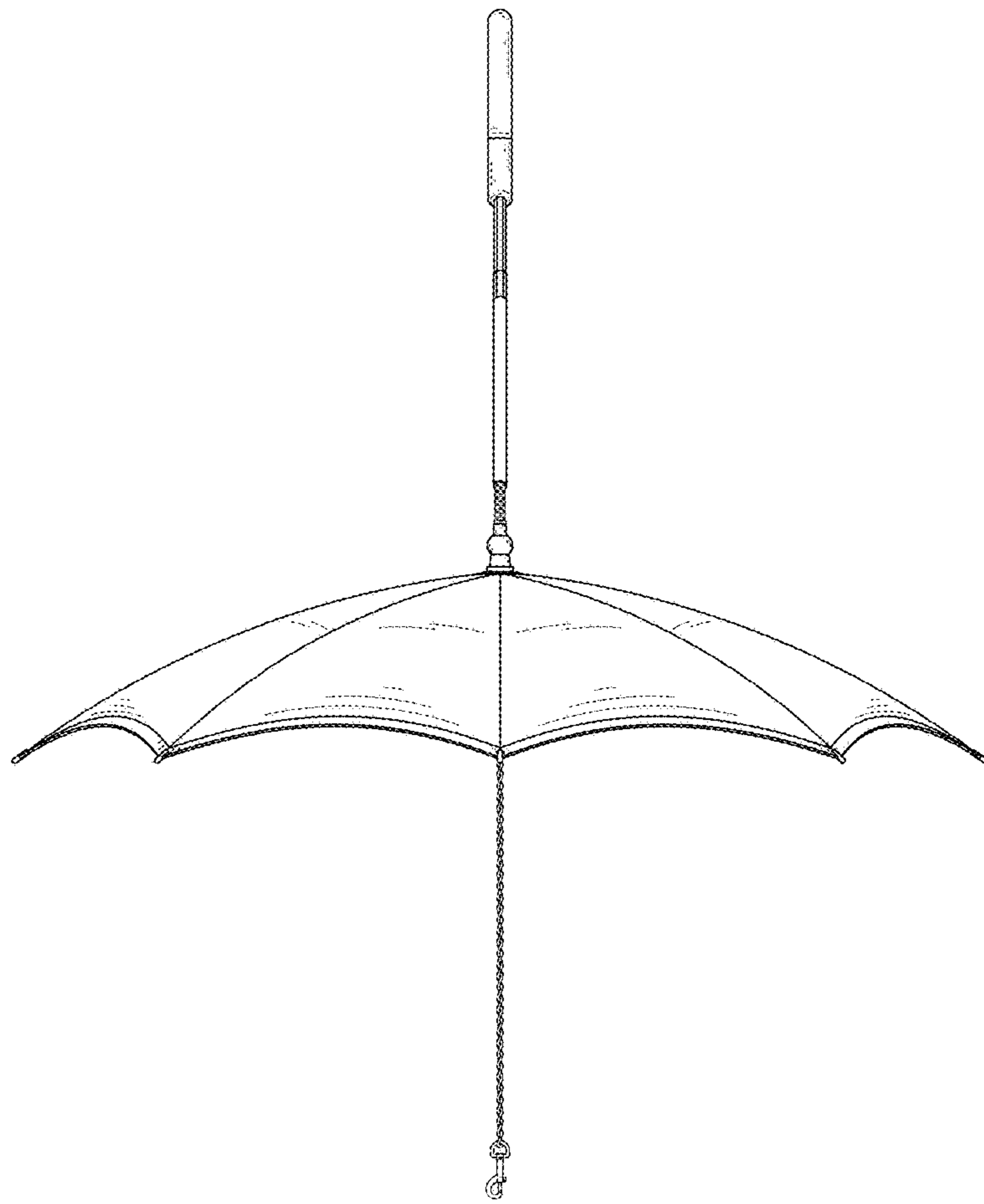


FIG. 6



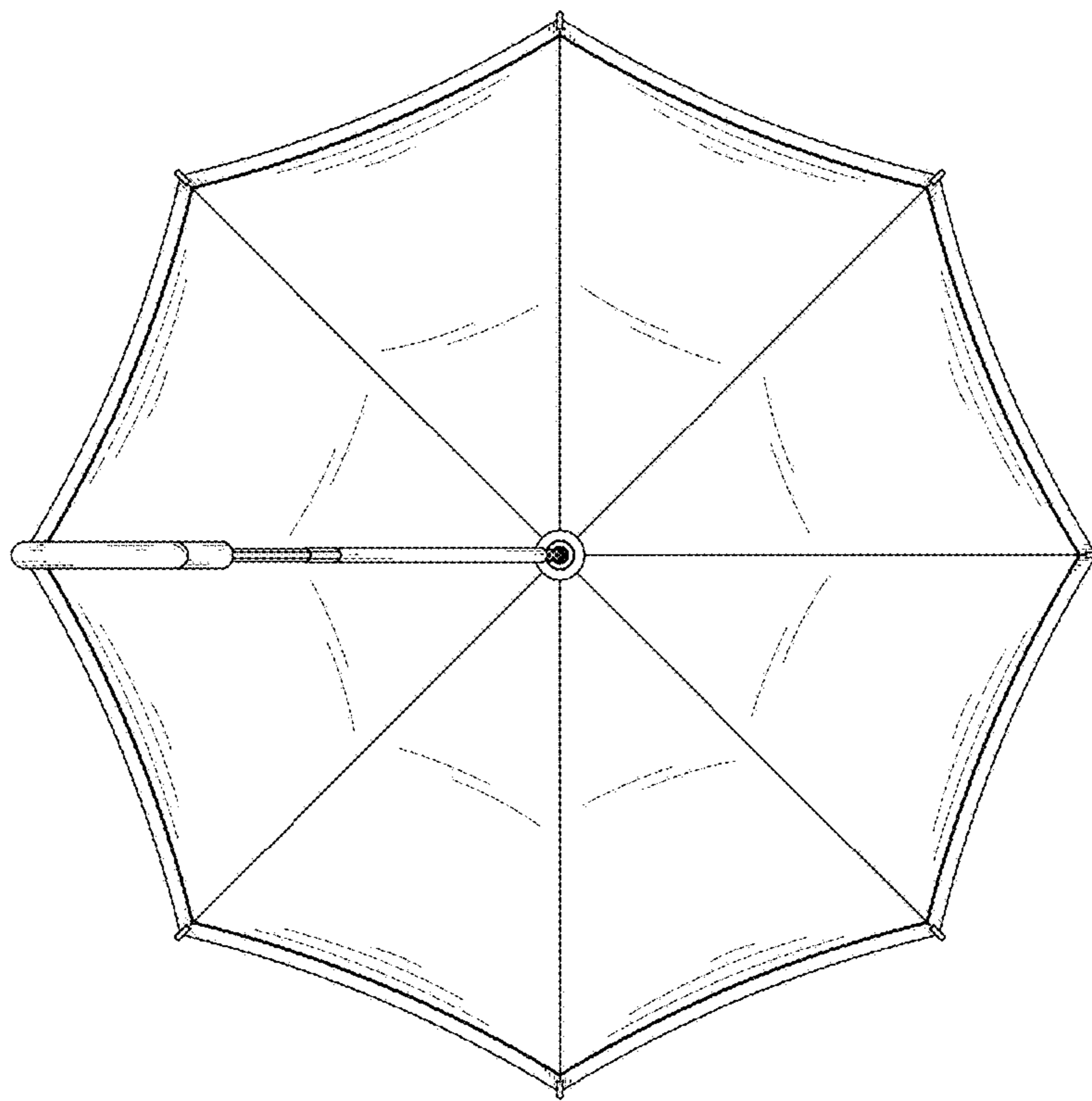


FIG. 7

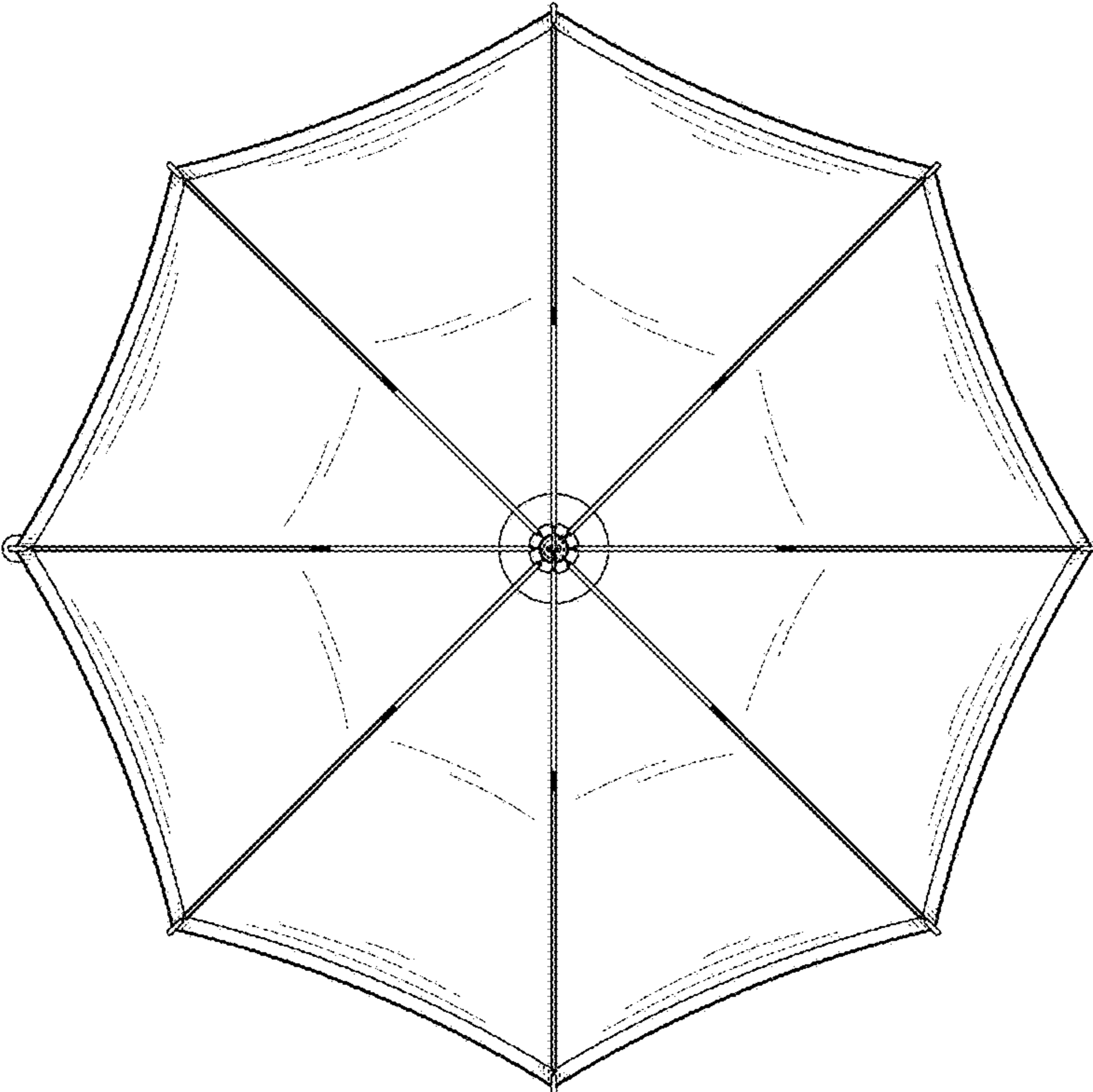


FIG. 8

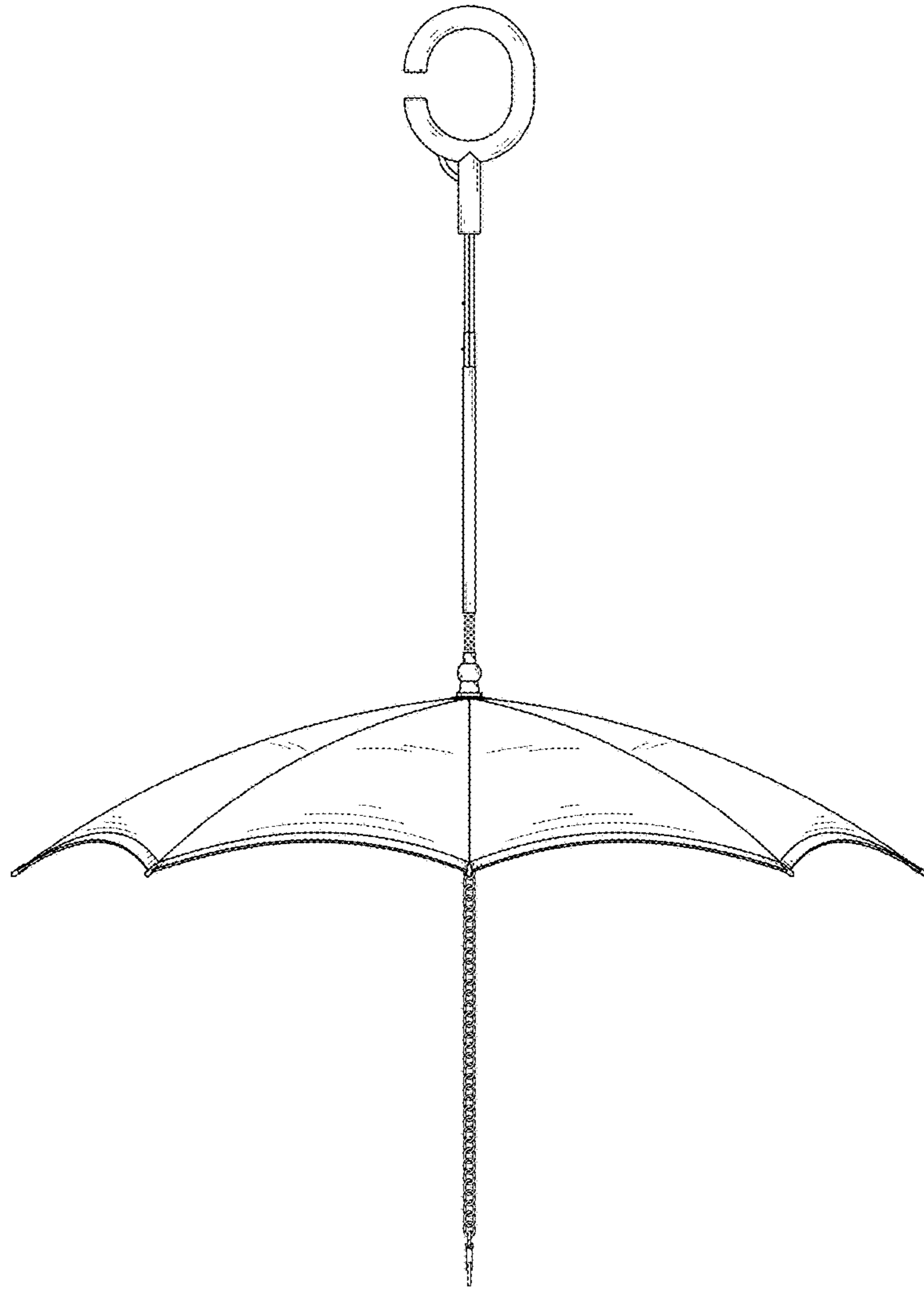


FIG. 9

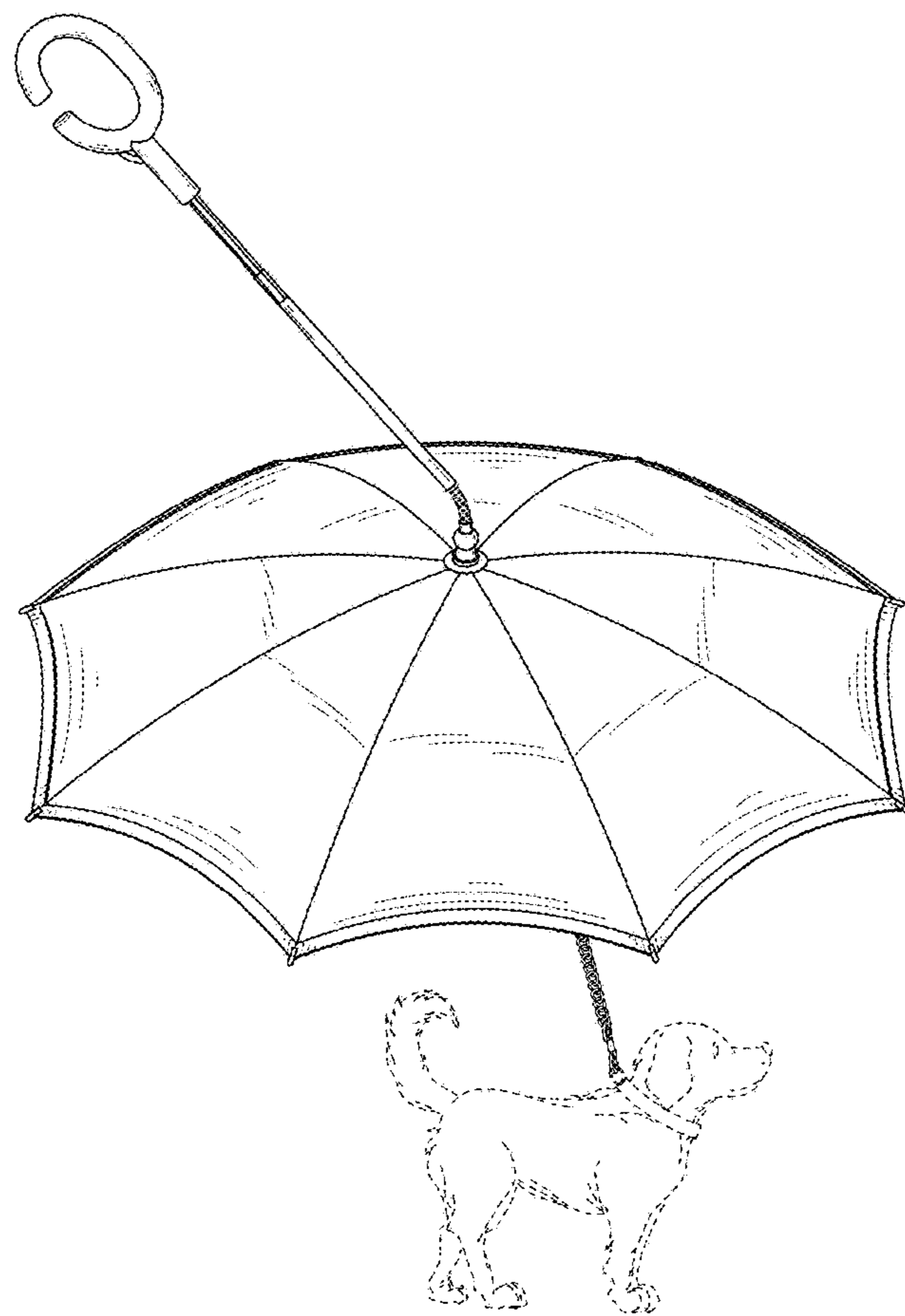


FIG. 10