



US00D876795S

(12) **United States Design Patent**  
**Gerig**

(10) **Patent No.:** **US D876,795 S**  
(45) **Date of Patent:** **\*\* Mar. 3, 2020**

(54) **SHOE**

(71) Applicant: **NIKE, Inc.**, Beaverton, OR (US)

(72) Inventor: **Kristina Gerig**, Portland, OR (US)

(73) Assignee: **NIKE, Inc.**, Beaverton, OR (US)

(\*\*) Term: **15 Years**

(21) Appl. No.: **29/682,920**

(22) Filed: **Mar. 8, 2019**

(51) **LOC (12) Cl.** ..... **02-04**

(52) **U.S. Cl.**  
USPC ..... **D2/972**

(58) **Field of Classification Search**  
USPC ..... D2/896, 897, 902, 904, 906–908, 946,  
D2/969, 972–974; D5/47, 49, 50, 53, 54,  
D5/56, 60  
CPC ... A43B 13/181; A43B 13/141; A43B 13/186;  
A43B 13/188; A43B 23/00; A43B 23/02;  
A43B 5/00; A43B 23/26; A43B 1/04;  
A43B 11/14; A43B 7/00; A43B 3/12;  
A43C 3/00; A43C 5/00; A43C 7/00;  
A43C 11/004  
See application file for complete search history.

(56) **References Cited**

**U.S. PATENT DOCUMENTS**

D349,601 S	8/1994	Buck, IV	
D387,894 S *	12/1997	Crowley	D2/972
D397,854 S *	9/1998	McCourt	D2/972
D404,555 S *	1/1999	Gray	D2/972
D467,722 S *	12/2002	Wahoske	D2/972
D496,153 S	9/2004	Morris	
D513,859 S	1/2006	Morris	
D524,027 S *	7/2006	Cessor	D2/972
D528,277 S *	9/2006	Cessor	D2/972
D528,760 S	9/2006	Wilken	
D529,270 S *	10/2006	Cessor	D2/972

D532,195 S	11/2006	Rasmussen	
D536,866 S *	2/2007	Cass	D2/972
D537,617 S *	3/2007	Hlavacs	D2/972
D544,688 S *	6/2007	Fullum	D2/972
D544,694 S	6/2007	Glover	
D546,049 S *	7/2007	Mermet	D2/972
D553,342 S *	10/2007	Fullum	D2/972
D569,092 S	5/2008	Mayden	
D573,781 S	7/2008	Mayden	
7,424,783 B2 *	9/2008	Meschter	A41D 1/04 36/45
D601,783 S	10/2009	Pizzuti	
D614,391 S	4/2010	Stauffer	
D636,590 S	4/2011	Miner	
D675,421 S	2/2013	Petrie	
D679,081 S	4/2013	Bosomworth	

(Continued)

**OTHER PUBLICATIONS**

Nike Footwear Catalog, 1997 Fall Footwear, p. 18, published Dec. 1996, NIKE, Inc., USA.

*Primary Examiner* — Dominic V Simone  
(74) *Attorney, Agent, or Firm* — Banner & Witcoff, Ltd.

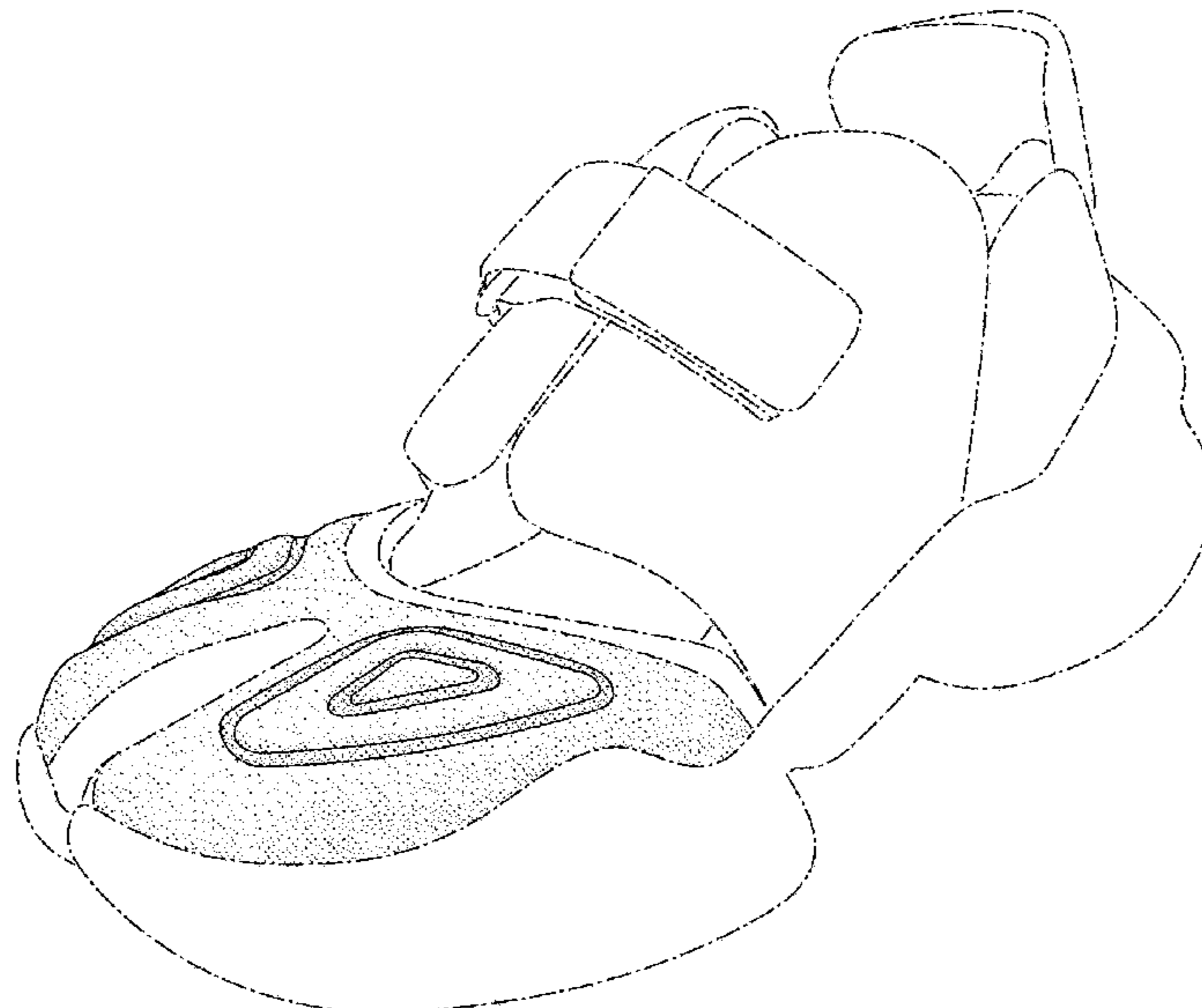
(57) **CLAIM**

The ornamental design for a shoe, as shown and described.

**DESCRIPTION**

FIG. 1 is a front perspective view of a shoe showing my new design;  
 FIG. 2 is a side view thereof;  
 FIG. 3 is an opposite side view thereof;  
 FIG. 4 is an opposite side front perspective view;  
 FIG. 5 is a front view thereof; and,  
 FIG. 6 is a top view thereof.  
 The broken lines immediately adjacent to the shaded area define the bounds of the claimed design and form no part thereof. The broken lines depicting the remainder of the shoe show features that form no part of the claimed design.

**1 Claim, 6 Drawing Sheets**



(56)

**References Cited**

U.S. PATENT DOCUMENTS

D693,108 S	11/2013	Chung	
D725,369 S	3/2015	Amphyon	
D725,370 S	3/2015	Amphyon	
D740,528 S	10/2015	Hardman	
D790,832 S	7/2017	Fogg	
D796,813 S	9/2017	Link	
D851,899 S	6/2019	Small	
D851,900 S *	6/2019	Small .....	D2/972
D851,901 S *	6/2019	Small .....	D2/972
D851,906 S	6/2019	Hong	
D864,549 S *	10/2019	Matthews .....	D2/972

\* cited by examiner

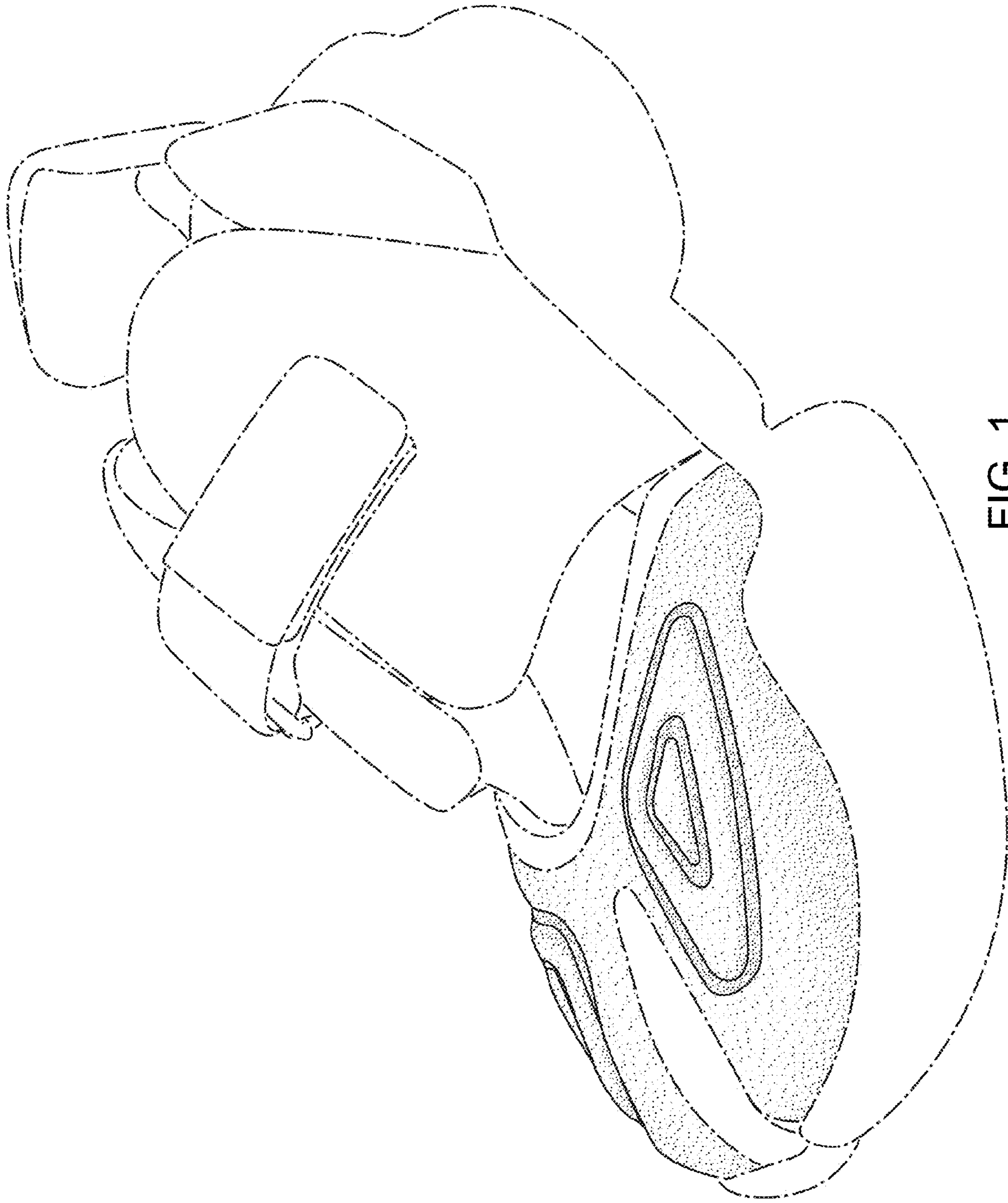


FIG. 1

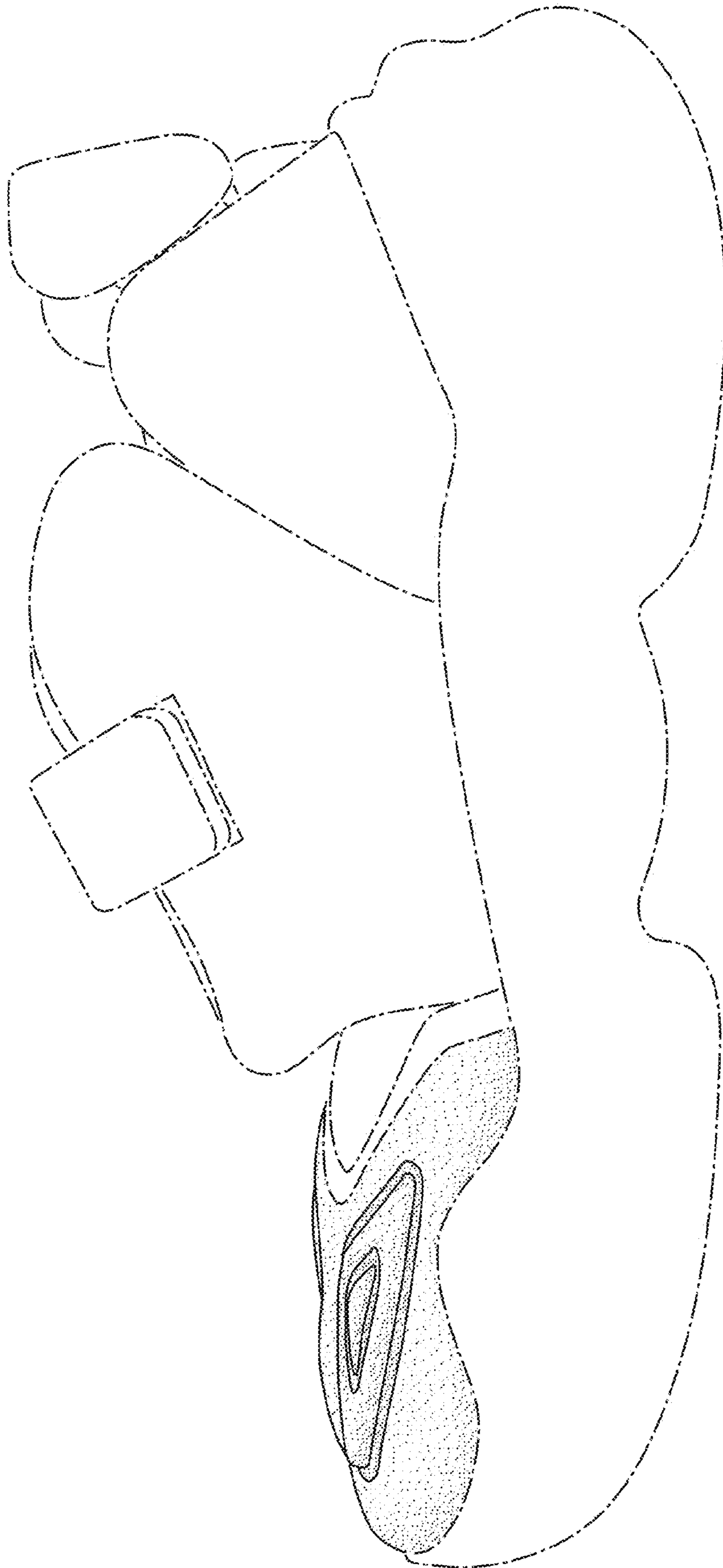


FIG. 2

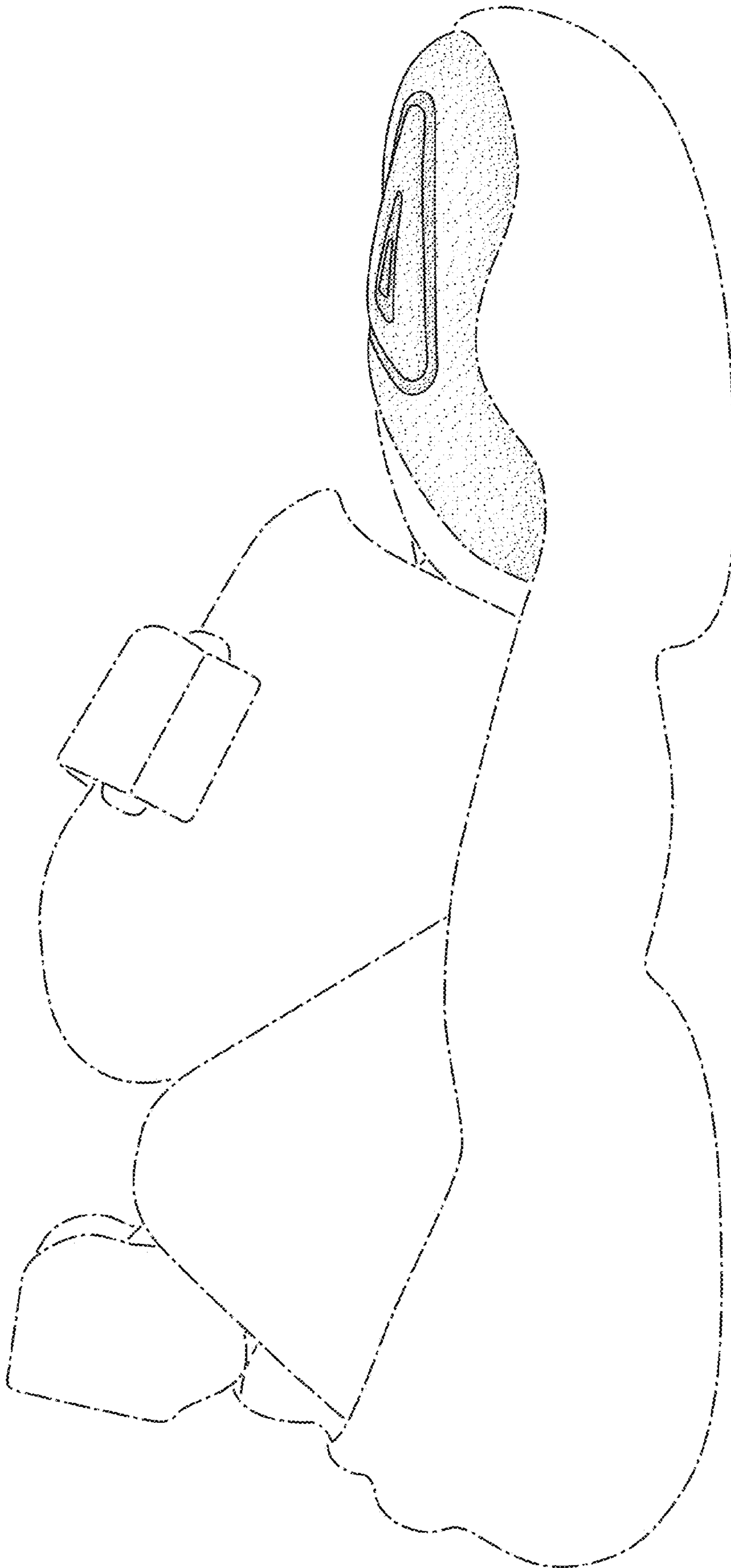


FIG. 3

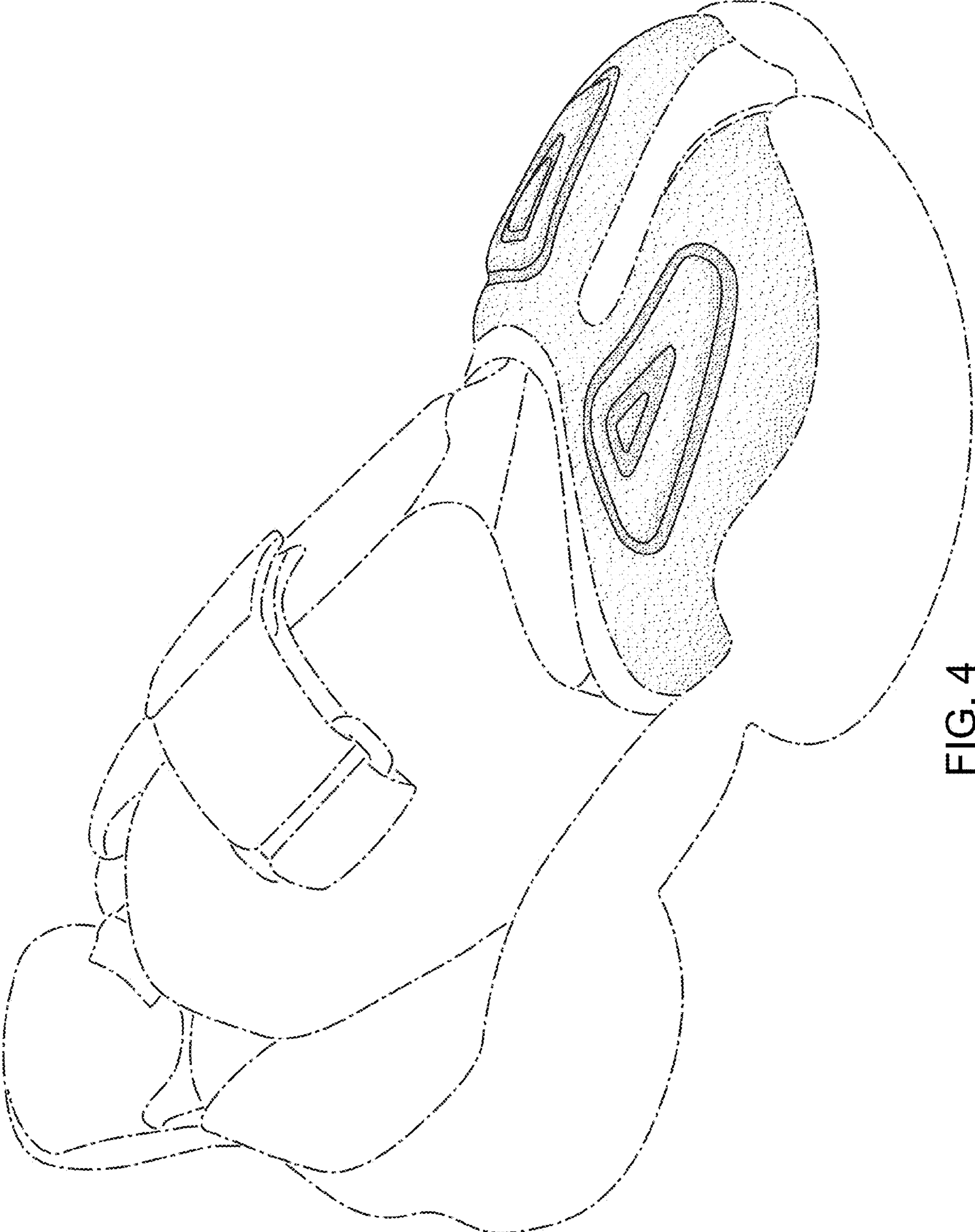


FIG. 4

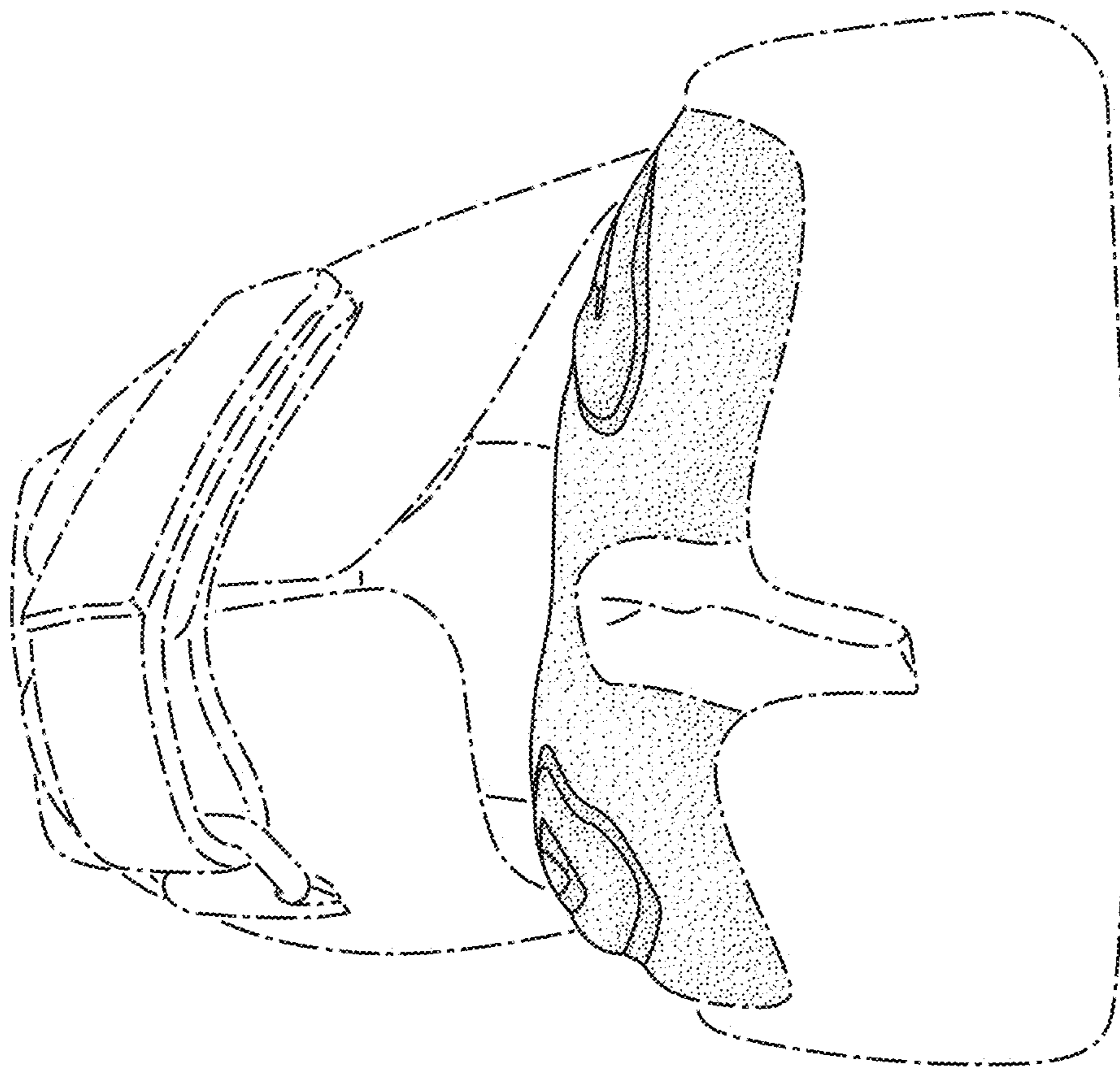


FIG. 5

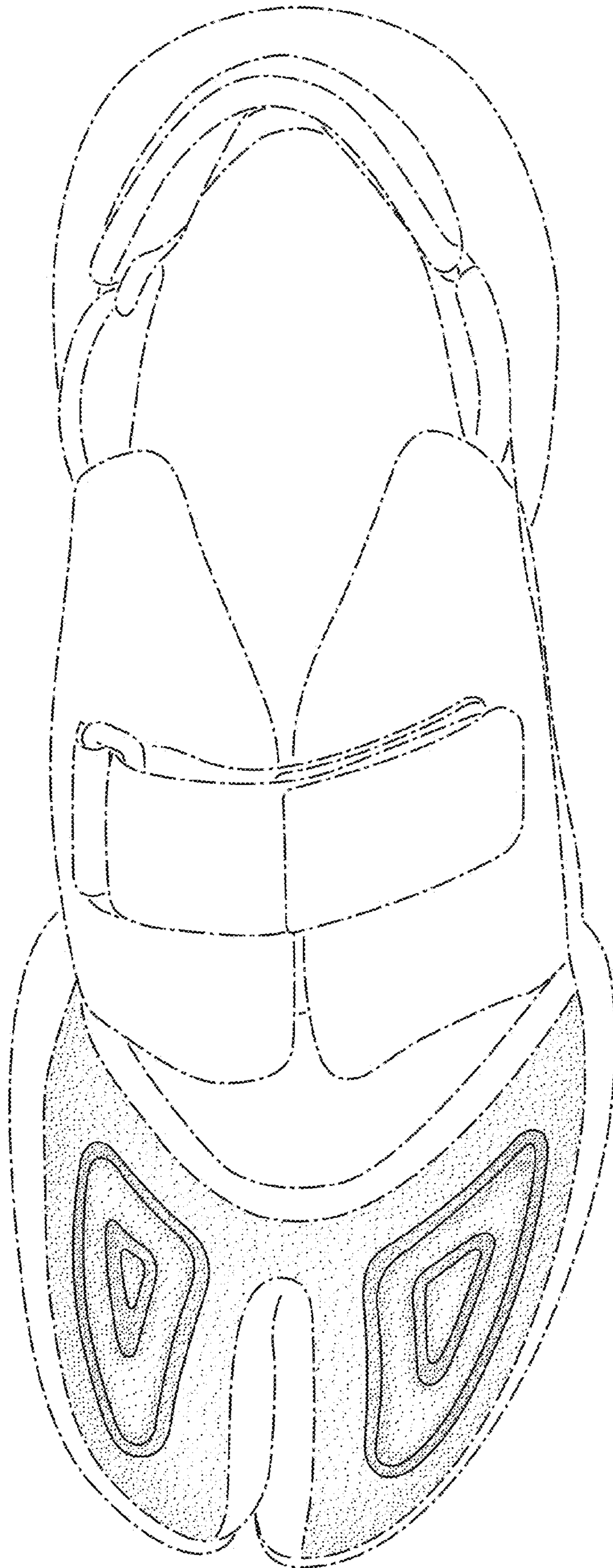


FIG. 6