



US00D876783S

(12) **United States Design Patent** (10) **Patent No.:** **US D876,783 S**
Brown et al. (45) **Date of Patent:** **** Mar. 3, 2020**

(54) **FOOTWEAR**

(71) Applicant: **Allbirds, Inc.**, San Francisco, CA (US)

(72) Inventors: **Timothy O. Brown**, San Francisco, CA (US); **Jad Finck**, San Francisco, CA (US); **Lisa Halbower-Fenton**, San Francisco, CA (US); **Jamie S. McLellan**, San Francisco, CA (US); **James M. Romero**, San Francisco, CA (US); **Joseph Z. Zwilling**, San Francisco, CA (US)

(73) Assignee: **Allbirds, Inc.**, San Francisco, CA (US)

(**) Term: **15 Years**

(21) Appl. No.: **29/638,282**

(22) Filed: **Feb. 26, 2018**

(51) **LOC (12) Cl.** **02-99**

(52) **U.S. Cl.**
USPC **D2/969**

(58) **Field of Classification Search**
USPC D2/896, 897, 902, 904, 906-908, 946,
D2/969, 972-974; D5/47, 49, 50, 53, 54,
D5/56, 60

CPC ... A43B 13/181; A43B 13/141; A43B 13/186;
A43B 13/188; A43B 23/00; A43B 23/02;
A43B 5/00; A43B 23/26; A43B 1/04;
A43B 11/14; A43B 7/00; A43B 3/12;
A43C 3/00; A43C 5/00; A43C 7/00;
A43C 11/004

See application file for complete search history.

(56) **References Cited**

U.S. PATENT DOCUMENTS

3,568,339 A * 3/1971 Hara et al. A43B 1/0072
D2/897
D237,426 S * 11/1975 Thornberry D2/907

D237,427 S * 11/1975 Thornberry D2/907
D238,626 S * 2/1976 Senter D2/907
D238,984 S * 3/1976 Senter D2/907
D265,015 S * 6/1982 Higgins D2/907
D326,763 S * 6/1992 Holbrook D2/907
D487,335 S * 3/2004 Robbins D2/969
D523,615 S * 6/2006 Burg A43B 1/0072
D2/969
D624,288 S * 9/2010 Choi D2/896
D651,387 S * 1/2012 Van Zyll De Jong D2/969
D651,388 S * 1/2012 Van Zyll De Jong D2/969
D651,390 S * 1/2012 Van Zyll De Jong D2/969
D661,078 S * 6/2012 Van Zyll De Jong D2/969
D662,301 S * 6/2012 Raysse D2/969
D677,865 S * 3/2013 Van Zyll De Jong D2/945
D732,804 S * 6/2015 Fongher D2/907

* cited by examiner

Primary Examiner — Dominic V Simone

(74) *Attorney, Agent, or Firm* — Schwabe, Williamson & Wyatt, P.C.


(57) **CLAIM**

We claim the ornamental design for footwear, as shown and described.

DESCRIPTION

FIG. 1 is a perspective view of footwear, showing our new design;
FIG. 2 is a left side view thereof;
FIG. 3 is a right side view thereof;
FIG. 4 is a front view thereof;
FIG. 5 is a back view thereof;
FIG. 6 is a top view thereof; and,
FIG. 7 is a bottom view thereof.
The dashed lines are included for illustrating environmental structure and form no part of the claimed design.

1 Claim, 6 Drawing Sheets



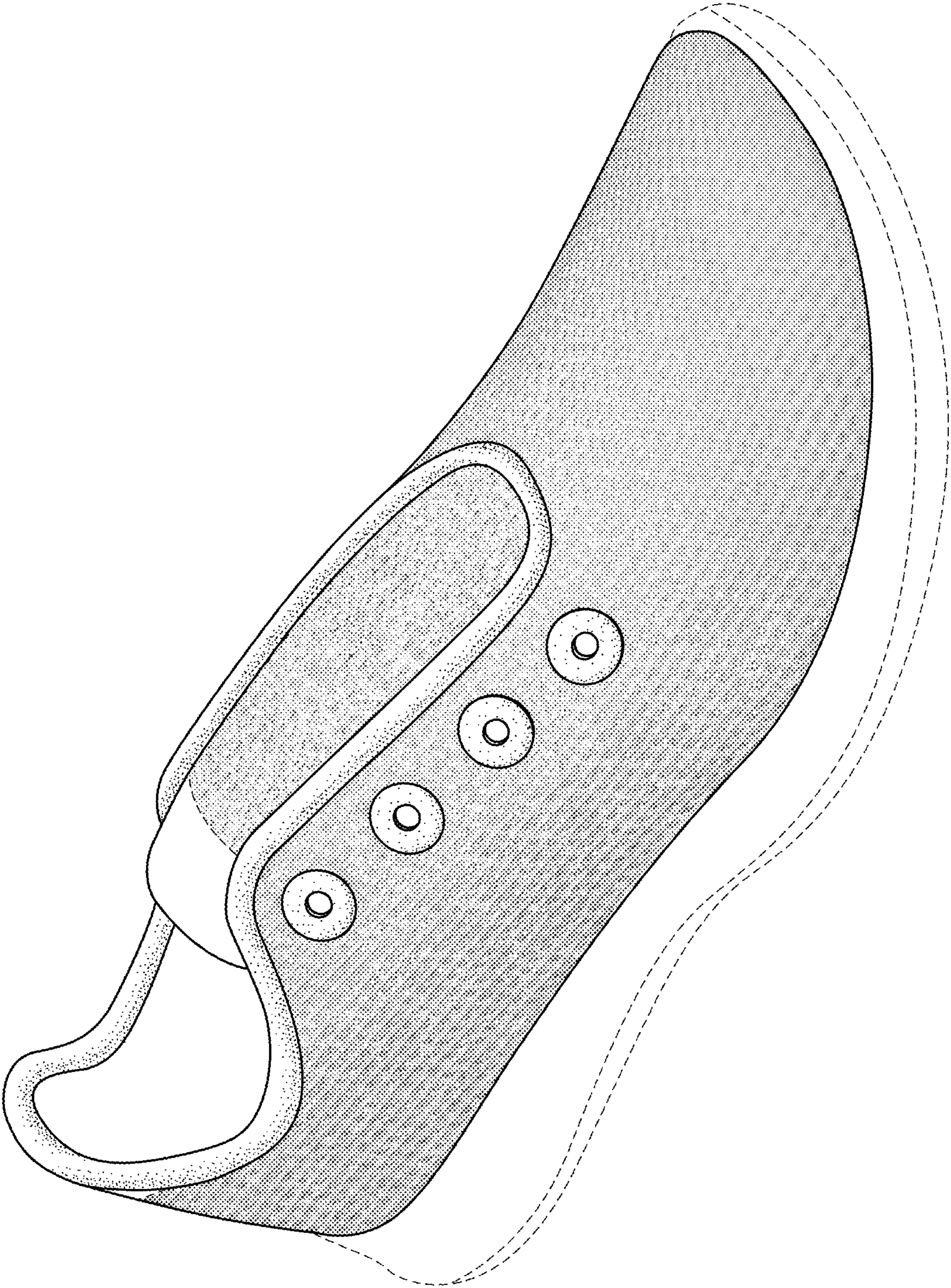


FIG. 1

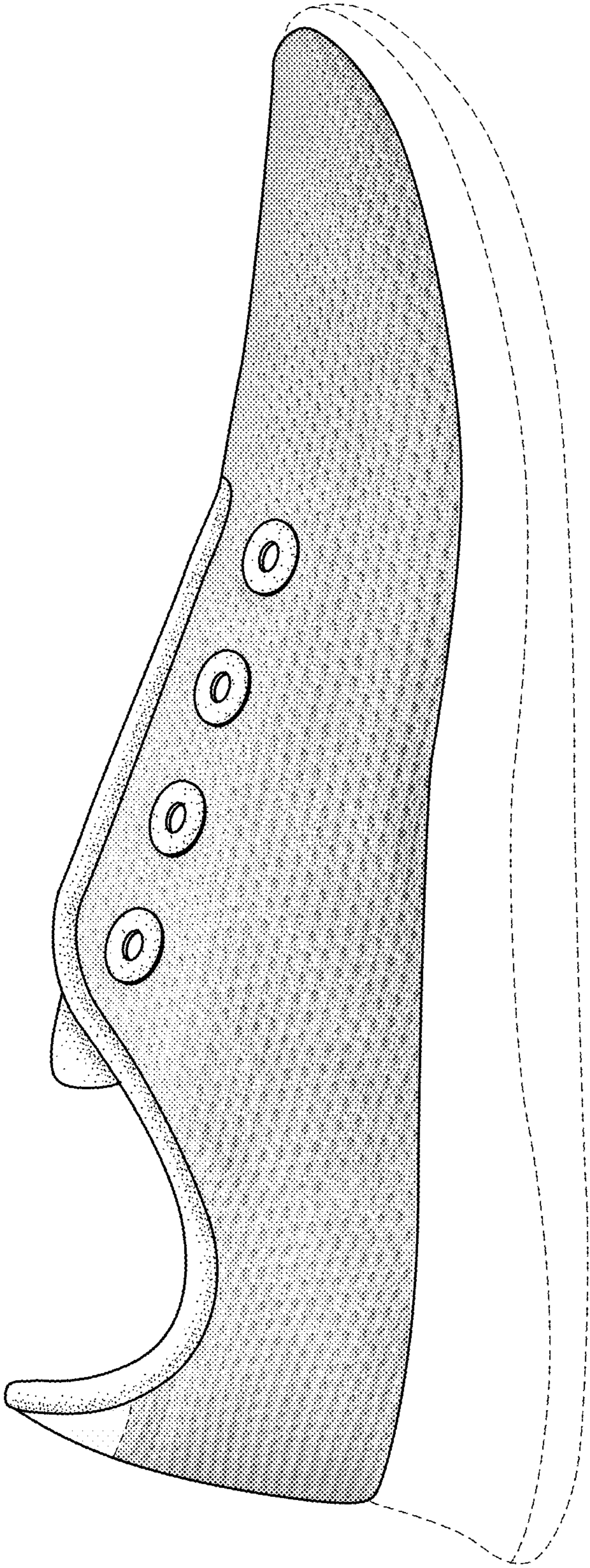


FIG. 2

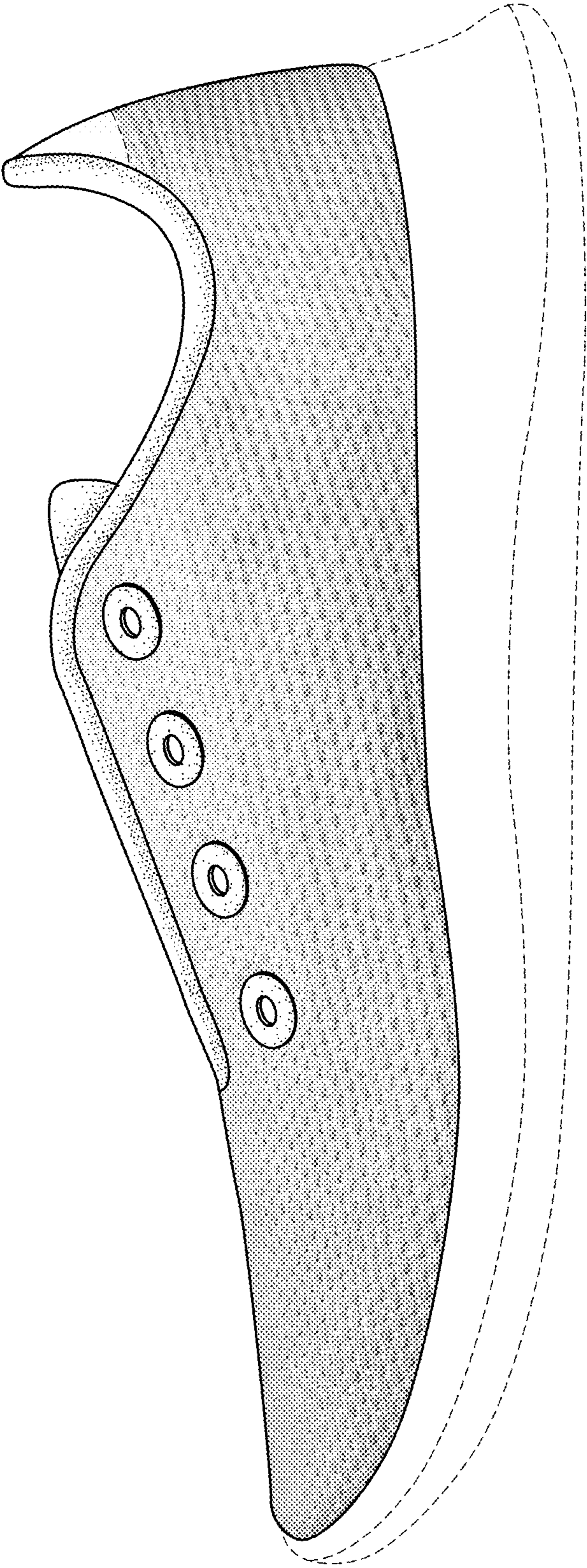


FIG. 3

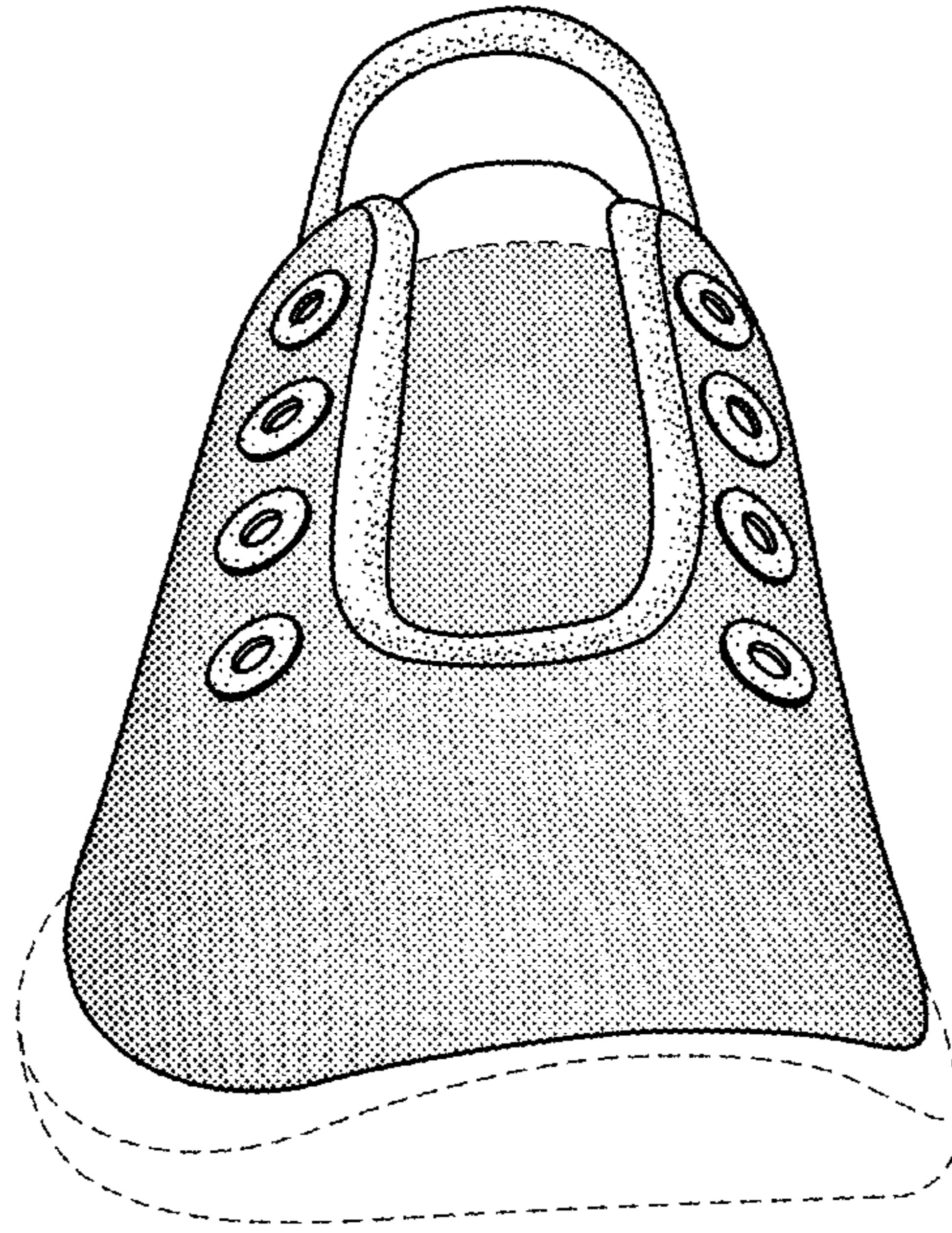


FIG. 4

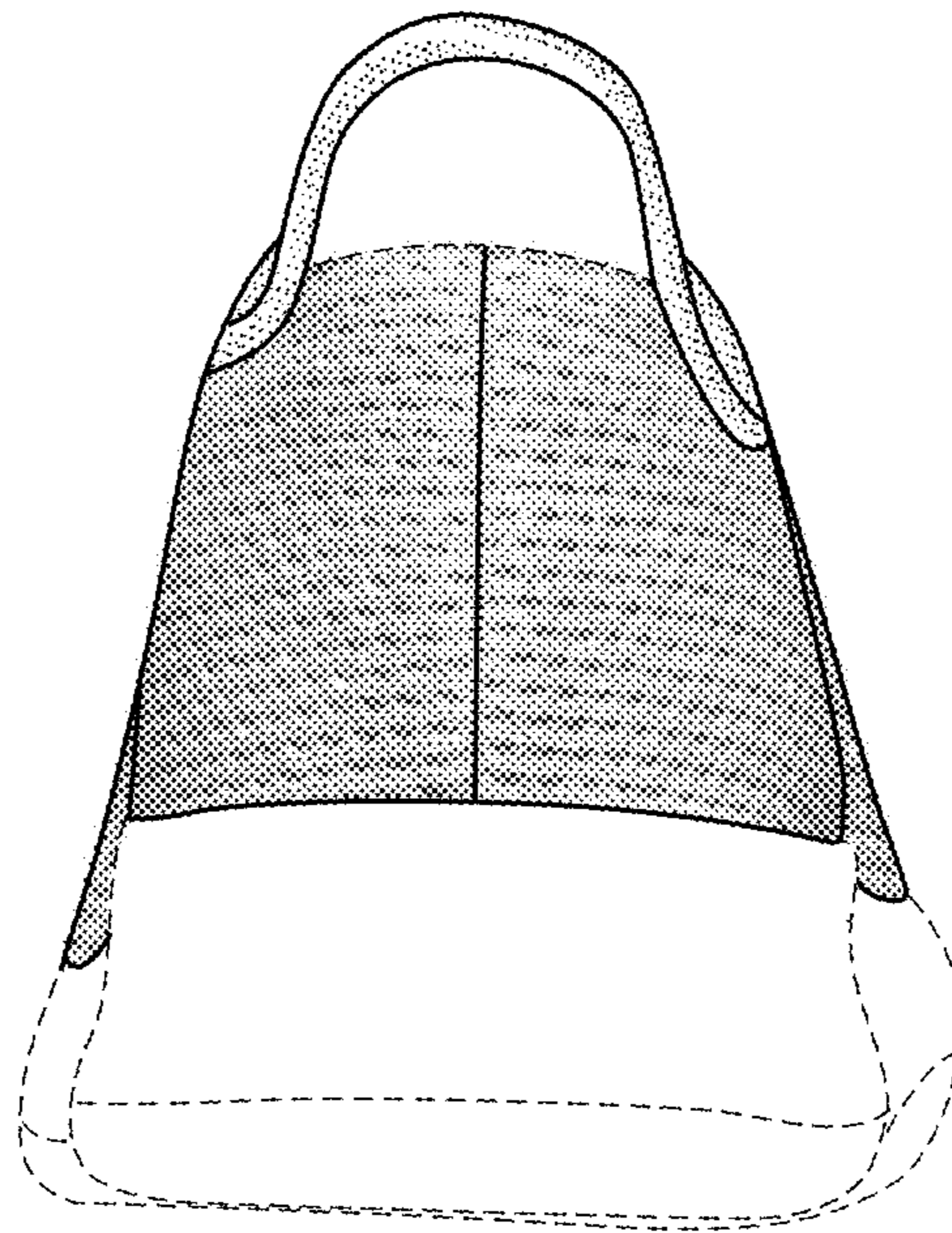


FIG. 5

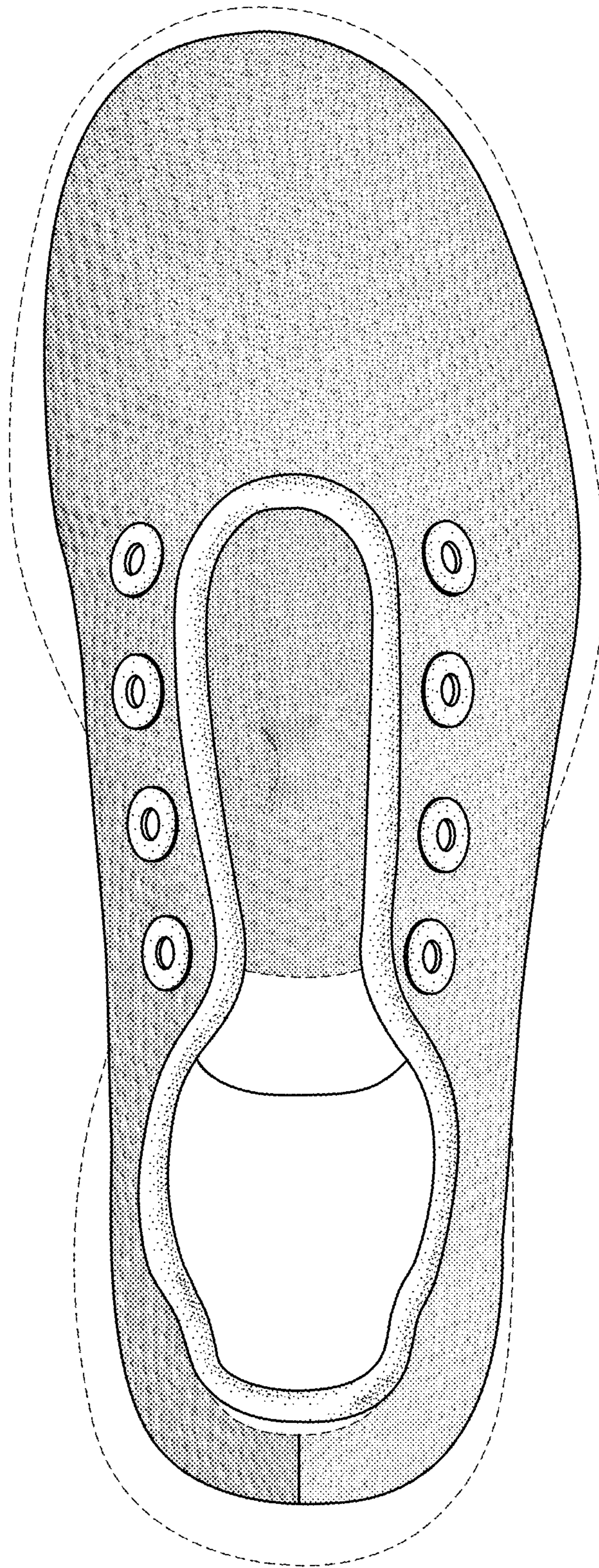


FIG. 6

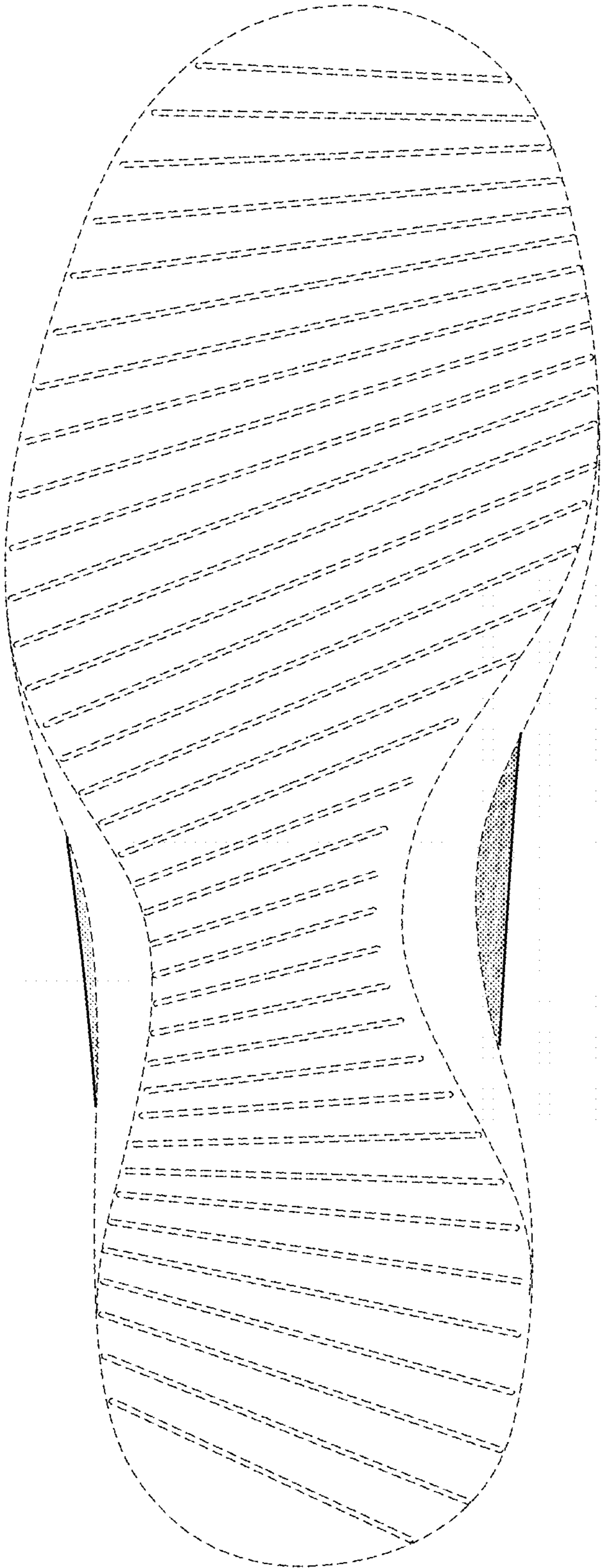


FIG. 7