



US00D876751S

(12) **United States Design Patent**
Palomo et al.

(10) **Patent No.:** **US D876,751 S**
(45) **Date of Patent:** **** Mar. 3, 2020**

(54) **MEDICAL GOWN**
(71) Applicant: **ALLEGIANCE CORPORATION**,
Waukegan, IL (US)
(72) Inventors: **Joseph Angelo Palomo**, Fox Lake, IL
(US); **Eric Dale Euteneuer**, Nevis, MN
(US); **Lianhong Wang**, Singapore
(SG); **Kyle Alexander Cushman**,
Powell, OH (US); **Rogelio Reyes**, El
Paso, TX (US); **Armando Quinonez**,
El Paso, TX (US); **Stephen James Cox**,
Gurnee, IL (US)

D351,712 S 10/1994 Jackson
D356,204 S * 3/1995 Derrickson D2/720
D374,113 S * 10/1996 Console D2/720
6,460,187 B1 * 10/2002 Siegel A41D 13/1245
2/114
D495,468 S * 9/2004 Wheeler-Dickson D2/720
D533,982 S 12/2006 Graneto, III
D564,730 S * 3/2008 Farrell D2/720
D565,279 S * 4/2008 Farrell D2/720
D598,638 S 8/2009 Graneto, III
D613,035 S 4/2010 Lunt et al.
D618,884 S 7/2010 Zhu
D622,934 S 9/2010 Graneto, III
D624,280 S 9/2010 Halseth
D646,463 S 10/2011 Petrovskis et al.
D687,209 S 8/2013 Levine

(73) Assignee: **ALLEGIANCE CORPORATION**,
Dublin, OH (US)

(**) Term: **15 Years**

(21) Appl. No.: **29/647,539**

(22) Filed: **May 14, 2018**

(51) **LOC (12) Cl.** **02-01**

(52) **U.S. Cl.**
USPC **D2/720**

(58) **Field of Classification Search**
USPC D2/720, 718, 717, 728, 739, 749-751,
D2/840-842, 847-850
CPC A41D 13/1236; A41D 13/1245; A41D
13/1254; A41D 13/12; A41D 13/1209
See application file for complete search history.

(56) **References Cited**

U.S. PATENT DOCUMENTS

3,911,499 A * 10/1975 Benevento A41D 13/1209
2/114
D305,575 S * 1/1990 Gordon D2/720
5,088,117 A * 2/1992 Fulmer A41D 13/129
2/106
5,271,100 A * 12/1993 Holt A41D 13/1209
2/114

(Continued)

FOREIGN PATENT DOCUMENTS

CA 129367 S 8/2009
CA 135042 S 11/2010

(Continued)

Primary Examiner — Michelle E. Wilson

Assistant Examiner — Clese Moore, Jr.

(74) *Attorney, Agent, or Firm* — Arent Fox LLP

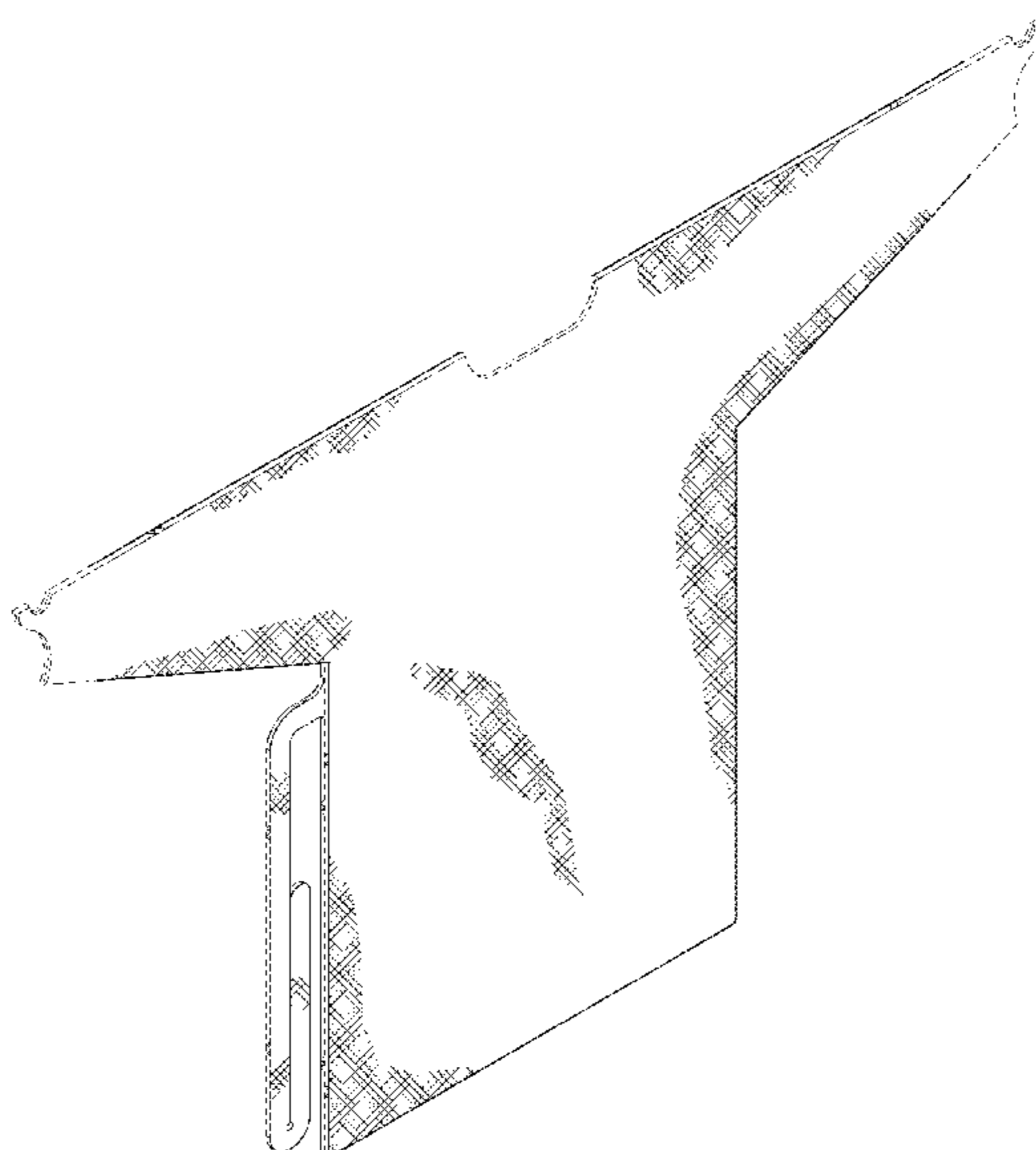
(57) **CLAIM**

The ornamental design for medical gown, as shown.

DESCRIPTION

FIG. 1 is a front perspective view of a medical gown;
FIG. 2 is a front elevational view thereof;
FIG. 3 is rear elevational view thereof;
FIG. 4 is a left side view thereof;
FIG. 5 is a right side view thereof;
FIG. 6 is a top view thereof;
FIG. 7 is a bottom view thereof; and,
FIG. 8 is a rear perspective view thereof.

1 Claim, 6 Drawing Sheets



(56)

References Cited

U.S. PATENT DOCUMENTS

D690,078 S * 9/2013 Anderson D2/720
 D721,870 S 2/2015 Levine
 D736,493 S 8/2015 Pasko
 D741,044 S 10/2015 Pasko
 D749,819 S 2/2016 Czajka et al.
 D764,748 S 8/2016 Czajka et al.
 D774,729 S 12/2016 Pasko
 D779,155 S 2/2017 Pasko et al.
 D779,156 S 2/2017 Pasko
 D781,528 S 3/2017 Kennedy
 D785,284 S 5/2017 Pasko
 D787,780 S 5/2017 Pasko et al.
 D791,434 S 7/2017 Pasko
 D792,056 S 7/2017 Reese et al.
 D793,031 S 8/2017 Jascomb
 D793,651 S 8/2017 Jascomb
 D796,781 S * 9/2017 Calucci D2/720
 D797,401 S 9/2017 Jascomb
 D802,884 S * 11/2017 Bennett D2/739
 D805,733 S 12/2017 Reese et al.
 D821,704 S * 7/2018 Pasko D2/720

2006/0277655 A1* 12/2006 Kerr A41D 13/1236
 2/114
 2011/0154554 A1 6/2011 Furlong
 2013/0091615 A1 4/2013 Pasko et al.
 2013/0191960 A1 8/2013 Pasko
 2013/0276203 A1 10/2013 Pasko et al.
 2013/0276204 A1 10/2013 Pasko et al.
 2013/0283496 A1 10/2013 Pasko et al.
 2013/0318682 A1* 12/2013 Graneto, III A41D 13/1236
 2/114
 2014/0007316 A1* 1/2014 Tommarello A41D 13/1236
 2/114
 2015/0135398 A1 5/2015 Czajka et al.
 2015/0208741 A1 7/2015 Pasko
 2016/0066631 A1 3/2016 Pasko

FOREIGN PATENT DOCUMENTS

CA 144543 S 6/2013
 CA 156205 S 1/2015
 CA 155647 S 10/2015
 CA 158339 S 4/2016
 CA 158380 S 4/2016
 CA 171333 S 7/2017

* cited by examiner

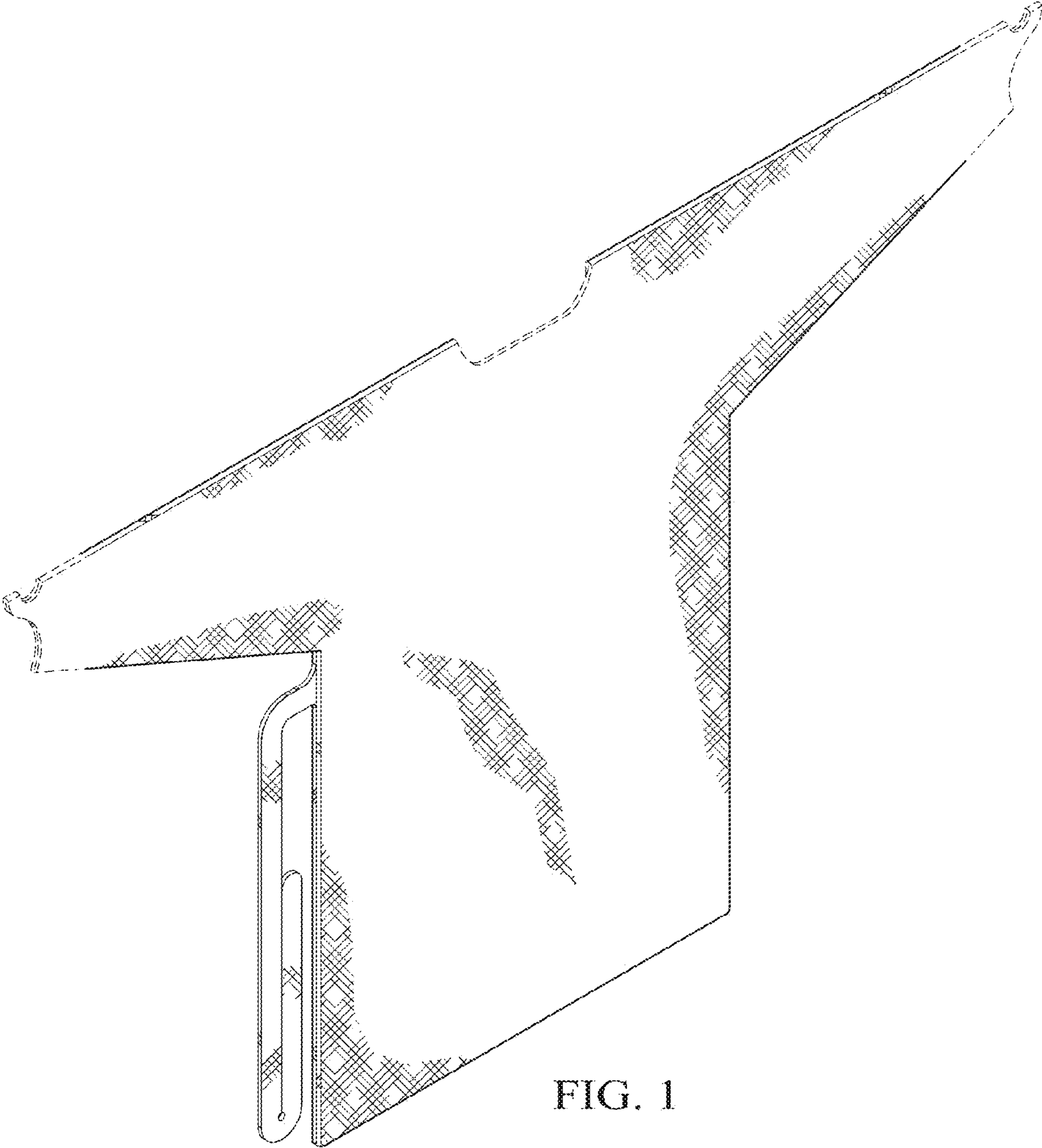


FIG. 1

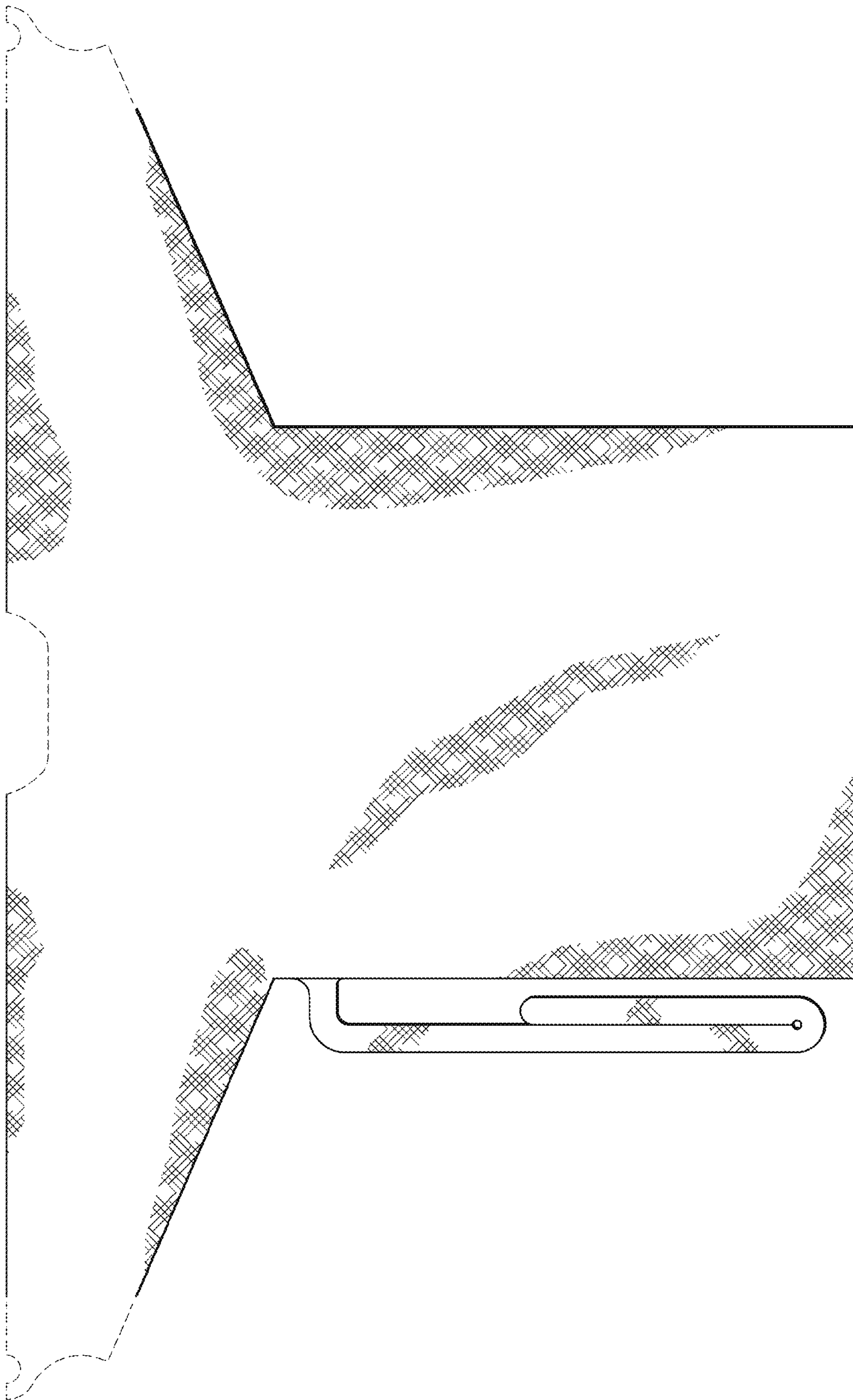


FIG. 2

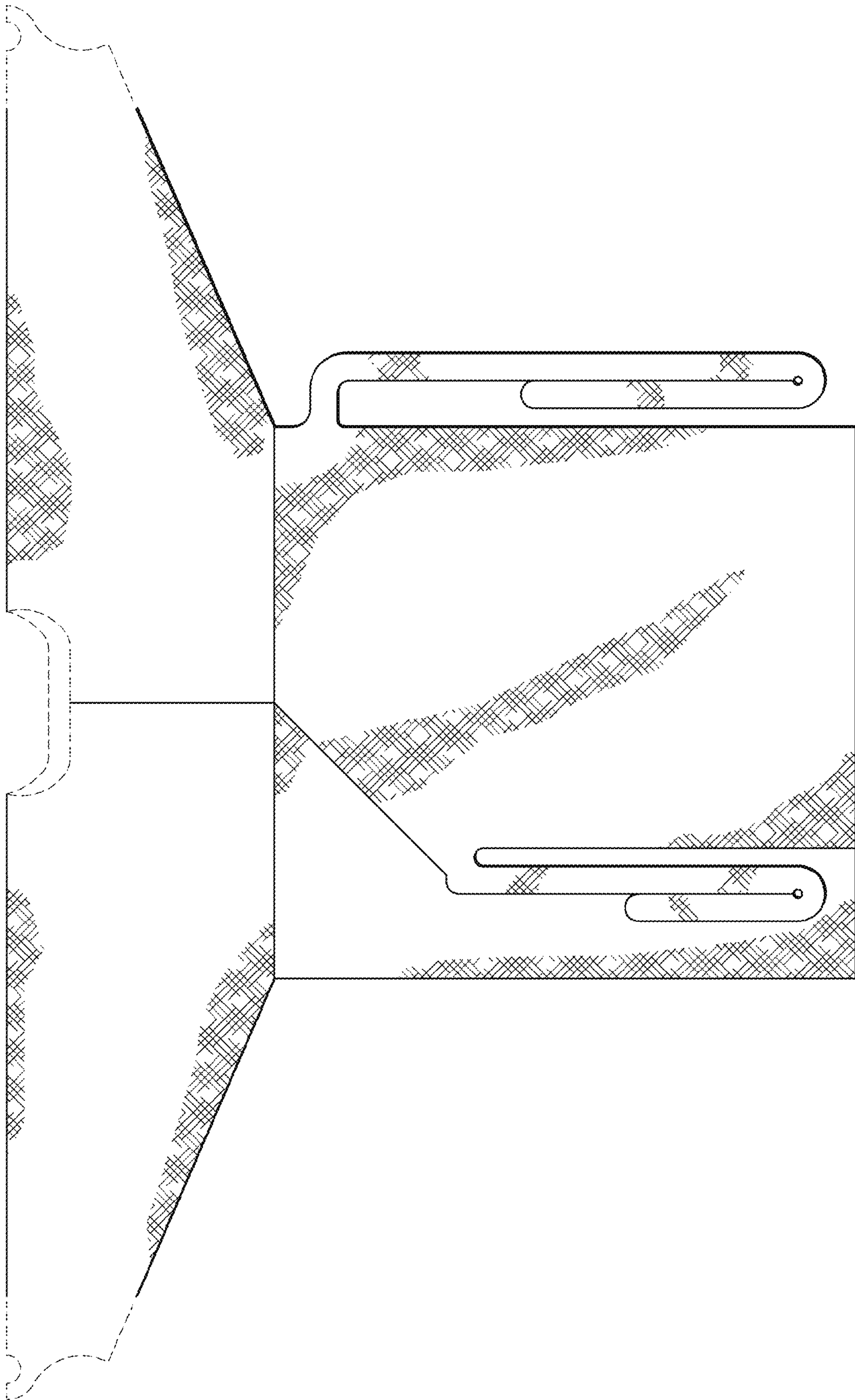


FIG. 3



FIG. 4

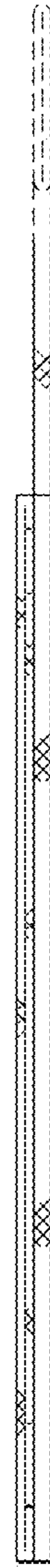


FIG. 5



FIG. 6

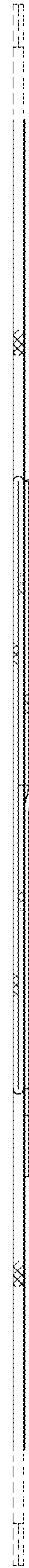


FIG. 7

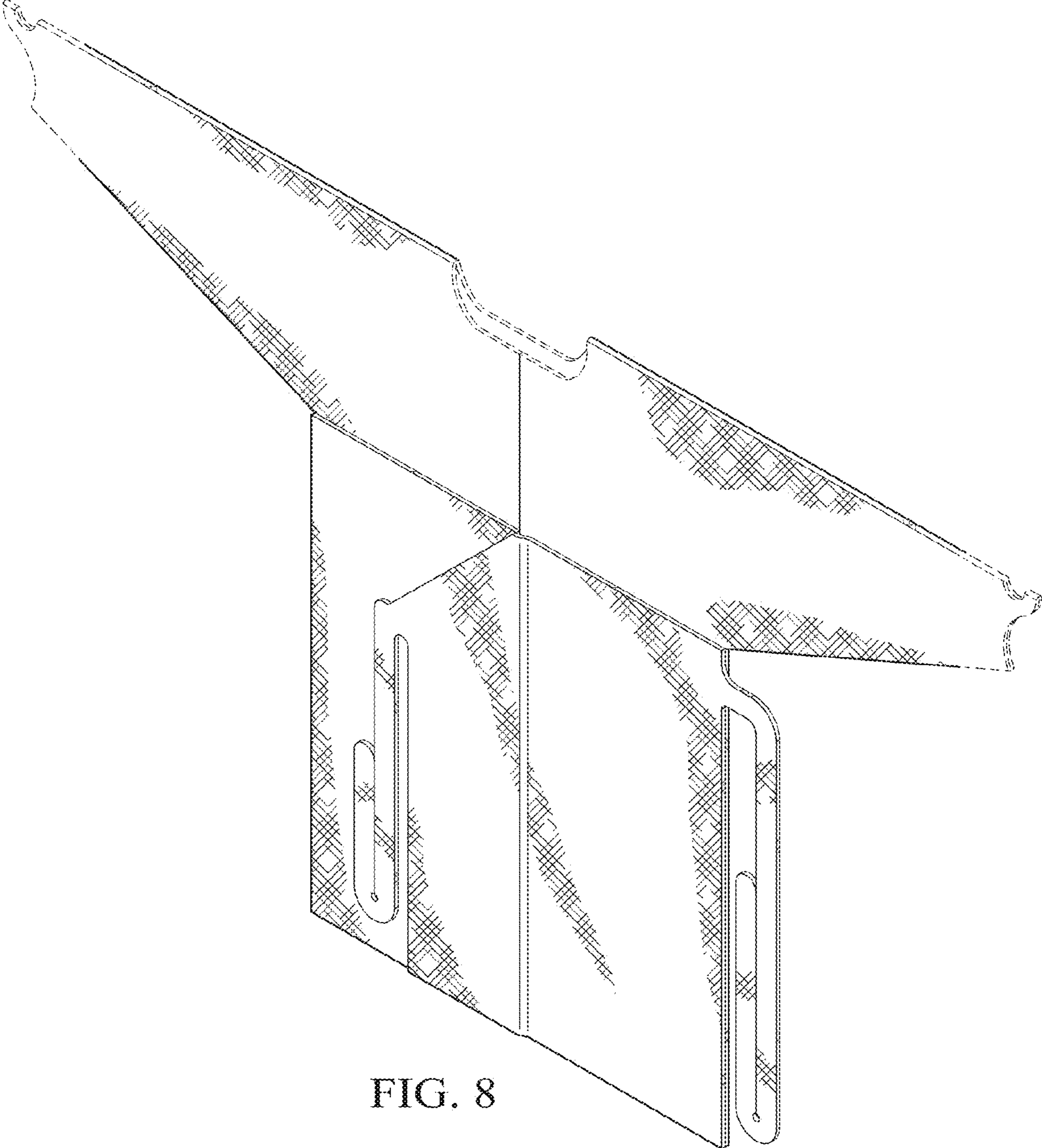


FIG. 8