

US00D876724S

(12) **United States Design Patent**
Kim et al.

(10) **Patent No.:** **US D876,724 S**

(45) **Date of Patent:** **** Feb. 25, 2020**

- (54) **TIP FOR HOLDING AN ADJUSTABLE-ANGLED BRUSH**
- (71) Applicant: **AA R&D LLC**, Leonia, NJ (US)
- (72) Inventors: **Asher T. Kim**, Leonia, NJ (US); **Aiden T. Kim**, Leonia, NJ (US)
- (73) Assignee: **AA R&D LLC**, Leonia, NJ (US)
- (**) Term: **15 Years**
- (21) Appl. No.: **29/672,832**
- (22) Filed: **Dec. 10, 2018**
- (51) **LOC (12) Cl.** **28-03**
- (52) **U.S. Cl.**
USPC **D28/76; D28/7**
- (58) **Field of Classification Search**
USPC **D28/7, 76; D7/398; D9/447, 454; D4/128, 121**
CPC **A45D 40/08; A45D 40/12; A45D 40/265-4268; A45D 34/045-047; A45D 34/04; A46B 9/021**
See application file for complete search history.

(56) **References Cited**

U.S. PATENT DOCUMENTS

4,261,376	A *	4/1981	Kingsford	A45D 34/047 132/218
4,370,989	A *	2/1983	Taylor	A45D 34/042 132/317
D270,769	S *	9/1983	Cassai	D28/7
D272,100	S *	1/1984	Cassai	D28/7
4,433,928	A *	2/1984	Kingsford	A45D 34/047 138/45
D324,585	S *	3/1992	Cassai	401/129
D325,792	S *	4/1992	Cassai	D28/7
8,783,987	B2 *	7/2014	Kulik	A45D 34/046 401/122

9,642,442	B2 *	5/2017	Pires	A45D 34/046
D828,038	S *	9/2018	Spitzer	D4/128
D832,521	S *	10/2018	West	D28/76
10,398,215	B2 *	9/2019	Kim	A45D 40/26
10,441,056	B2 *	10/2019	Lefevre	A45D 34/04
10,448,725	B2 *	10/2019	Weigel	A45D 40/267
D866,078	S *	11/2019	West	D28/76
2011/0116857	A1 *	5/2011	Carroll	A45D 34/04 401/101
2013/0101337	A1 *	4/2013	Kulik	A45D 40/267 401/122
2017/0311699	A1 *	11/2017	Manici	A45D 40/267
2018/0168320	A1 *	6/2018	Chung	A45D 40/267
2018/0249811	A1 *	9/2018	Kim	A46B 5/0058
2019/0059553	A1 *	2/2019	Tarling	A45D 34/046

* cited by examiner

Primary Examiner — Jennifer Rivard

(74) *Attorney, Agent, or Firm* — Westerman, Hattori, Daniels & Adrian, LLP

(57) **CLAIM**

The ornamental design for a tip for holding an adjustable-angled brush, as shown and described.

DESCRIPTION

FIG. 1 is a perspective view of a tip for holding an adjustable-angled brush, showing our new design.

FIG. 2 is a front view thereof.

FIG. 3 is a rear view thereof.

FIG. 4 is a right side view thereof.

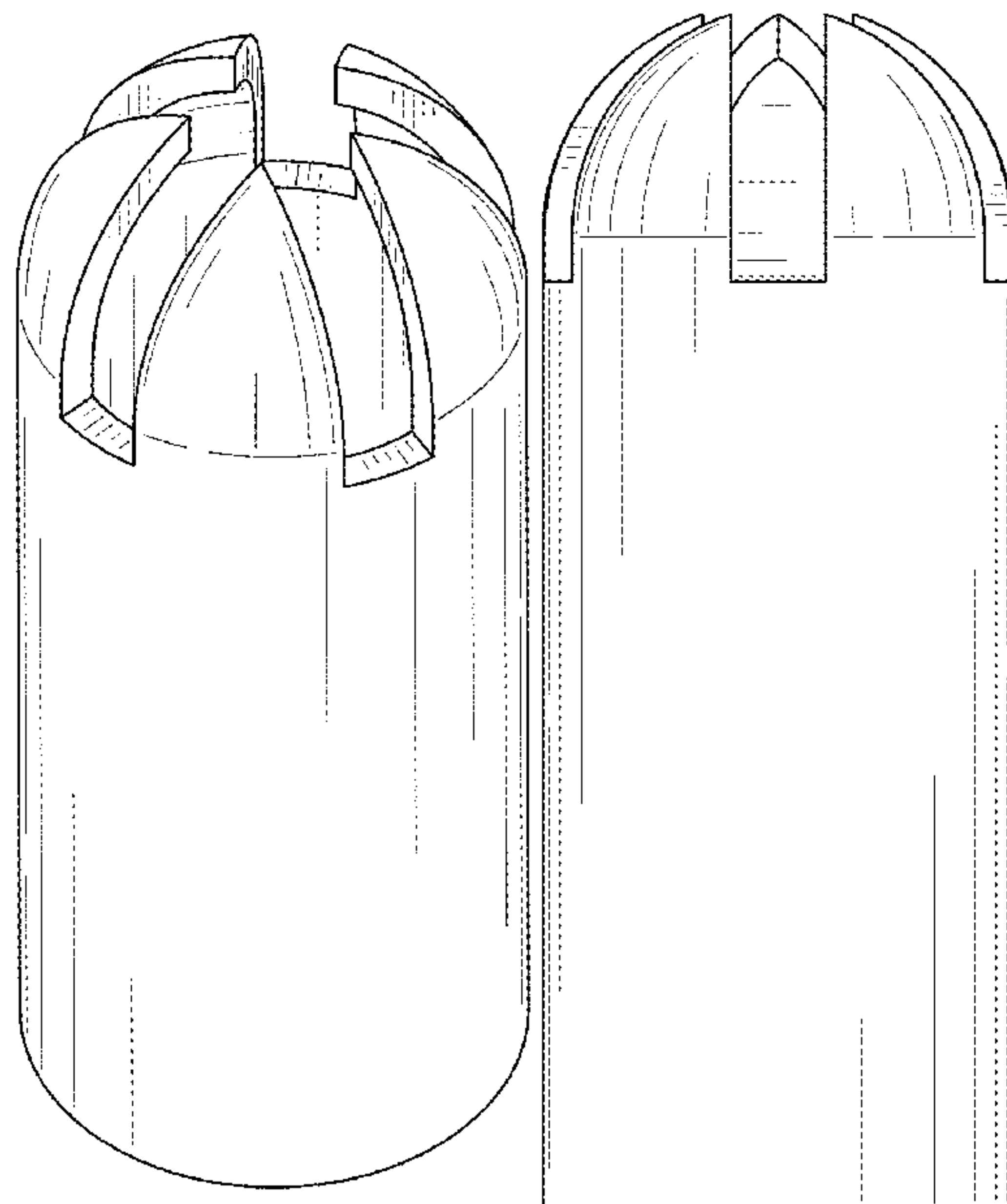
FIG. 5 is a left side view thereof.

FIG. 6 is a top view thereof; and,

FIG. 7 is a bottom view thereof.

The present ornamental design is for a tip for holding an adjustable-angled brush of a cosmetic wand, for example a mascara wand. The tip has slots at a top portion thereof so that the brush can be adjusted stably at various angles desired by a user.

1 Claim, 3 Drawing Sheets






FIG. 1




FIG. 2

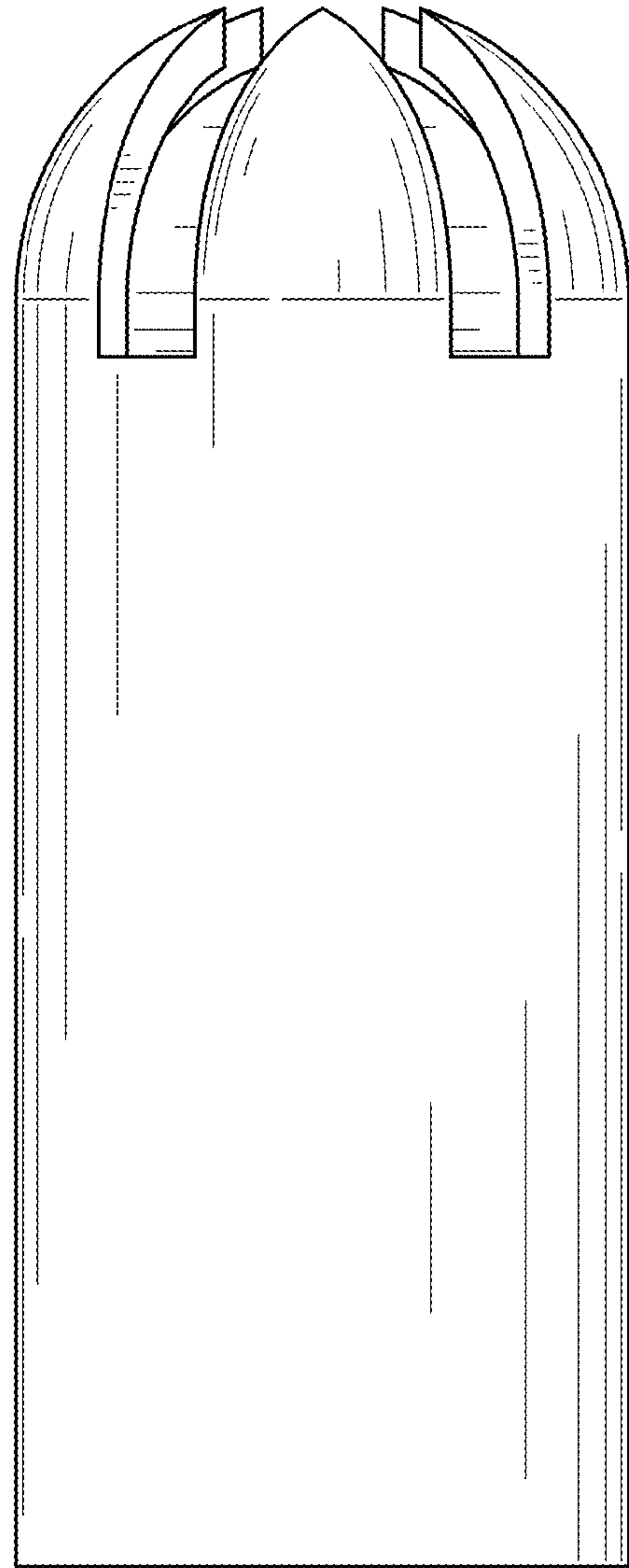


FIG. 3




FIG. 4




FIG. 5




FIG. 6




FIG. 7