



US00D876716S

(12) **United States Design Patent** (10) **Patent No.:** **US D876,716 S**  
**Bonasera et al.** (45) **Date of Patent:** **\*\* Feb. 25, 2020**

(54) **LIGHT PENDANT**  
(71) Applicants: **Gregory Paul Bonasera**, Collingwood (AU); **Anthony Raymond Tawfik**, Collingwood (AU)  
(72) Inventors: **Gregory Paul Bonasera**, Collingwood (AU); **Anthony Raymond Tawfik**, Collingwood (AU)

D669,629 S \* 10/2012 Yu ..... F21S 8/06  
D26/155  
D713,567 S \* 9/2014 Hicks ..... D26/28  
D716,993 S \* 11/2014 Rashid ..... D26/93  
D826,461 S \* 8/2018 Sonneman ..... D26/90  
2009/0273922 A1\* 11/2009 Ho ..... F21S 8/086  
362/183  
2010/0090605 A1\* 4/2010 Nevins ..... F03D 9/11  
315/159

(\*\*) Term: **15 Years**  
(21) Appl. No.: **29/627,461**

\* cited by examiner  
*Primary Examiner* — Mark A Goodwin  
*Assistant Examiner* — Benjamin M Weeks  
(74) *Attorney, Agent, or Firm* — Preston Smirman;  
Smirman IP Law, PLLC

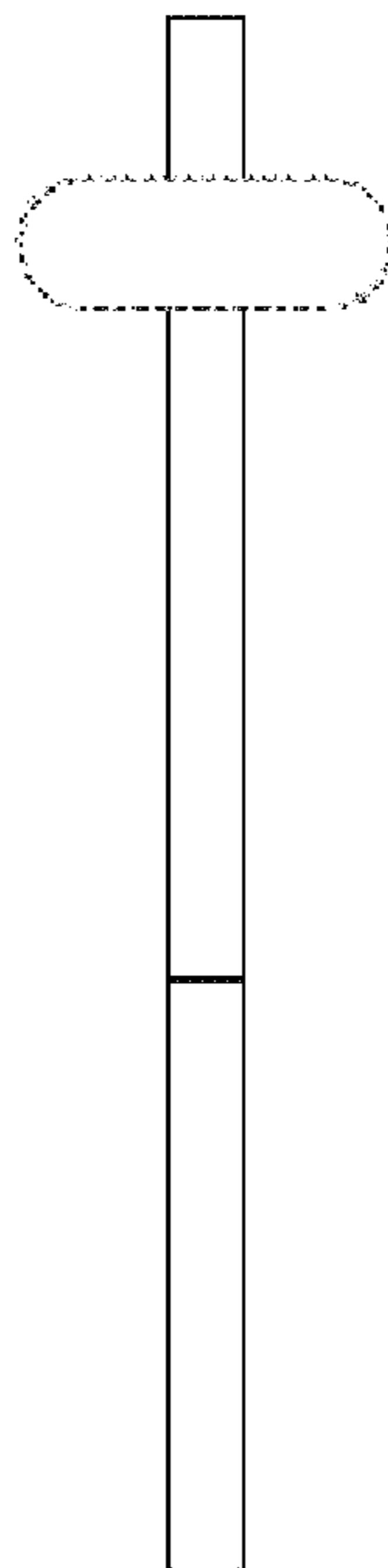
(22) Filed: **Nov. 28, 2017**  
(51) **LOC (12) Cl.** ..... **26-05**  
(52) **U.S. Cl.**  
USPC ..... **D26/154**  
(58) **Field of Classification Search**  
USPC .... D26/154, 138, 96, 95, 91, 92, 93, 28, 26,  
D26/27, 144, 142, 143, 71, 72, 73, 74,  
D26/75, 76, 77-79, 118  
CPC ..... F21Y 2103/30; F21Y 2107/30; F21V  
29/507; F21V 5/04  
See application file for complete search history.

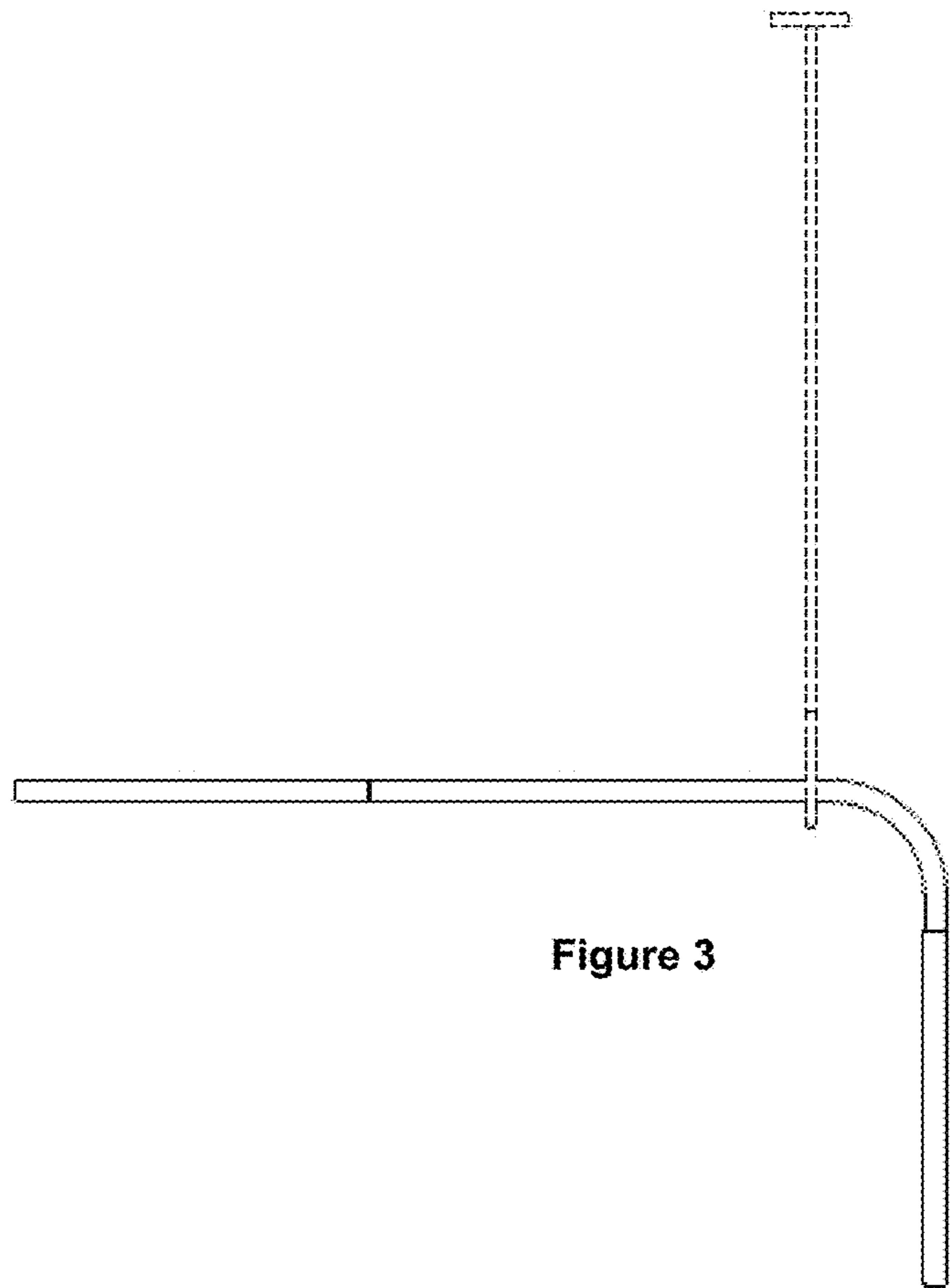
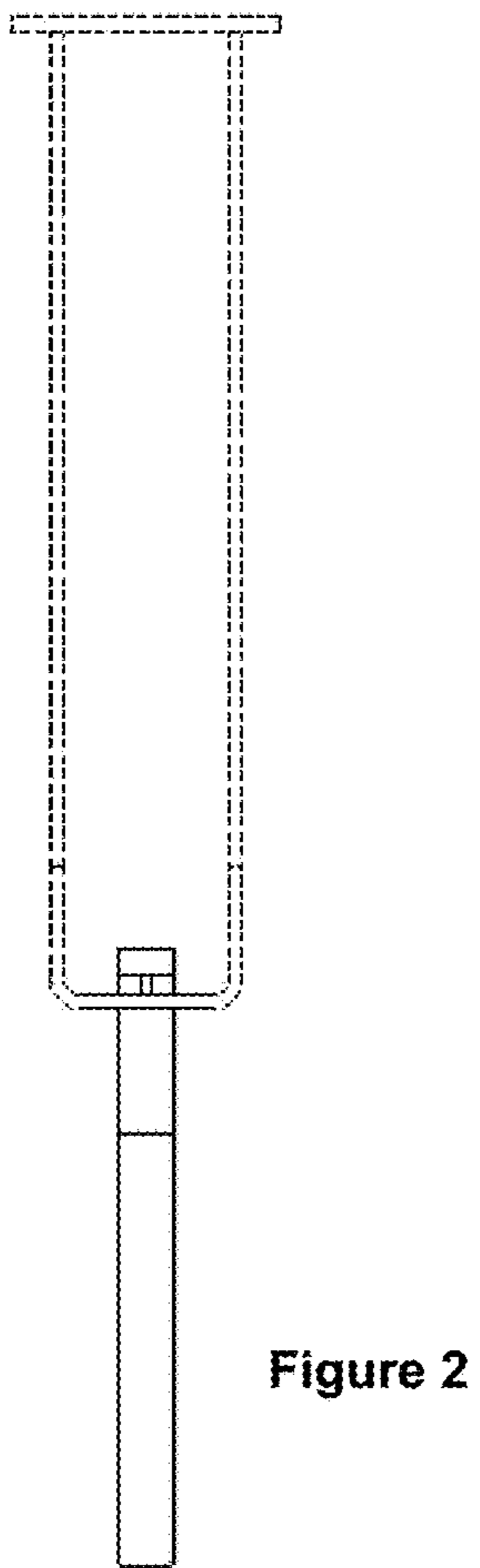
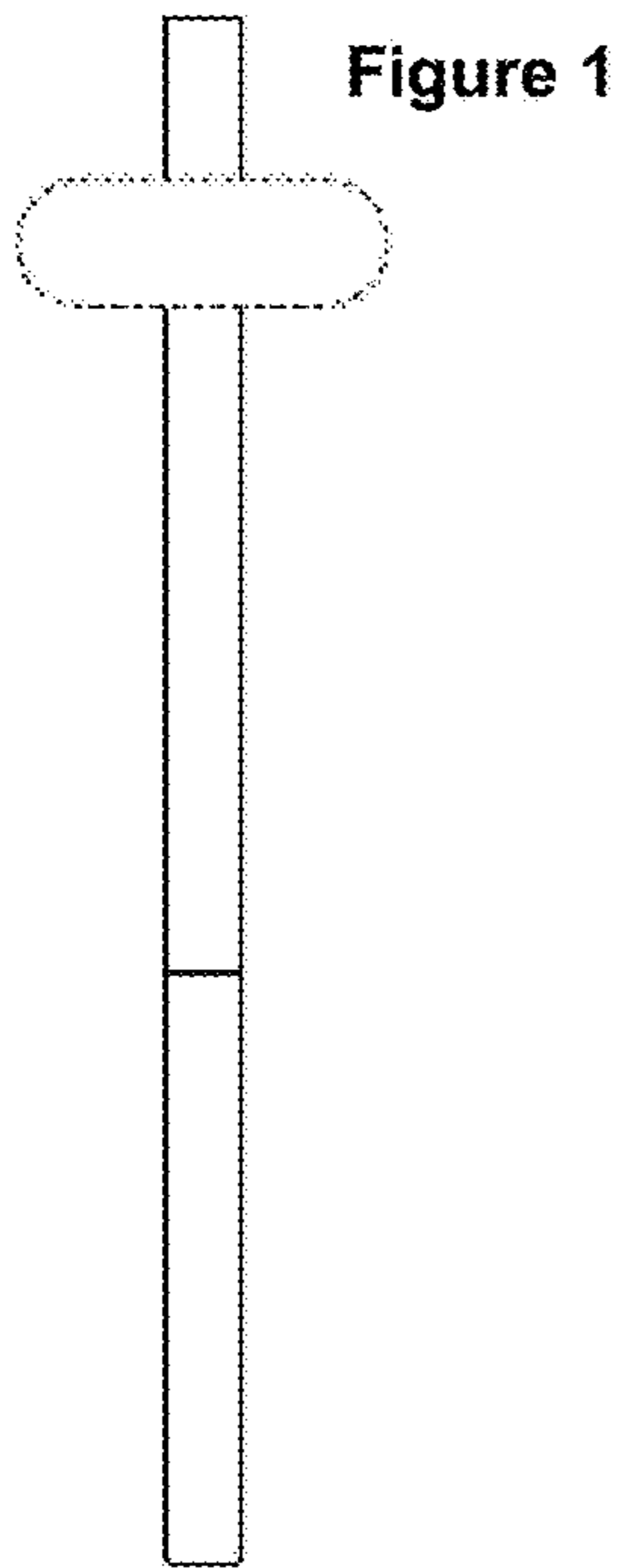
(57) **CLAIM**  
The ornamental design for a light pendant, as shown and described.

(56) **References Cited**  
U.S. PATENT DOCUMENTS  
D162,278 S \* 3/1951 Ainsworth ..... D26/78  
D440,638 S \* 4/2001 Lefroy-Brooks ..... D23/255  
D556,355 S \* 11/2007 Foster ..... D26/63  
D573,298 S \* 7/2008 Kinnune ..... D26/142  
D590,091 S \* 4/2009 Starck ..... D26/93  
D610,729 S \* 2/2010 Kushinskaya ..... D26/63  
D611,634 S \* 3/2010 Newhouse ..... D26/61  
D613,897 S \* 4/2010 Thun ..... D26/76  
D634,876 S \* 3/2011 McGrath ..... D26/79  
D657,906 S \* 4/2012 Yu ..... D26/138

**DESCRIPTION**  
FIG. 1 is a top view of a light pendant showing our new design in a ceiling light configuration;  
FIG. 2 is a front view thereof;  
FIG. 3 is a side view thereof;  
FIG. 4 is a top view of a light pendant showing our new design in a wall lamp configuration;  
FIG. 5 is a side view thereof;  
FIG. 6 is a front view thereof;  
FIG. 7 is a top view of a light pendant showing our new design in a floor lamp configuration;  
FIG. 8 is a front view thereof; and,  
FIG. 9 is a side view thereof.  
The broken lines represent portions of the light pendant that form no part of the claimed design.

**1 Claim, 3 Drawing Sheets**





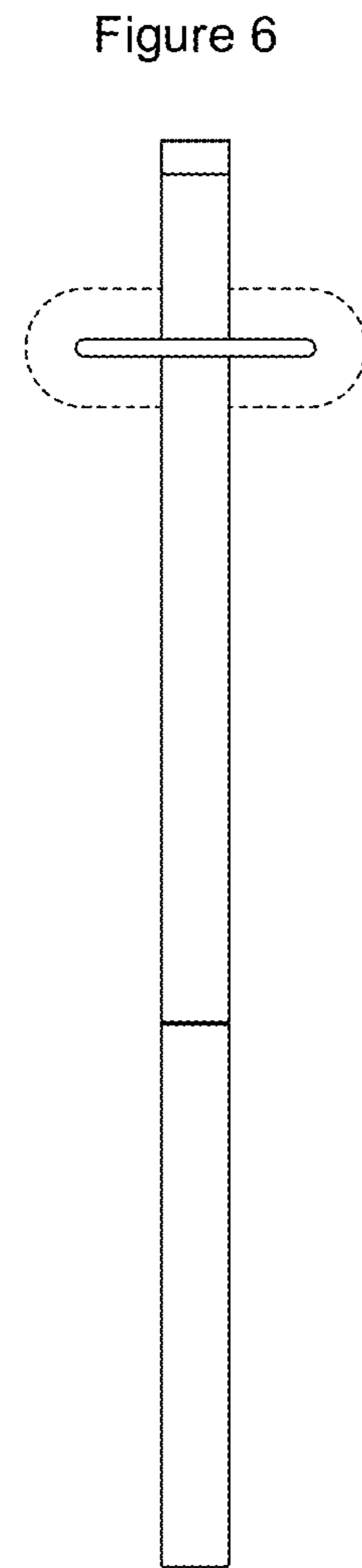
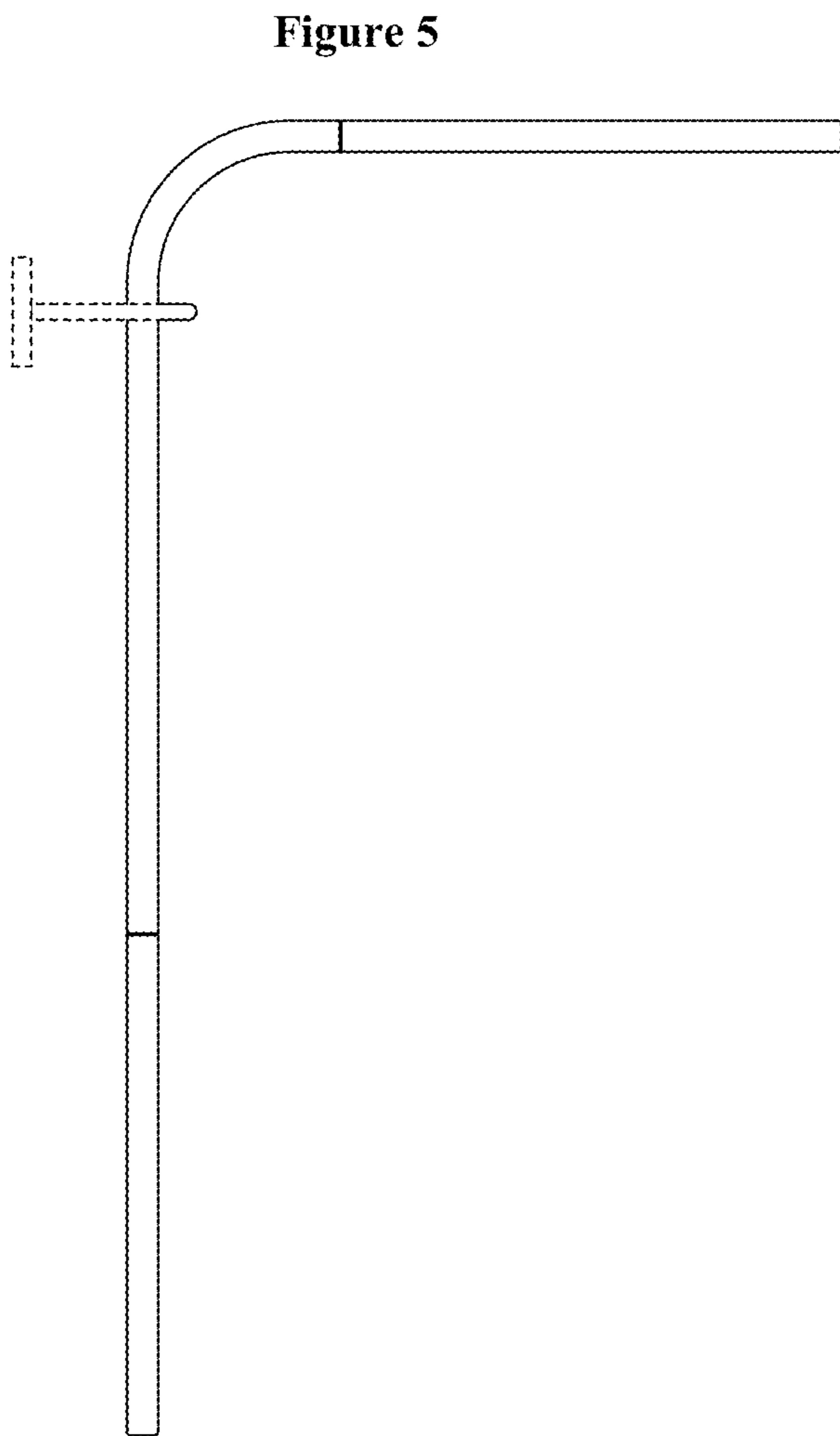
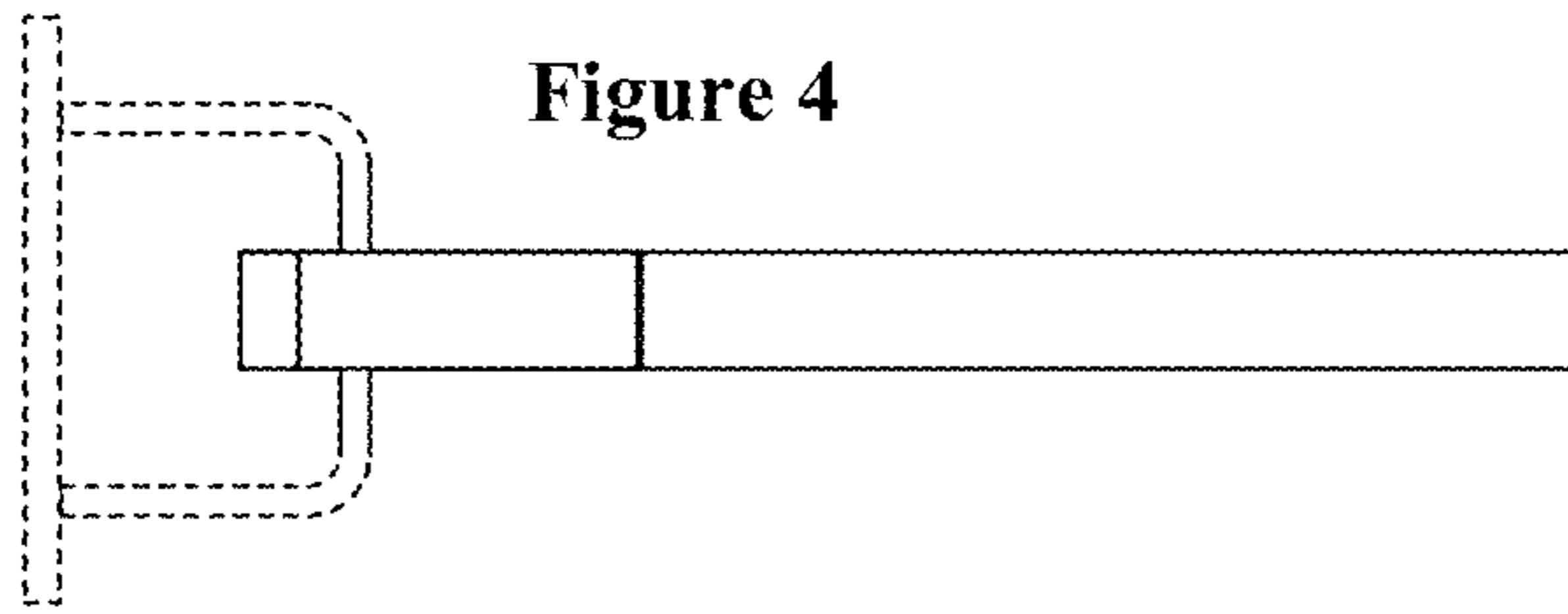


Figure 7

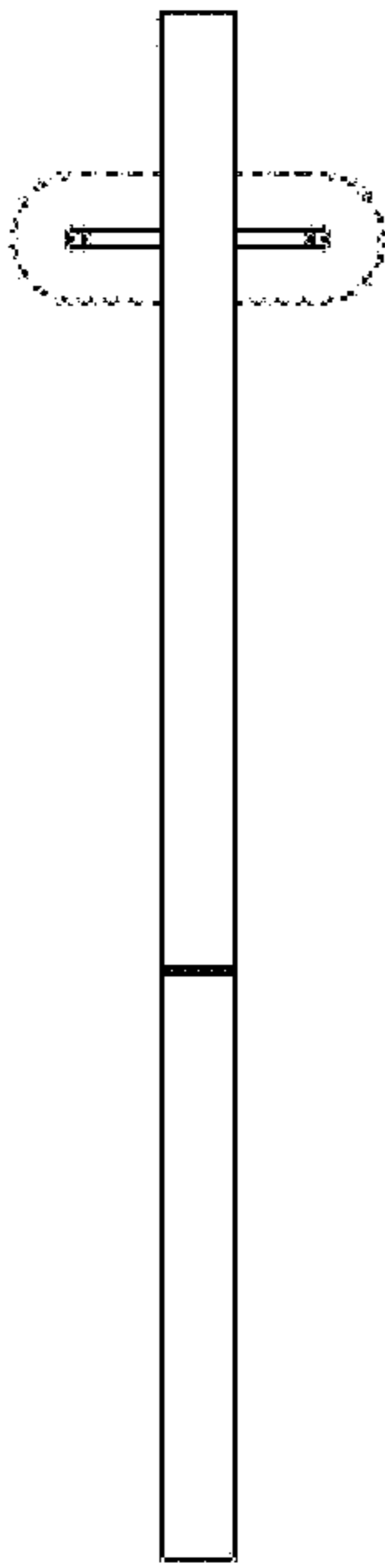


Figure 9

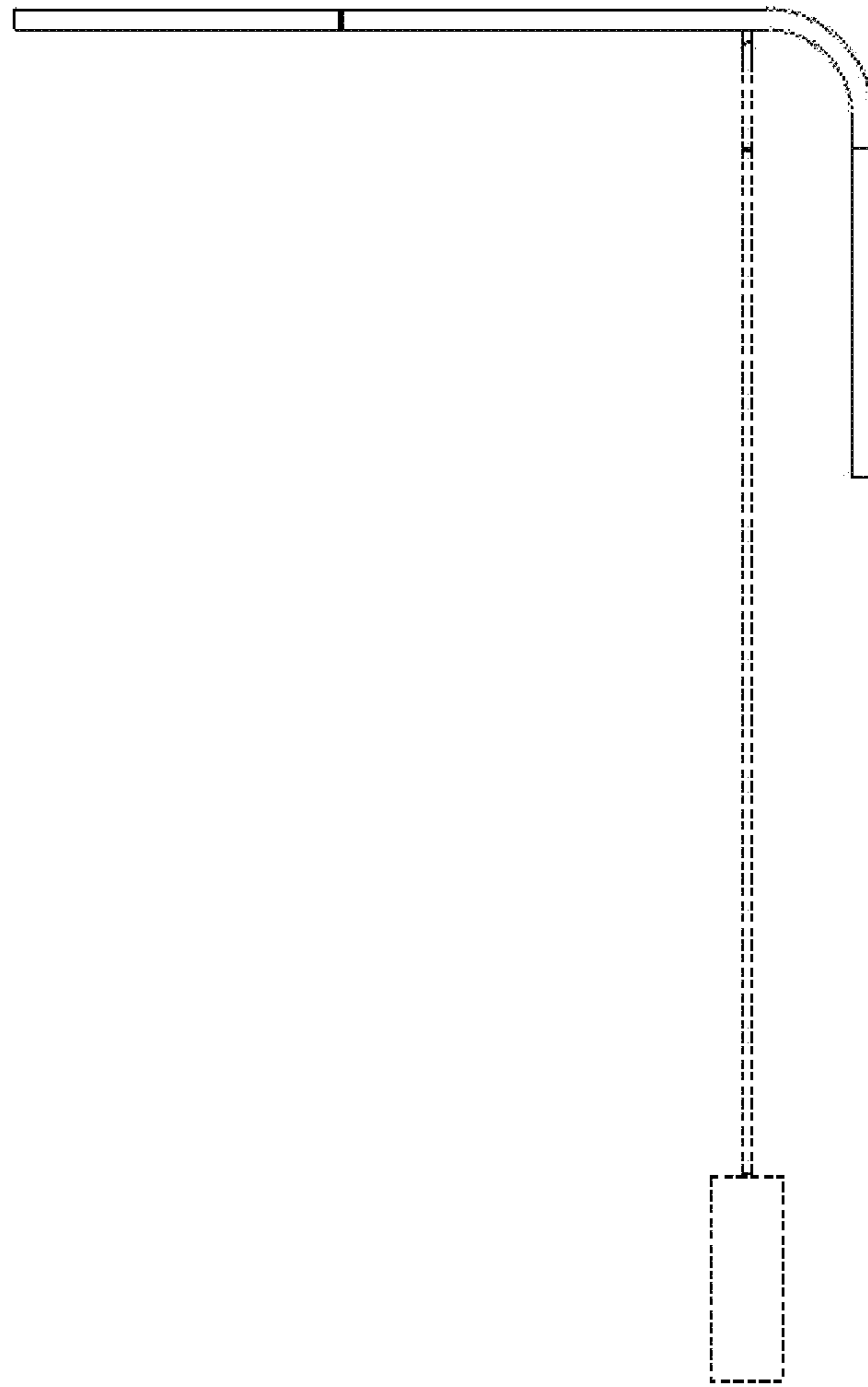


Figure 8

