



US00D876700S

(12) **United States Design Patent**
Patterson et al.

(10) **Patent No.:** **US D876,700 S**

(45) **Date of Patent:** **** Feb. 25, 2020**

(54) **LED LIGHTING FIXTURE**

(71) Applicants: **Jaxon Patterson**, Rio Rancho, NM (US); **Steve Kellison**, Rio Rancho, NM (US); **David Patterson**, Rio Rancho, NM (US)

(72) Inventors: **Jaxon Patterson**, Rio Rancho, NM (US); **Steve Kellison**, Rio Rancho, NM (US); **David Patterson**, Rio Rancho, NM (US)

(73) Assignee: **INSIGHT LIGHTING, INC.**, Rio Rancho, NM (US)

(**) Term: **15 Years**

(21) Appl. No.: **29/691,848**

(22) Filed: **May 20, 2019**

(51) **LOC (12) Cl.** **26-04**

(52) **U.S. Cl.**
USPC **D26/76**

(58) **Field of Classification Search**

USPC D26/72, 74, 76, 78-83, 85, 86, 88, 90, D26/93, 111, 113, 118, 119, 120, 121, D26/122, 138, 139, 140, 141, 142, 152
CPC F21S 2/00; F21S 4/00; F21S 4/003; F21S 4/005; F21S 4/006; F21S 4/007; F21S 4/008; F21S 6/00; F21S 8/00; F21S 8/024; F21S 8/026; F21S 8/031; F21S 8/033; F21S 8/035-037; F21S 8/04; F21S 8/043; F21S 8/063

See application file for complete search history.

(56) **References Cited**

U.S. PATENT DOCUMENTS

D578,699 S * 10/2008 Ohno D26/72
D610,293 S * 2/2010 Klaus D26/76

D621,989 S * 8/2010 Proner D26/76
D629,553 S * 12/2010 Gielen D26/76
D629,554 S * 12/2010 Gielen D26/76
D695,443 S * 12/2013 Kaule D26/76
D727,554 S * 4/2015 Clark D26/90
D751,237 S * 3/2016 Ferrier D26/90
D752,801 S * 3/2016 Martin D26/88
D766,487 S * 9/2016 Cai D26/76
D782,099 S * 3/2017 Orozco D26/85
D786,483 S * 5/2017 Sonneman D26/90
D806,926 S * 1/2018 Goetz-Schaefer D26/76
D808,566 S * 1/2018 Goetz-Schaefer D26/76
D861,960 S * 10/2019 Ng D26/90

* cited by examiner

Primary Examiner — Natasha Vujcic

(74) *Attorney, Agent, or Firm* — Rod D. Baker

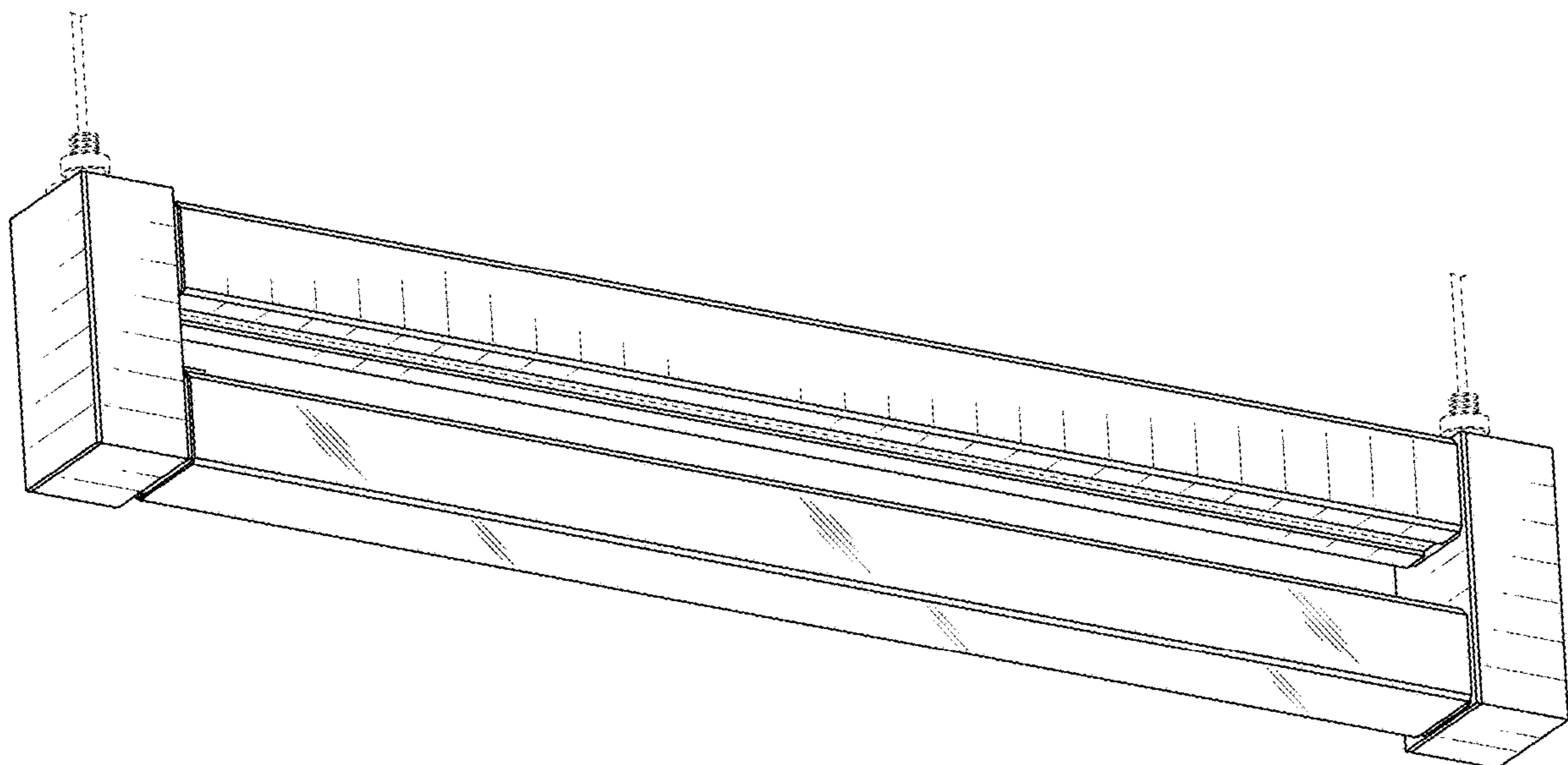
(57) **CLAIM**

We claim, the ornamental design for an LED lighting fixture, as shown and described.

DESCRIPTION

FIG. 1 is a bottom perspective view of an LED lighting fixture showing the ornamental design;
FIG. 2 is a top perspective view thereof;
FIG. 3 is a right side elevation view thereof;
FIG. 4 is a left side elevation view thereof;
FIG. 5 is front end view thereof, the back end being a mirror image;
FIG. 6 is a top plan view thereof; and,
FIG. 7 is a bottom view thereof.
The broken lines in the drawings illustrate portions of the LED lighting fixture which form no part of the claimed design.

1 Claim, 5 Drawing Sheets



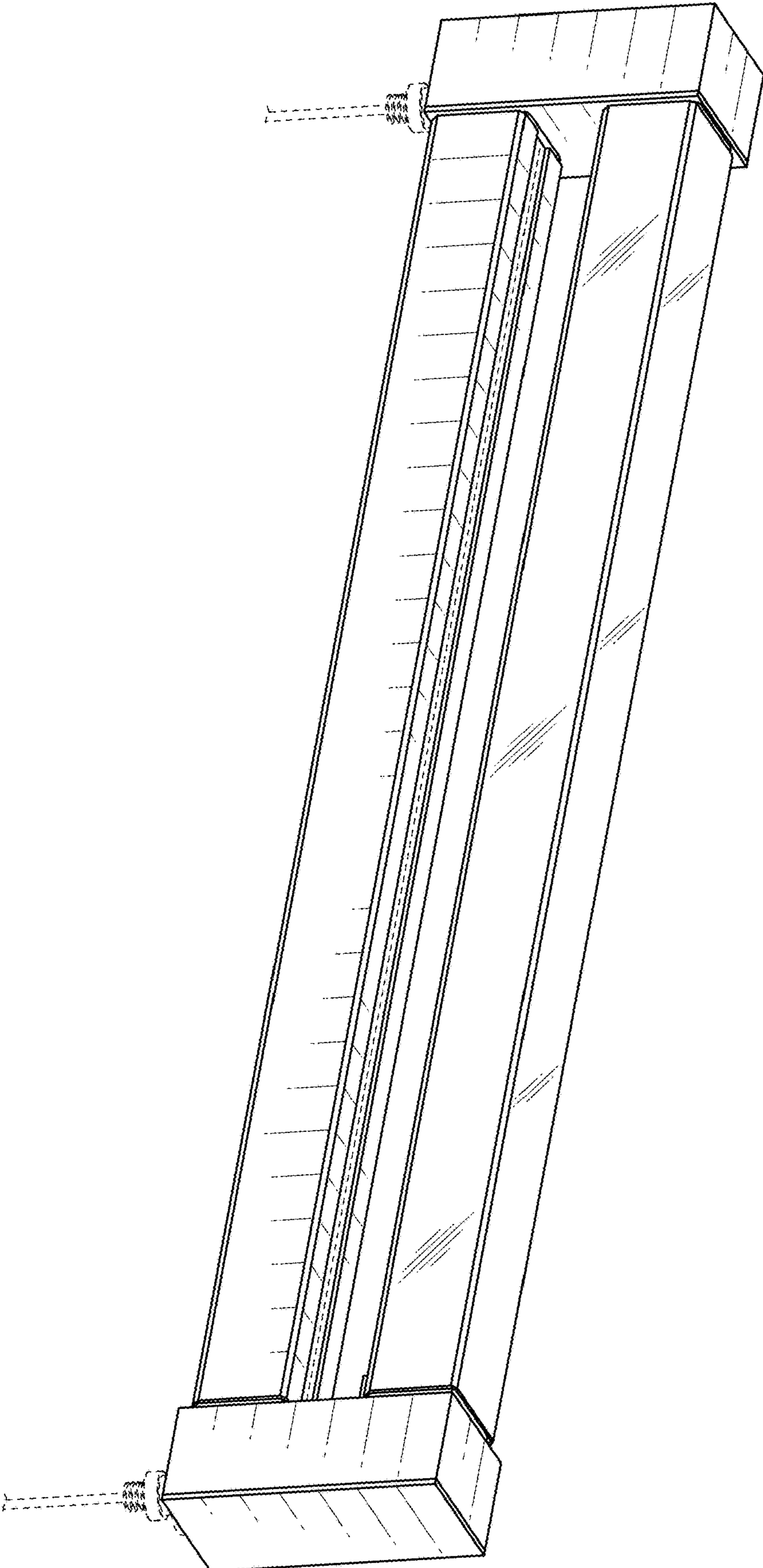


FIG. 1

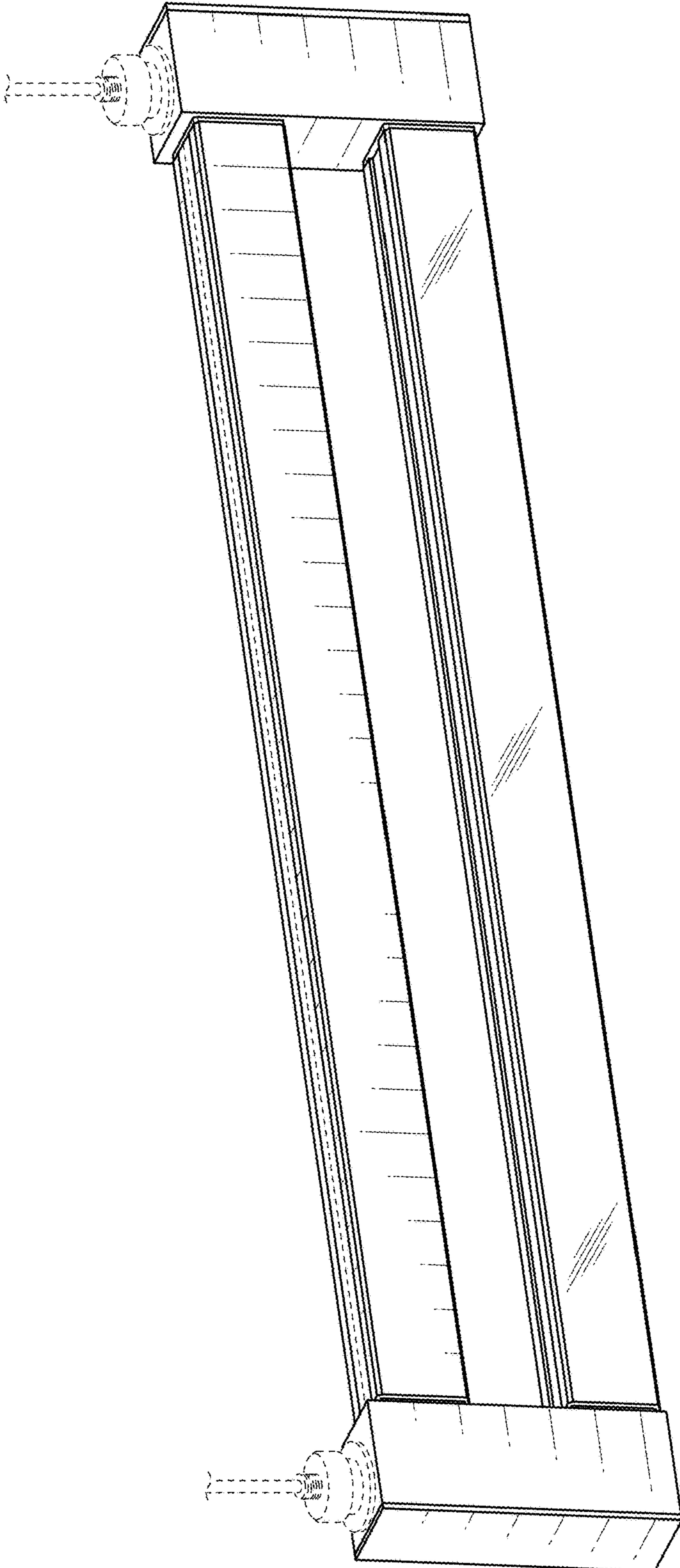


FIG. 2

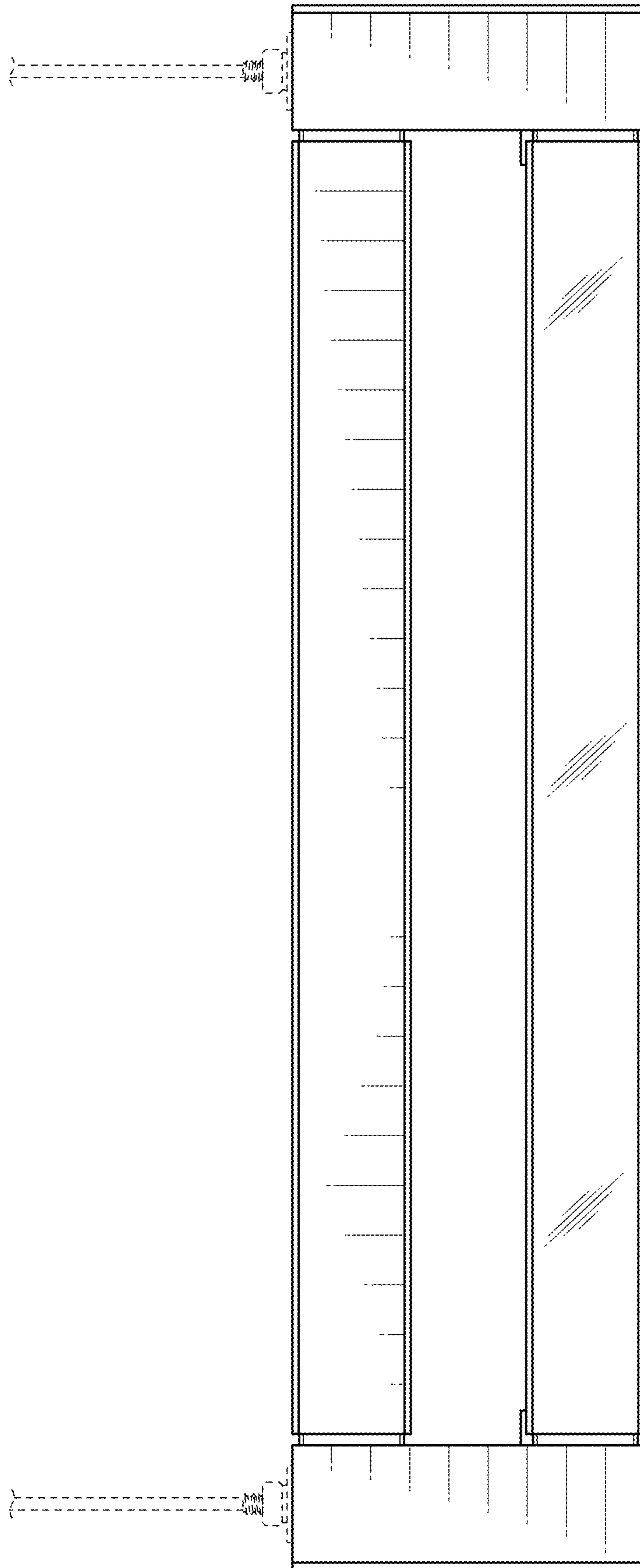


FIG. 3

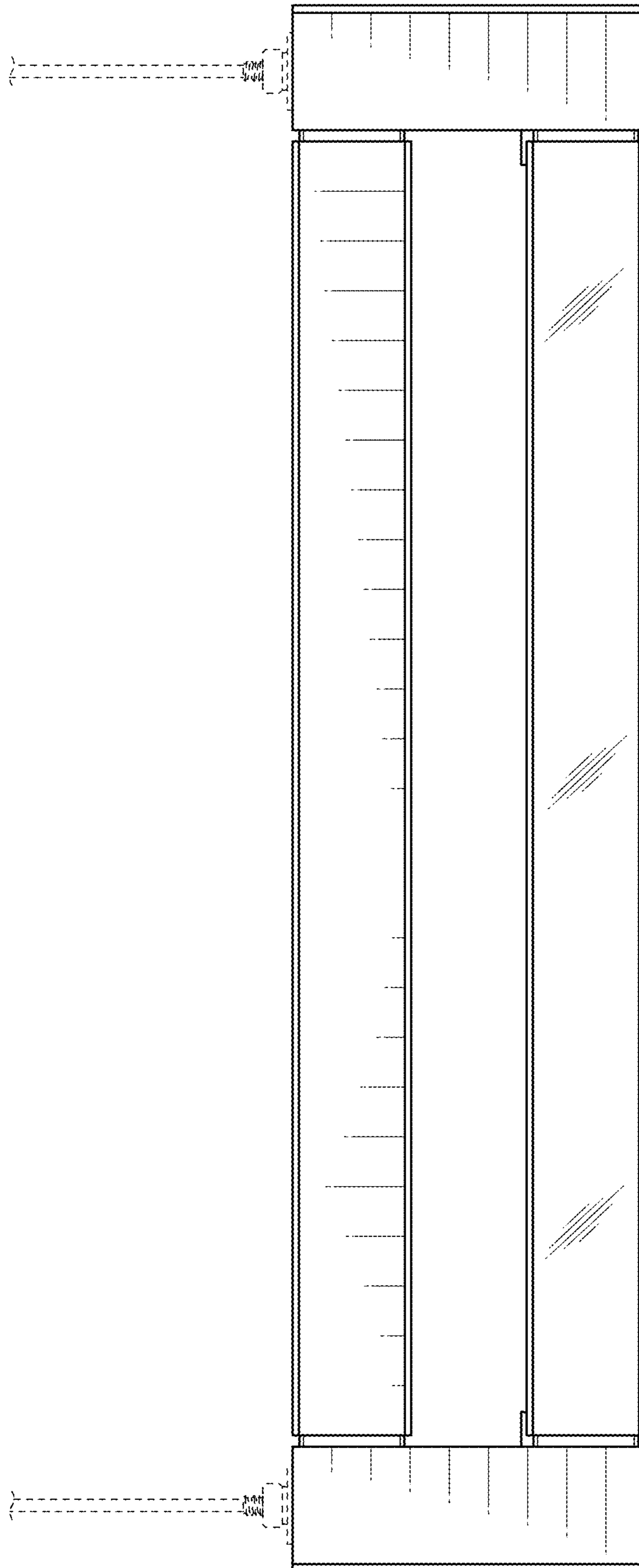


FIG. 4

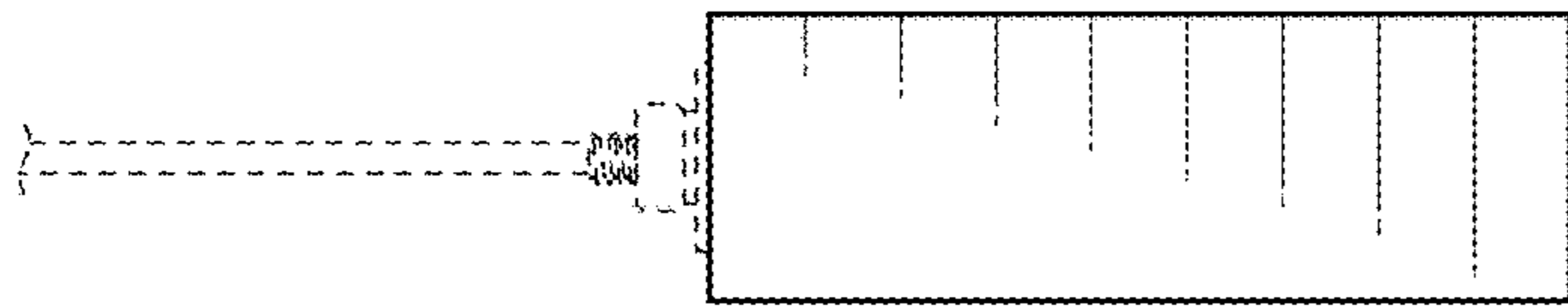


FIG. 5

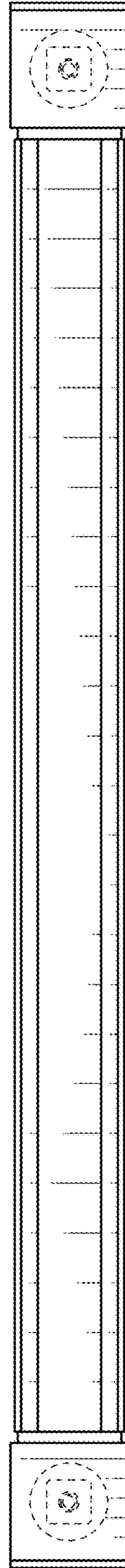


FIG. 6




FIG. 7