



US00D876691S

(12) **United States Design Patent**
Morelock et al.

(10) **Patent No.:** **US D876,691 S**

(45) **Date of Patent:** **** Feb. 25, 2020**

(54) **AUXILIARY LIGHT FOR A MOTORCYCLE
SIDE CASE**

D469,196 S * 1/2003 Ohsawa D26/35
D706,967 S * 6/2014 Lai D26/35

* cited by examiner

(71) Applicant: **Custom Dynamics, LLC**, Youngsville,
NC (US)

Primary Examiner — Marcus A Jackson

(72) Inventors: **David Morelock**, Escondido, CA (US);
Travis Downing, Carlsbad, CA (US)

(74) *Attorney, Agent, or Firm* — Michael Best &
Friedrich LLP

(73) Assignee: **CUSTOM DYNAMICS, LLC**,
Youngsville, NC (US)

(57) **CLAIM**

(**) Term: **15 Years**

The ornamental design for an auxiliary light for a motor-
cycle side case, as shown and described.

(21) Appl. No.: **29/657,555**

DESCRIPTION

(22) Filed: **Jul. 24, 2018**

(51) **LOC (12) Cl.** **26-06**

(52) **U.S. Cl.**
USPC **D26/35; D12/114**

(58) **Field of Classification Search**
USPC D26/28–36, 139; D12/114
CPC F21S 48/00; F21S 48/10; F21S 48/115;
F21S 48/225; F21S 48/1233; F21S
48/1266; F21S 48/1388; F21S 48/2268;
F21V 21/04; B60Q 9/13; B60Q 9/135;
B60Q 9/1375

See application file for complete search history.

FIG. 1 is a perspective view of the auxiliary light for a
motorcycle side case.

FIG. 2 is a front elevational view of the auxiliary light for
a motorcycle side case.

FIG. 3 is a back elevational view of the auxiliary light for a
motorcycle side case.

FIG. 4 is a top plan view of the auxiliary light for a
motorcycle side case.

FIG. 5 is a bottom plan view of the auxiliary light for a
motorcycle side case.

FIG. 6 is a side elevational view of the auxiliary light for a
motorcycle side case shown in FIG. 4; and,

FIG. 7 is a side elevational view of the opposite side of the
auxiliary light for a motorcycle side case shown in FIGS. 1
and 6.

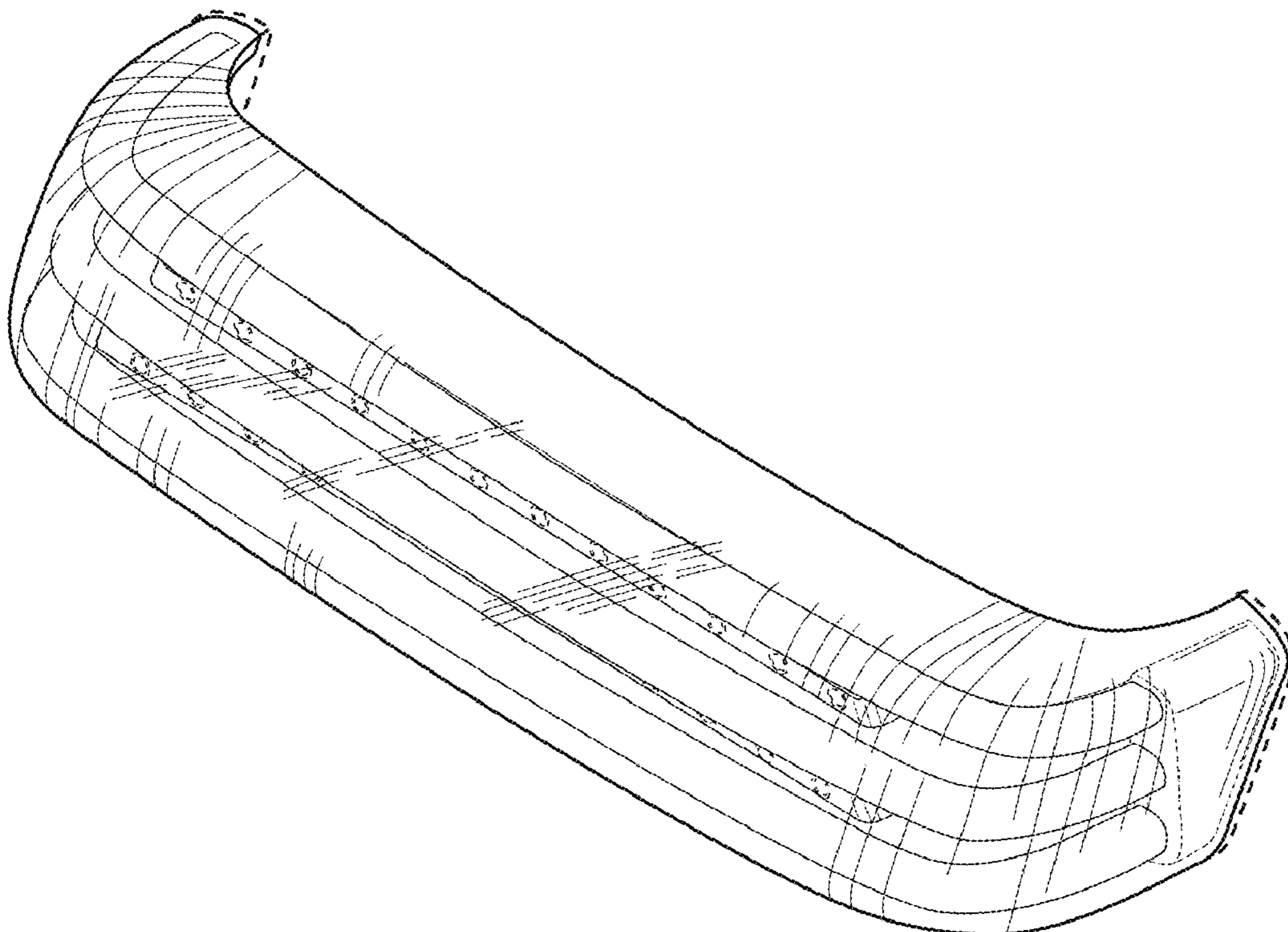
The broken lines form no part of the claimed design.

(56) **References Cited**

U.S. PATENT DOCUMENTS

D312,244 S * 11/1990 Collins D13/152
D449,393 S * 10/2001 Yamamoto D26/28

1 Claim, 4 Drawing Sheets



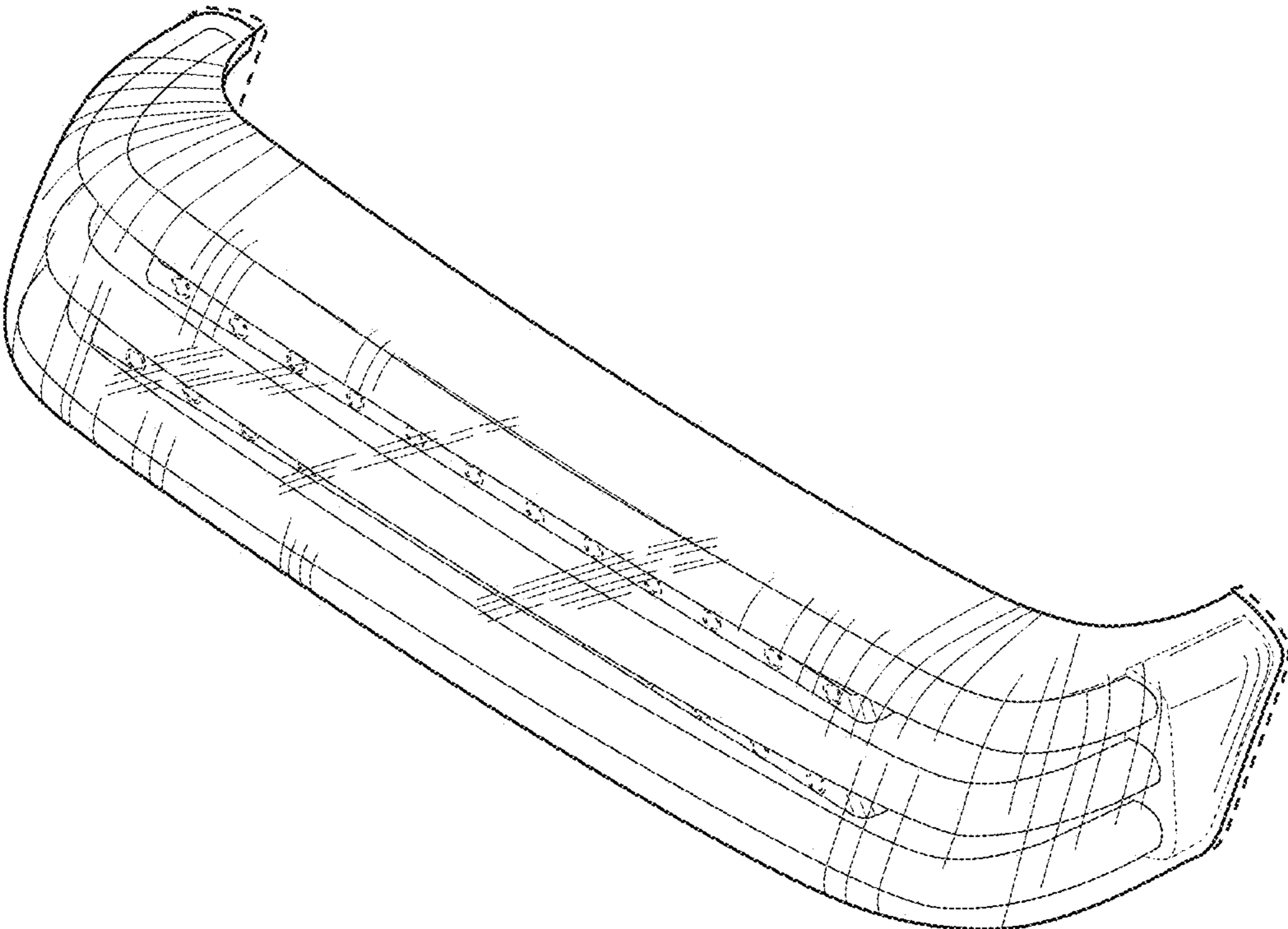


FIG. 1

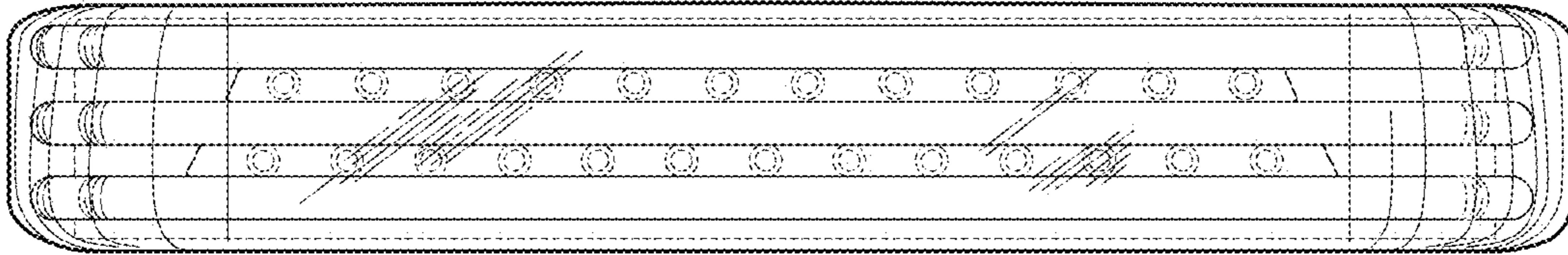


FIG. 2




FIG. 3




FIG. 4

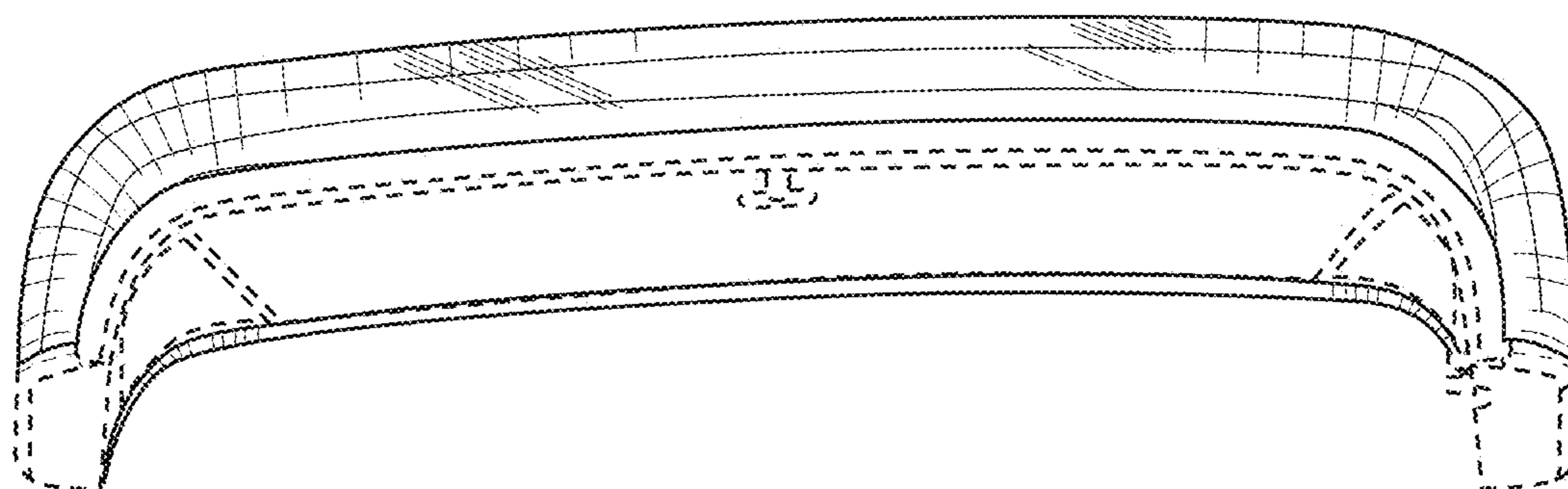


FIG. 5

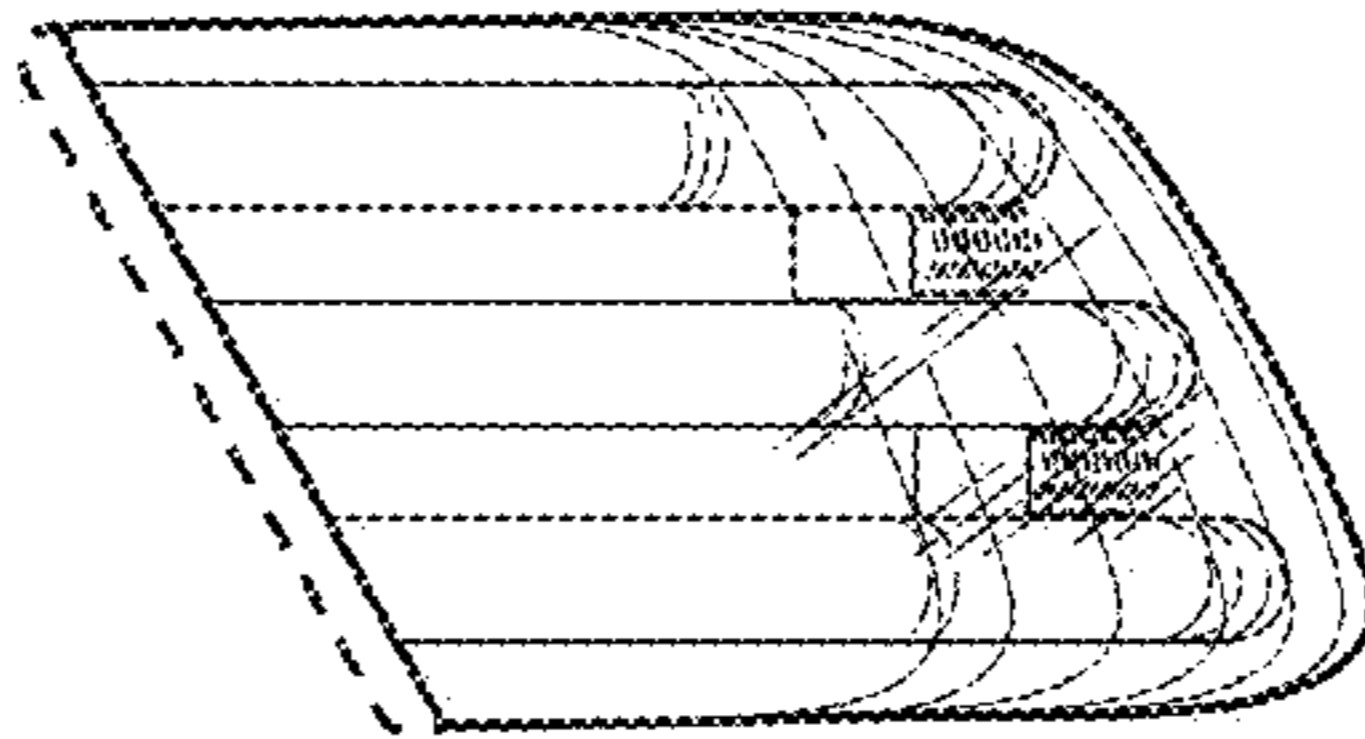


FIG. 6

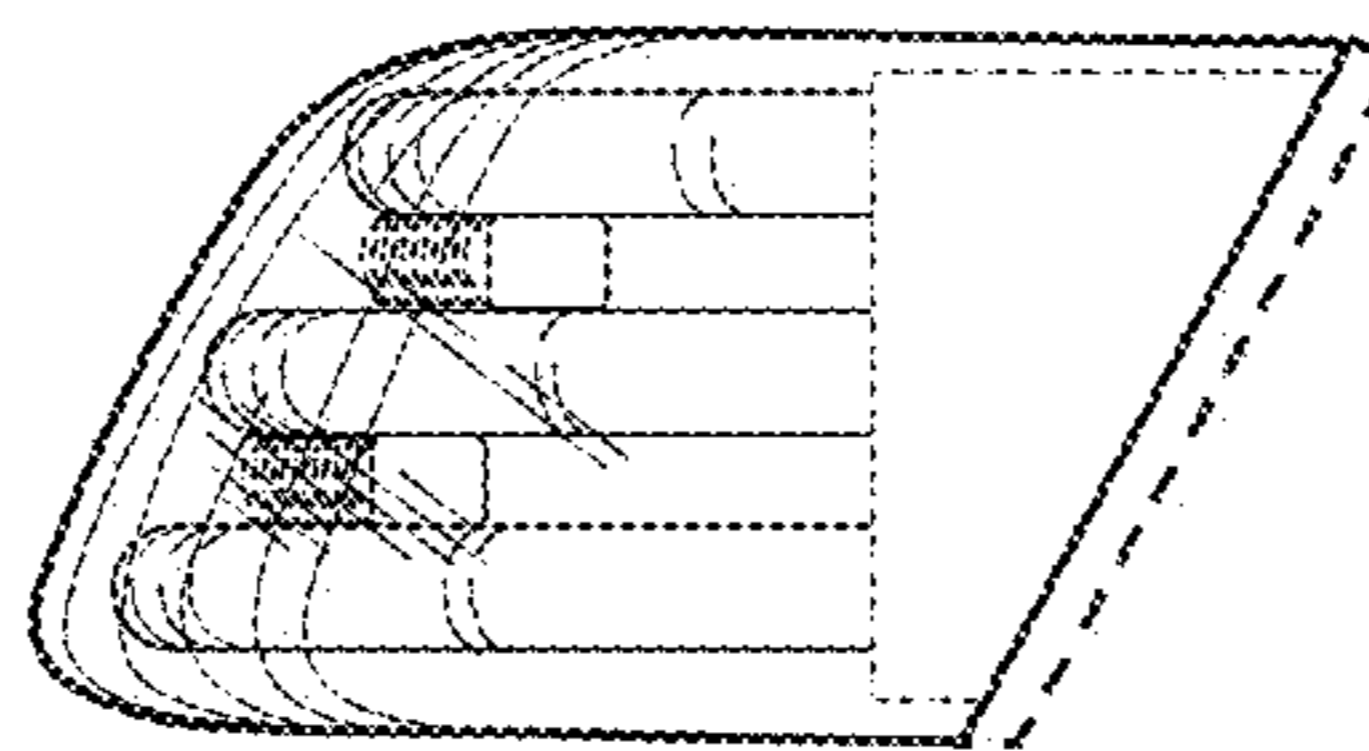


FIG. 7