



US00D876671S

(12) **United States Design Patent**
Bryant

(10) **Patent No.:** **US D876,671 S**

(45) **Date of Patent:** **** Feb. 25, 2020**

- (54) **DOOR THRESHOLD ASSEMBLY**
- (71) Applicant: **MJB Wood Group, Inc.**, Irving, TX
(US)
- (72) Inventor: **David C Bryant**, Richmond, IN (US)
- (73) Assignee: **MJB Wood Group, LLC**, Dallas, TX
(US)
- (**) Term: **15 Years**
- (21) Appl. No.: **29/631,918**
- (22) Filed: **Jan. 3, 2018**
- (51) **LOC (12) Cl.** **25-02**
- (52) **U.S. Cl.**
USPC **D25/48.2**
- (58) **Field of Classification Search**
USPC D25/48.3, 60, 119, 124, 125, 136, 164,
D25/199
CPC E06B 1/70; E06B 7/14; E06B 7/18; E06B
7/205; E06B 7/232; E06B 7/2314; E06B
7/2316; E06B 2001/707; E06B 3/9632
See application file for complete search history.

8,739,469 B1 * 6/2014 Fortun E06B 1/70
49/460
D742,032 S * 10/2015 Smith D25/48.2
D766,458 S * 9/2016 Chapman D25/48.2
(Continued)

FOREIGN PATENT DOCUMENTS

GB 2033189 * 1/1994
GB 4005853 * 7/2008

OTHER PUBLICATIONS

GPI Millworks 2017 Product Book <http://gpimillworks.com/wp-content/uploads/2017/04/2017-Product-Book-20170403.pdf> Apr. 3, 2017 (Year: 2017).*

(Continued)

Primary Examiner — Leanne Was-Englehart
(74) *Attorney, Agent, or Firm* — Davidson Law Group, ALC

(57) **CLAIM**

I claim the ornamental design for a door threshold assembly, as shown and described.

DESCRIPTION

FIG. 1 is a perspective view of the door threshold assembly, showing my new design;
FIG. 2 is a front side view thereof;
FIG. 3 is a back side view thereof;
FIG. 4 is a right side view thereof;
FIG. 5 is a left side view thereof;
FIG. 6 is a top view thereof; and,
FIG. 7 is a bottom view thereof.

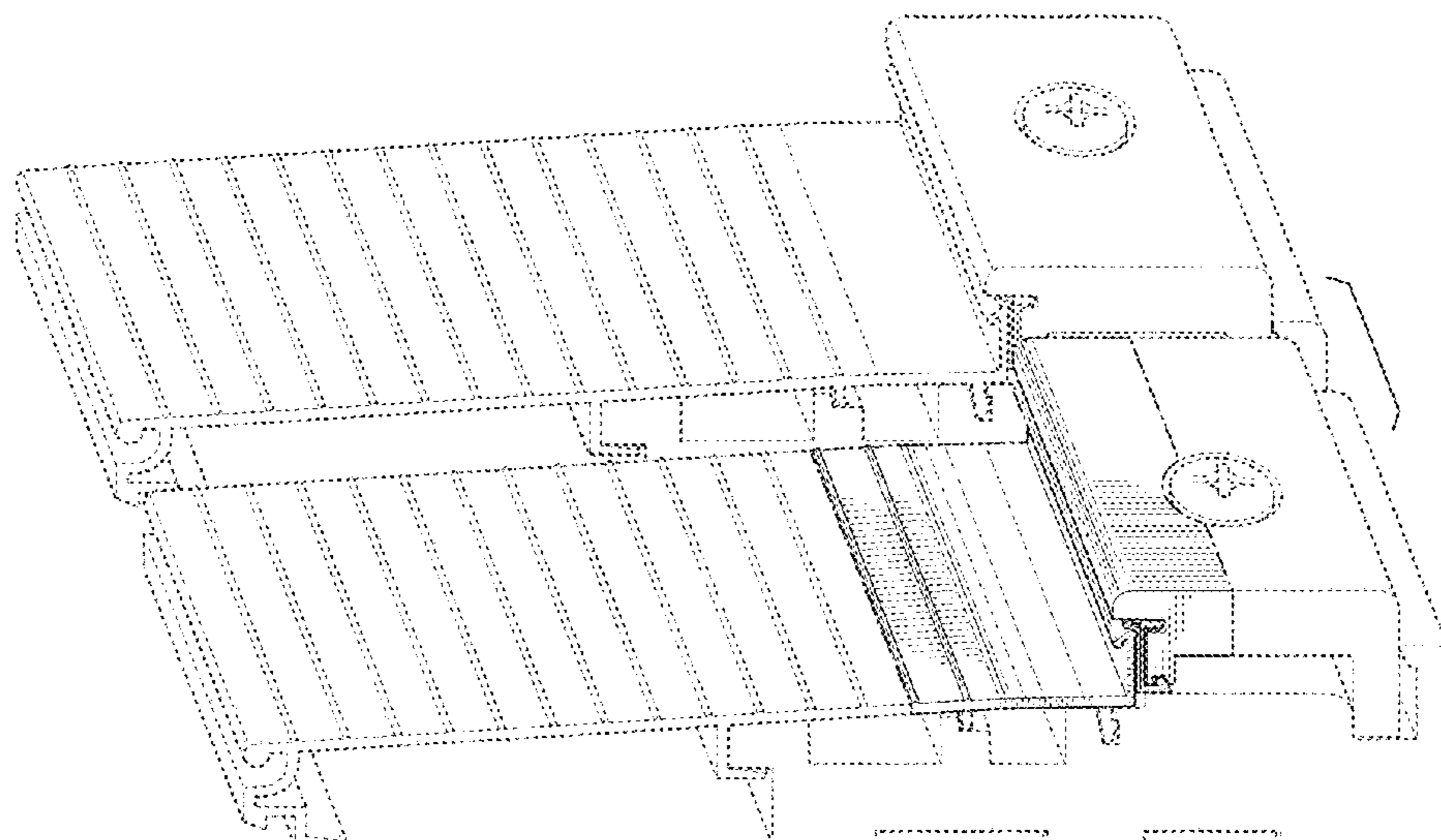
The evenly spaced broken lines depict portions of the door threshold assembly that form no part of the claimed design. The dot-dash broken lines depict the bounds of the claim, and form no part of the claimed design. The drawings contain a symbolic break. The portion between the break lines faints no part of the claimed design.

1 Claim, 6 Drawing Sheets

(56) **References Cited**

U.S. PATENT DOCUMENTS

- D354,572 S * 1/1995 Headrick D25/48.2
- D366,119 S * 1/1996 Headrick D25/48.2
- 6,345,477 B1 * 2/2002 Kepler E06B 1/70
49/468
- D460,563 S * 7/2002 Babka D25/48.2
- 6,484,446 B2 * 11/2002 Young E06B 1/70
49/469
- D474,844 S * 5/2003 Babka D25/48.2
- 7,389,611 B2 * 6/2008 Palenske E06B 1/70
49/468
- 8,413,383 B2 * 4/2013 Van Camp E06B 1/70
49/468
- 8,567,128 B2 * 10/2013 Van Camp E06B 1/70
49/468



(56)

References Cited

U.S. PATENT DOCUMENTS

9,528,314 B2 * 12/2016 Mitchell E06B 7/18
D812,772 S * 3/2018 Chapman D25/48.2
D820,470 S * 6/2018 Chapman D25/48.2
10,066,433 B2 * 9/2018 Van Camp E06B 1/70
10,077,593 B2 * 9/2018 Meeks E06B 1/70
2004/0139667 A1 * 7/2004 Massey E05C 9/1808
52/204.1

OTHER PUBLICATIONS

Patent Citation for U.S. Pat. No. 6,345,477, accessed Dec. 17, 2017.

* cited by examiner

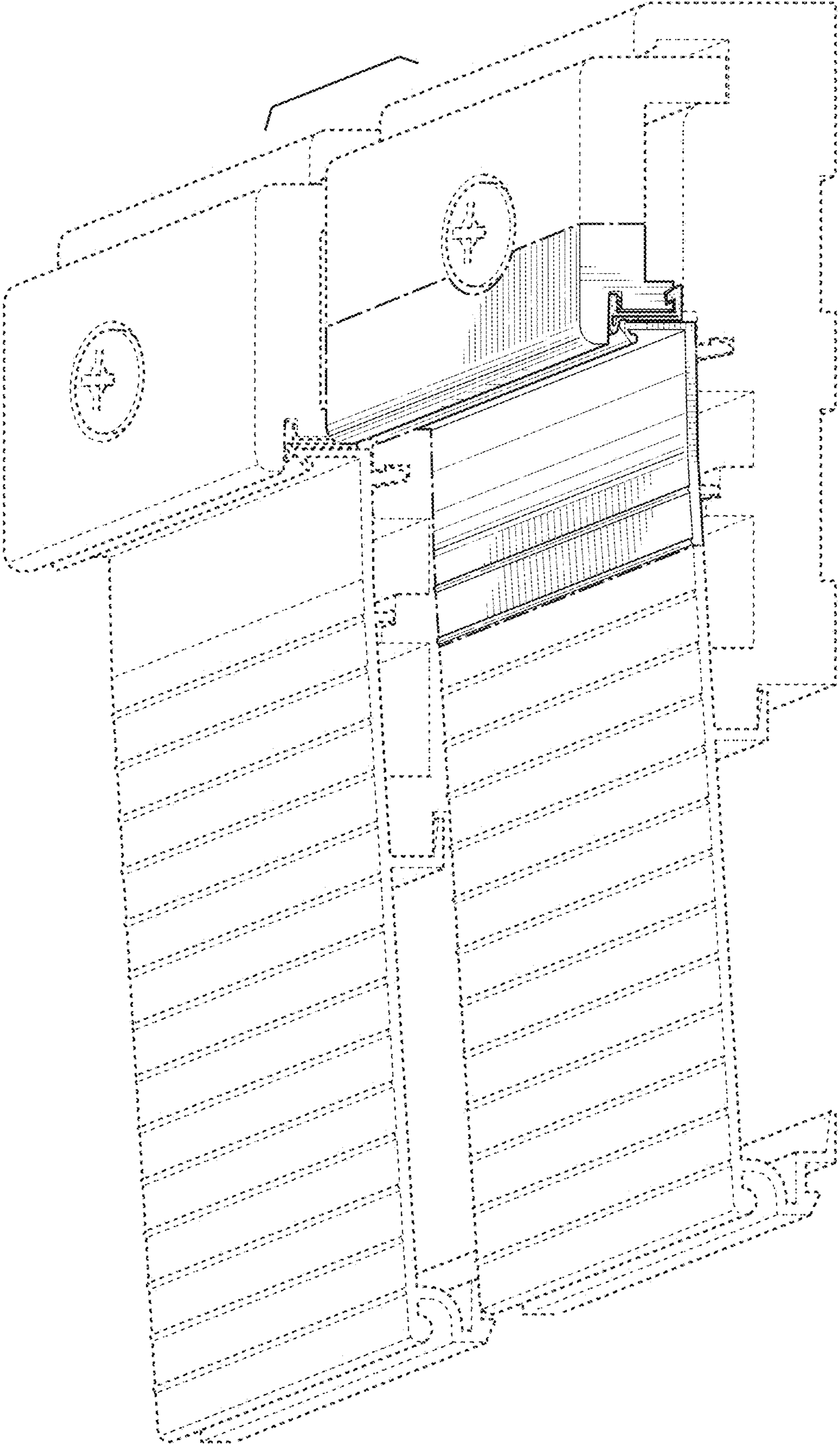


FIG. 1

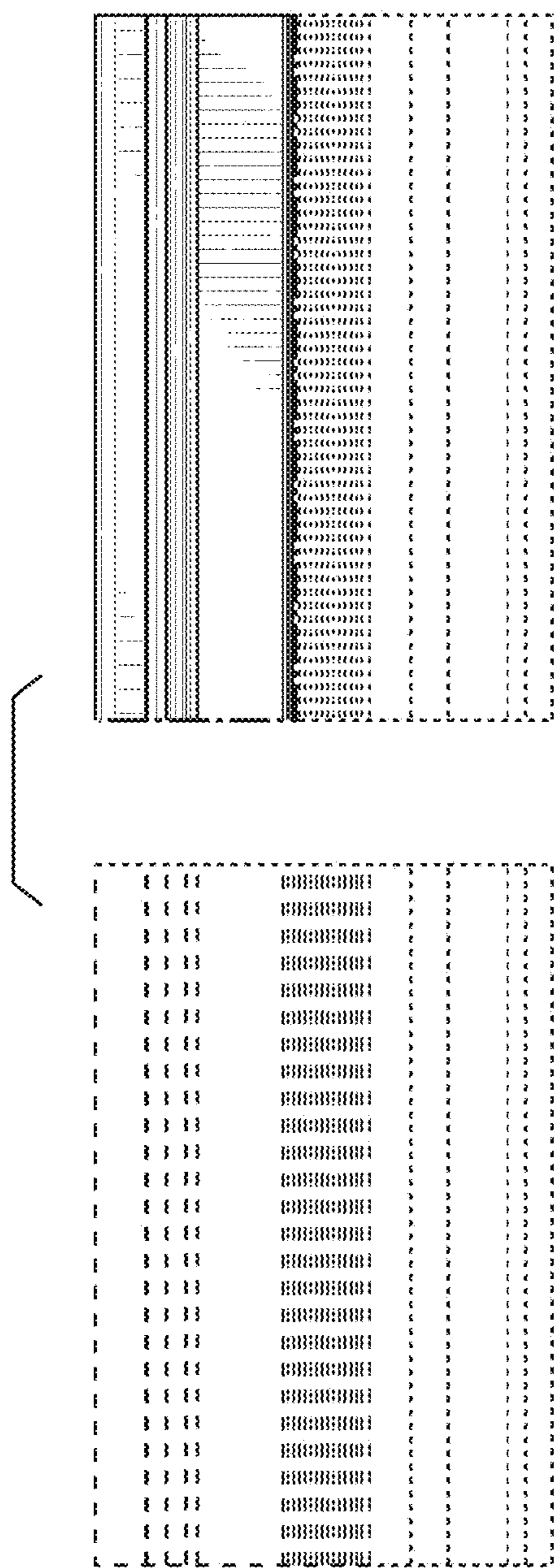


FIG. 2

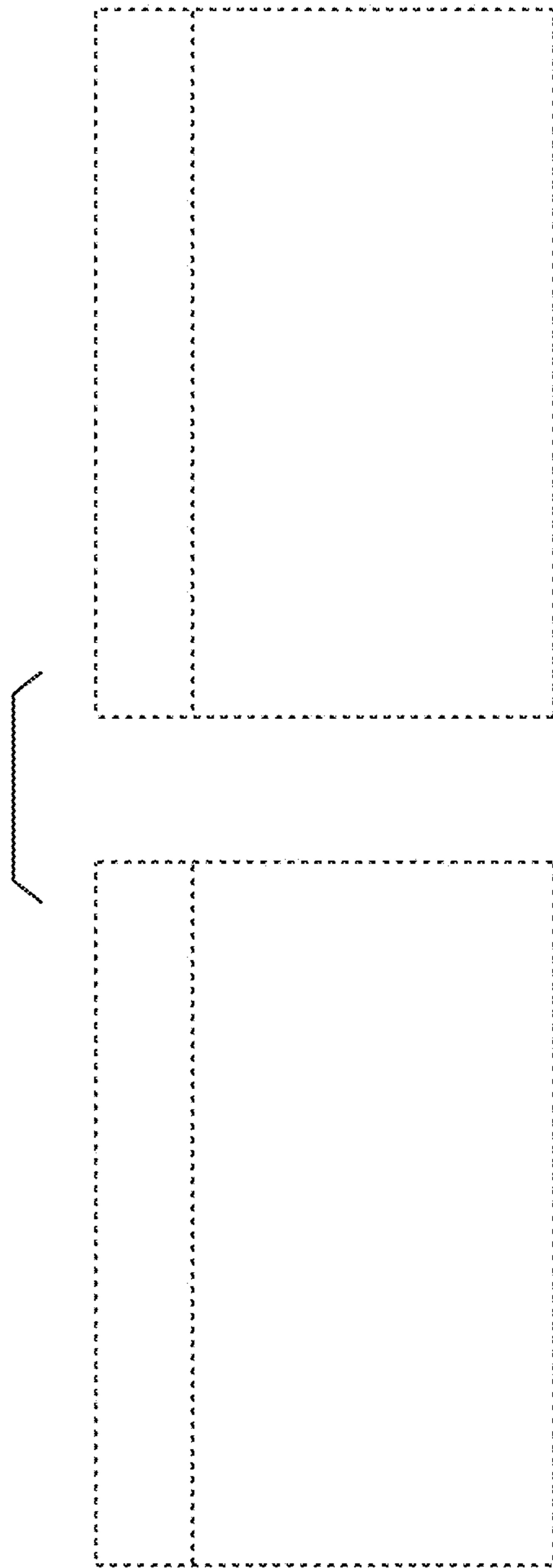


FIG. 3

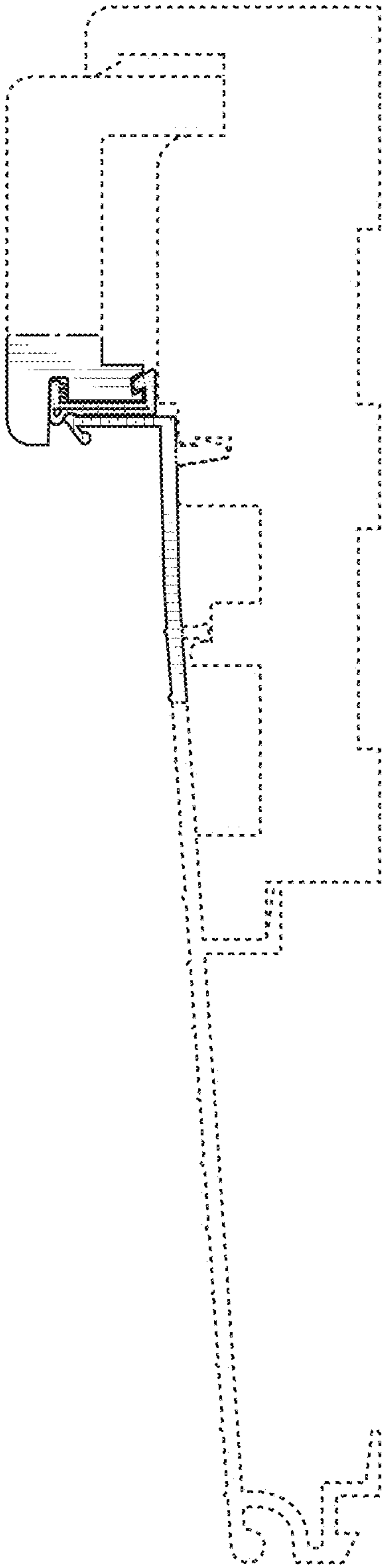


FIG. 4

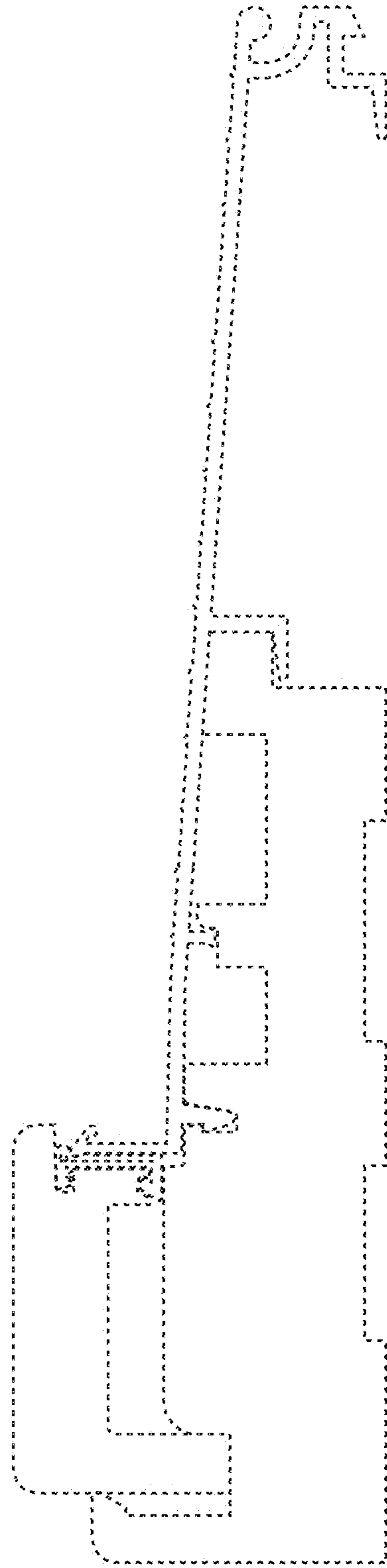



FIG. 5






FIG. 7