



US00D876652S

(12) **United States Design Patent** (10) **Patent No.:** **US D876,652 S**  
**Combs** (45) **Date of Patent:** **\*\* Feb. 25, 2020**

(54) **KNEE COMFORT PAD**  
(71) Applicant: **William Miles Combs**, Lihue, HI (US)  
(72) Inventor: **William Miles Combs**, Lihue, HI (US)  
(\*\*) Term: **15 Years**  
(21) Appl. No.: **29/653,192**  
(22) Filed: **Jun. 13, 2018**  
(51) **LOC (12) Cl.** ..... **24-04**  
(52) **U.S. Cl.**  
USPC ..... **D24/190**  
(58) **Field of Classification Search**  
USPC ..... D24/133, 189, 190, 200, 205, 211-215,  
D24/192, 206; D29/120.1, 121.1  
CPC ..... A41D 13/015; A41D 13/0543; A63B  
71/1225  
See application file for complete search history.

D743,566 S \* 11/2015 Arbesman ..... D24/189  
D762,869 S \* 8/2016 Beckman ..... D24/206  
D777,334 S \* 1/2017 Souney ..... D24/190  
D779,075 S 2/2017 Fried  
D786,447 S \* 5/2017 Bigelow ..... D24/206  
D793,568 S 8/2017 Wong  
D795,442 S \* 8/2017 Arbesman ..... D24/189  
D797,301 S \* 9/2017 Chen ..... D24/200  
D797,948 S \* 9/2017 Matsushita ..... D24/200  
D799,708 S 10/2017 Cox  
D800,324 S 10/2017 Cox  
D800,326 S 10/2017 Cox  
D802,154 S 11/2017 Ceccarelli  
D810,309 S 2/2018 Forbes et al.  
D810,310 S 2/2018 McMillan et al.

(Continued)

**OTHER PUBLICATIONS**

Duluth Trading Co. Ultimate Knee Pad Inserts. No date specified.  
<https://www.duluthtrading.com/ultimate-knee-pad-inserts-35536.html> (Year: 0).\*

*Primary Examiner* — Darcey E Gottschalk  
(74) *Attorney, Agent, or Firm* — Dunlap Bennett & Ludwig PLLC; Brendan E. Squire

(56) **References Cited**  
U.S. PATENT DOCUMENTS

1,373,377 A 3/1921 Albin et al.  
D245,429 S 8/1977 Arluck  
D265,248 S 6/1982 Grigorieff  
D267,511 S \* 1/1983 Morgan ..... D24/190  
4,414,965 A 11/1983 Mauldin et al.  
4,632,106 A 12/1986 Gamm  
D334,827 S 4/1993 Brown  
5,306,230 A 4/1994 Bodine  
D349,768 S 8/1994 Rabe  
D370,533 S 6/1996 Kilbey  
D382,344 S 8/1997 Swedberg et al.  
D441,082 S 4/2001 Ruscitti  
D468,020 S 12/2002 Hoffman  
D470,592 S \* 2/2003 Dunshee ..... D24/189  
D471,985 S \* 3/2003 Dunshee ..... D24/189  
D510,140 S \* 9/2005 Brown ..... D24/190  
D519,638 S 4/2006 Nordt et al.  
D548,845 S 8/2007 Pfeiffer  
D608,895 S 1/2010 Farrell et al.  
D616,553 S \* 5/2010 Arbesman ..... D24/190

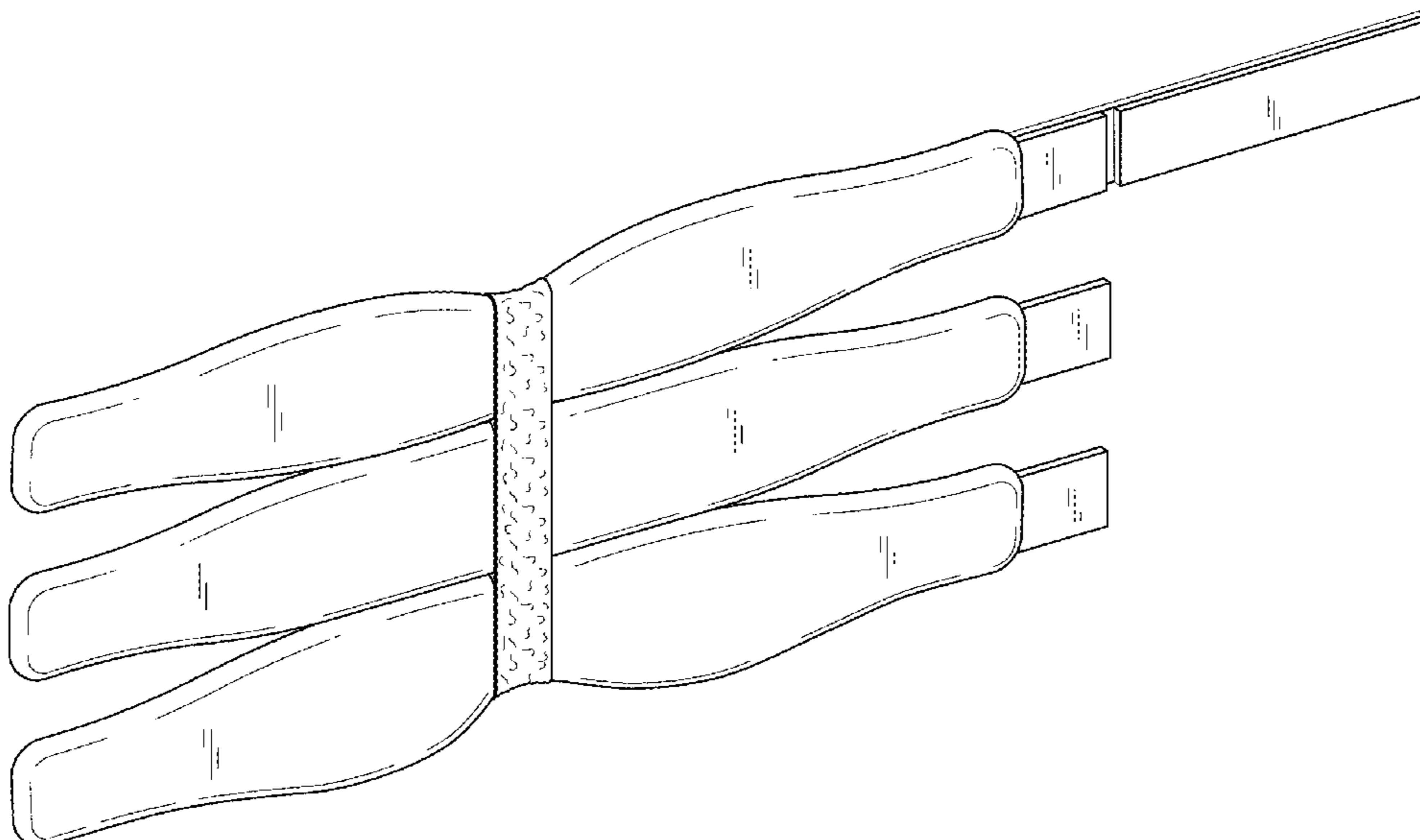
(57) **CLAIM**

The ornamental design for a knee comfort pad, as shown and described.

**DESCRIPTION**

FIG. 1 is a front perspective view of the knee comfort pad showing my new design;  
FIG. 2 is a front elevation view thereof;  
FIG. 3 is a rear elevation view thereof;  
FIG. 4 is a left side elevation view thereof;  
FIG. 5 is a right side elevation view thereof;  
FIG. 6 is a top plan view thereof; and,  
FIG. 7 is a bottom plan view thereof.

**1 Claim, 3 Drawing Sheets**



(56)

**References Cited**

U.S. PATENT DOCUMENTS

D834,208 S	*	11/2018	Wennen .....	D24/200
D846,133 S	*	4/2019	Matsushita .....	D24/200
D857,214 S	*	8/2019	Matsushita .....	D24/200
D860,466 S	*	9/2019	Chiang .....	D24/190

\* cited by examiner

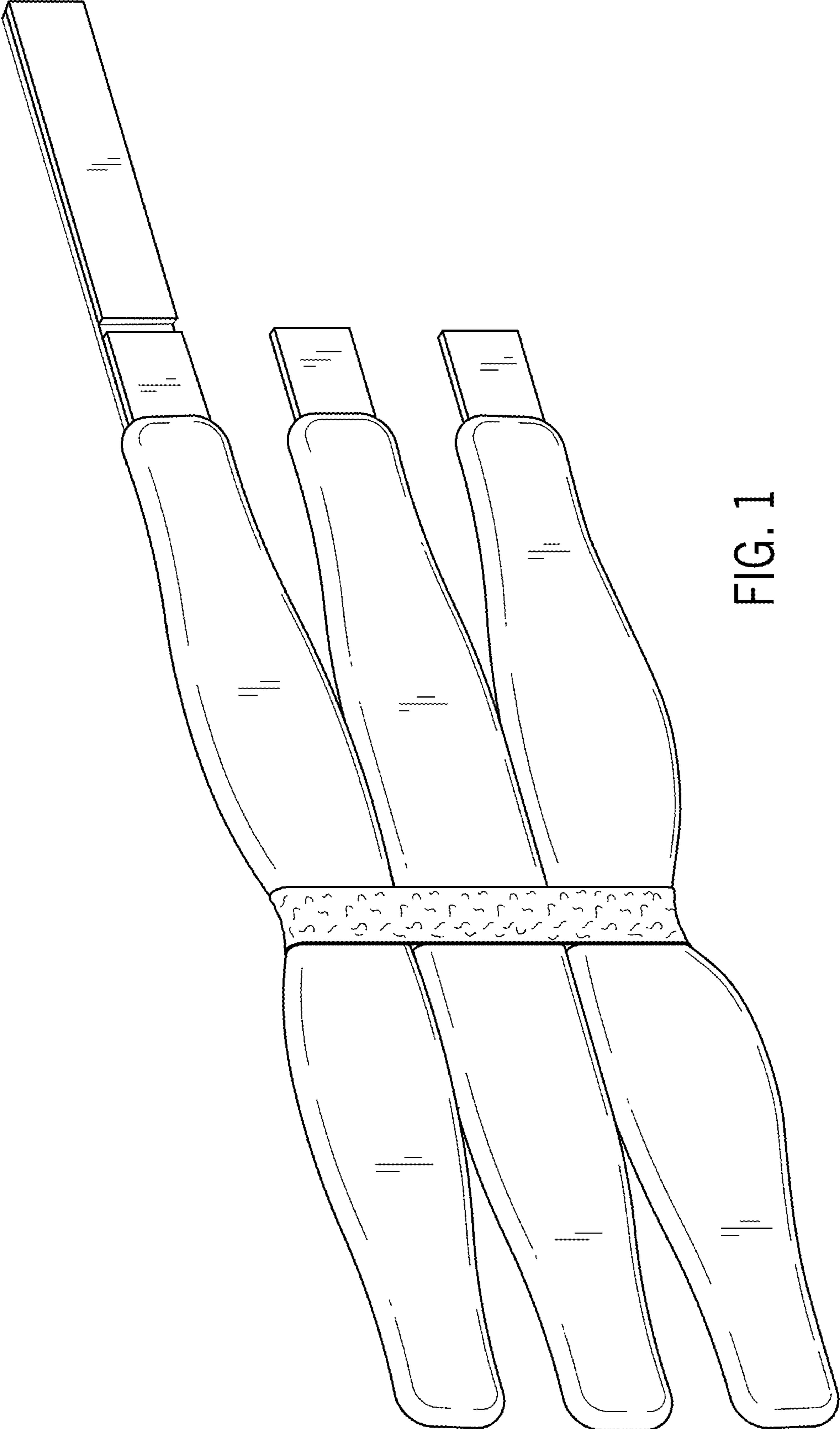


FIG. 1

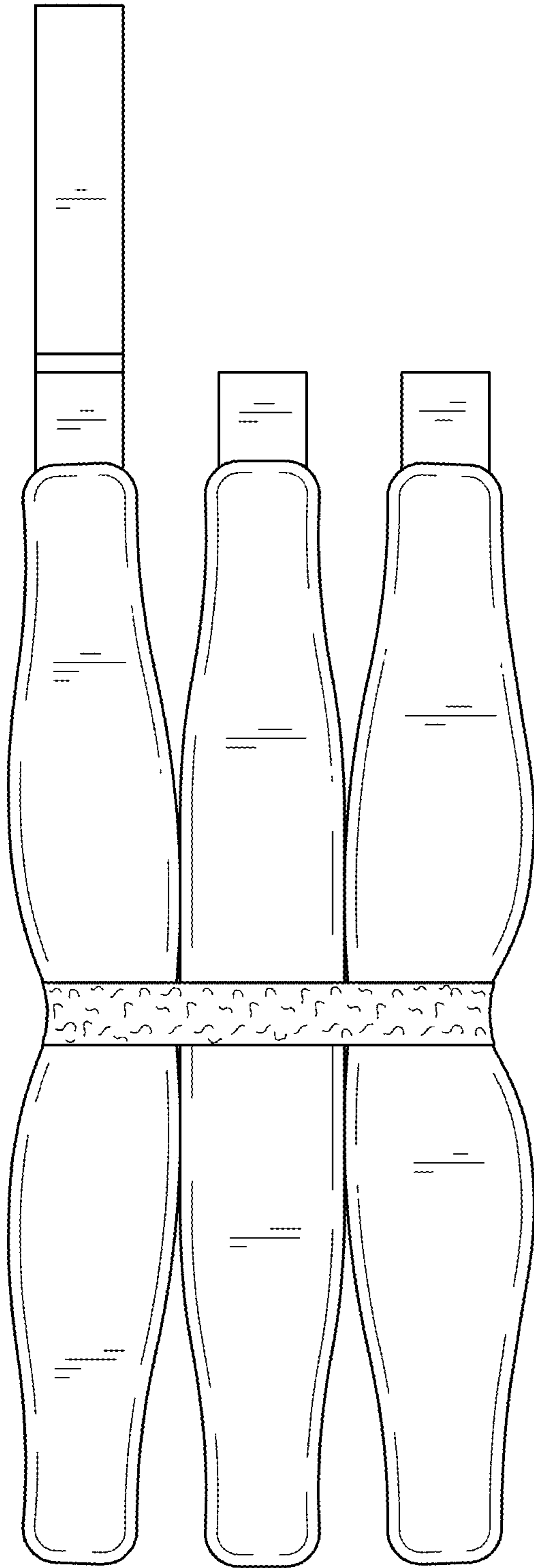


FIG. 2

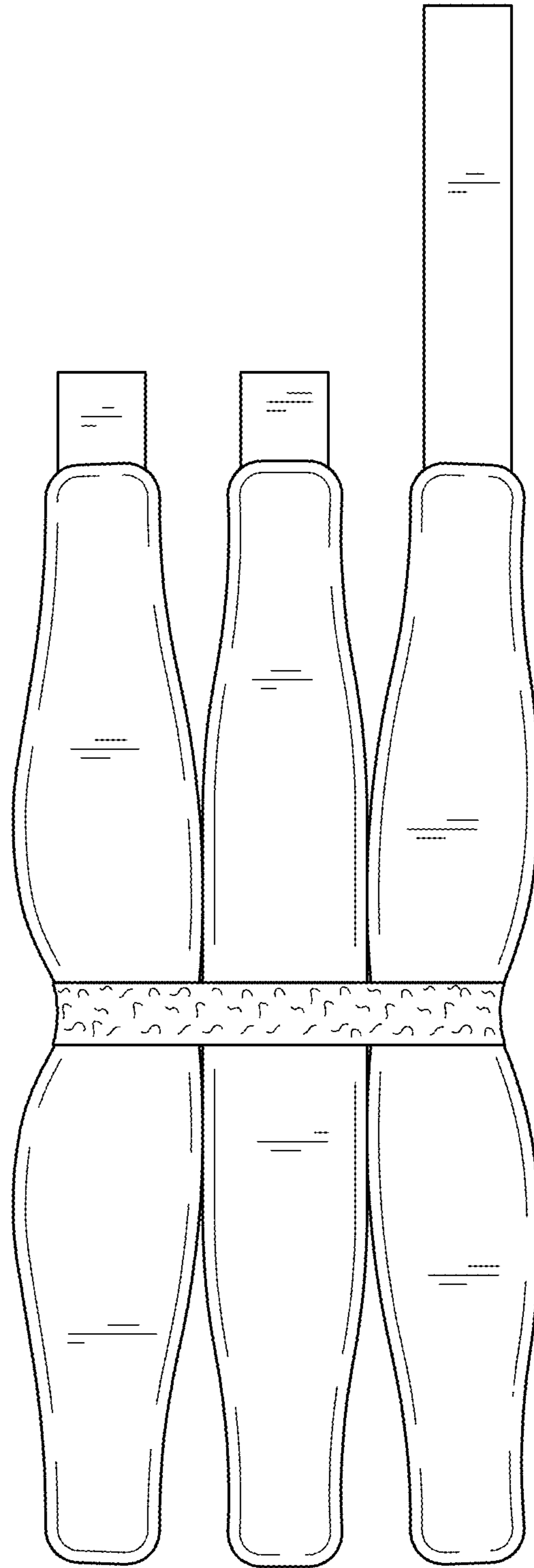


FIG. 3

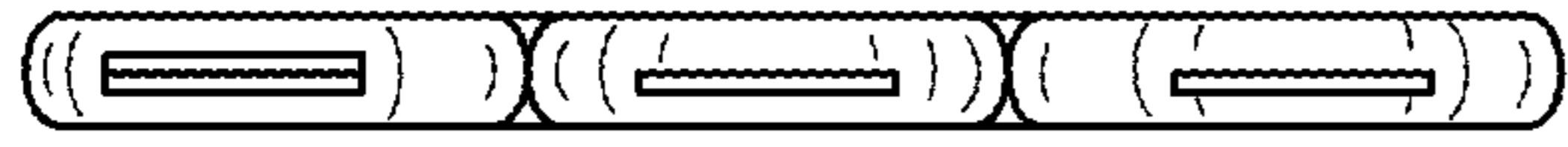


FIG. 4



FIG. 5

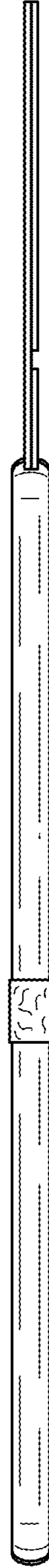


FIG. 6



FIG. 7