



US00D876599S

(12) **United States Design Patent** (10) **Patent No.:** **US D876,599 S**
He et al. (45) **Date of Patent:** **** Feb. 25, 2020**

(54) **VERTICAL AIR PURIFIER**

(56) **References Cited**

(71) Applicant: **Guangdong WAPU Technology Co., Ltd.**, Foshan (CN)
 (72) Inventors: **Chinan He**, Foshan (CN); **Yonggang Feng**, Foshan (CN); **Zhen Liu**, Foshan (CN)
 (73) Assignee: **GUANGDONG WAPU TECHNOLOGY CO., LTD.**, Foshan (CN)
 (**) Term: **15 Years**

U.S. PATENT DOCUMENTS

D577,800 S *	9/2008	Yoon	D23/359
D683,439 S *	5/2013	Choi	D23/364
D734,843 S *	7/2015	Yeom	D23/359
D780,900 S *	3/2017	Dichraff	D23/364
D797,272 S *	9/2017	Poindexter	D23/364
D797,914 S *	9/2017	Nygren	D23/364
D802,112 S *	11/2017	Jeon	D23/364
D807,997 S *	1/2018	Seo	D23/364
D810,907 S *	2/2018	Yoon	D23/364
D827,799 S *	9/2018	Shin	D23/364
D834,165 S *	11/2018	Maeng	D23/364
D844,766 S *	4/2019	Miao	D23/364
D861,145 S *	9/2019	Fang	D23/333

* cited by examiner

(21) Appl. No.: **29/666,177**

(22) Filed: **Oct. 10, 2018**

(30) **Foreign Application Priority Data**

Jul. 9, 2018 (CN) 2018 3 0365552

(51) **LOC (12) Cl.** **23-04**

(52) **U.S. Cl.**
USPC **D23/364**

(58) **Field of Classification Search**
 USPC D23/355-366, 352, 369, 332, 333, 335,
 D23/336, 342, 351; 422/120, 122;
 55/356, 473, 504; 96/97; 261/DIG. 17,
 261/DIG. 65, DIG. 88, DIG. 31
 CPC .. A61L 9/16; A61L 9/22; B01D 47/00; B01D
 47/027; B01D 2221/02; B01D 2259/4508;
 B03C 3/155; B03C 3/368; F24F 3/16;
 F24F 13/20; F24F 13/28

See application file for complete search history.

Primary Examiner — David G Muller
 (74) *Attorney, Agent, or Firm* — Bayramoglu Law Offices LLC

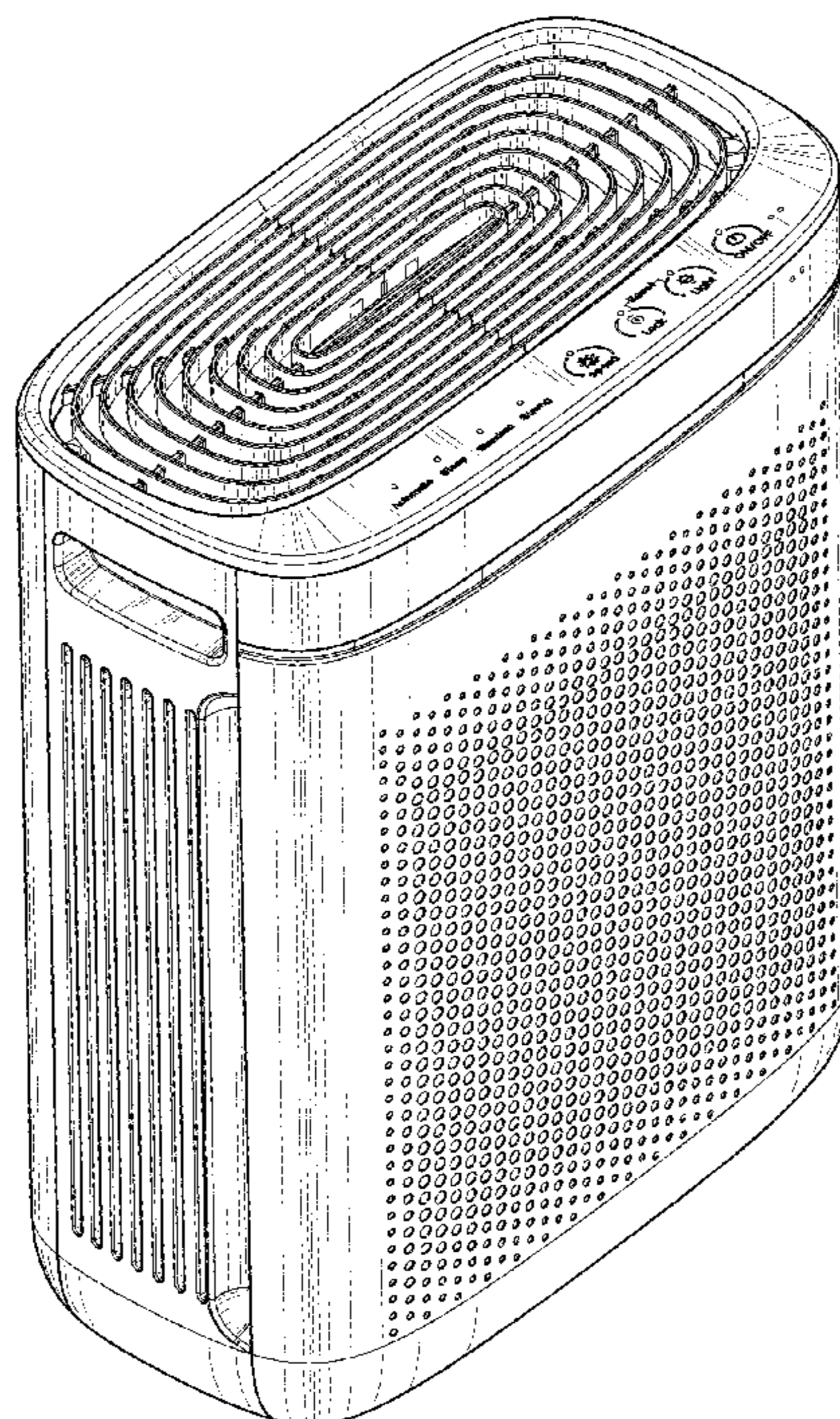
(57) **CLAIM**

The ornamental design for a vertical air purifier, as shown and described.

DESCRIPTION

FIG. 1 is a top-down perspective view of a vertical air purifier showing my new design;
 FIG. 2 is a front side elevation view thereof;
 FIG. 3 is a rear side elevation view thereof;
 FIG. 4 is a right side elevation view thereof;
 FIG. 5 is a left side elevation view thereof;
 FIG. 6 is a top plan view thereof;
 FIG. 7 is a bottom plan view thereof; and,
 FIG. 8 is a bottom-up perspective view.

1 Claim, 8 Drawing Sheets



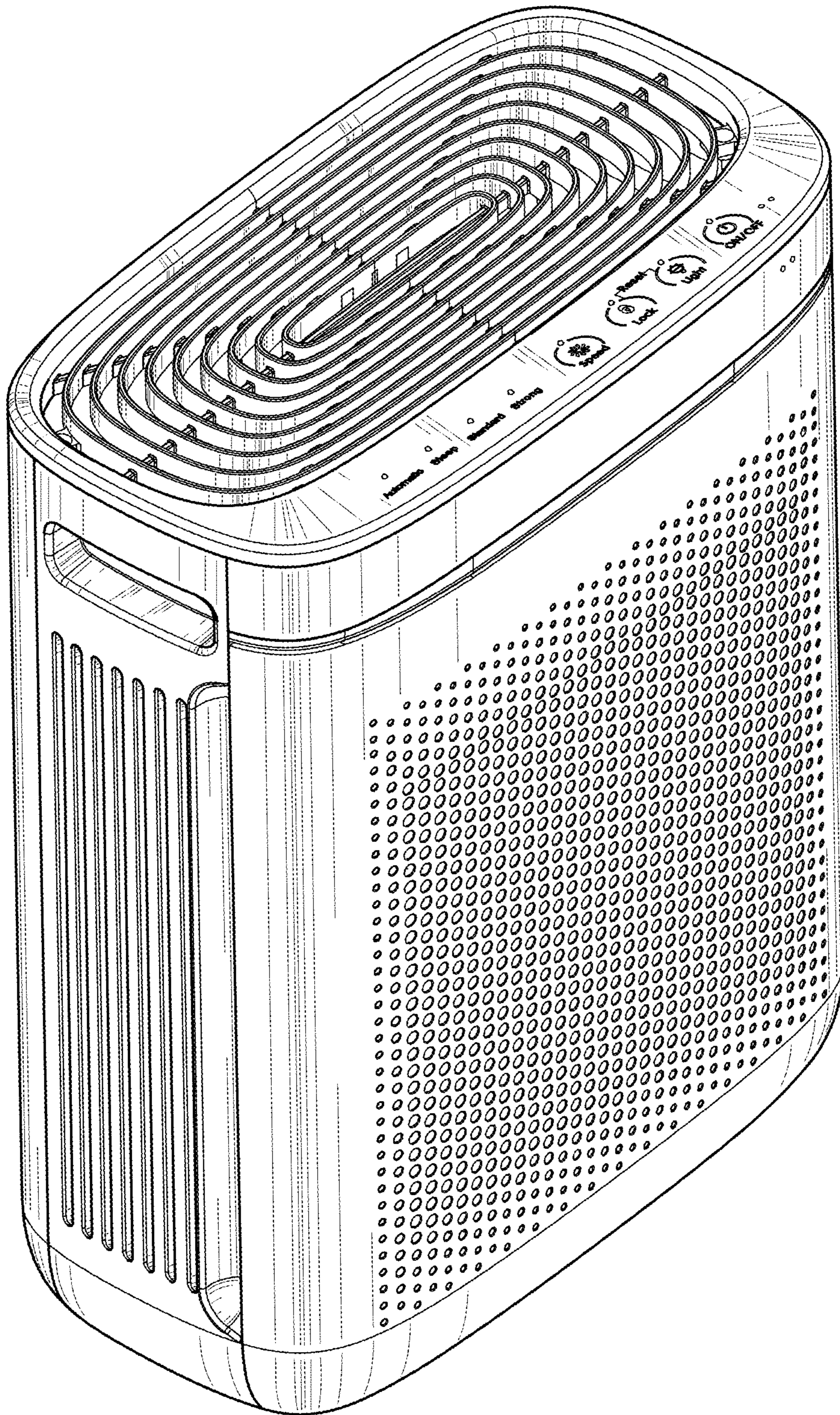


Fig. 1

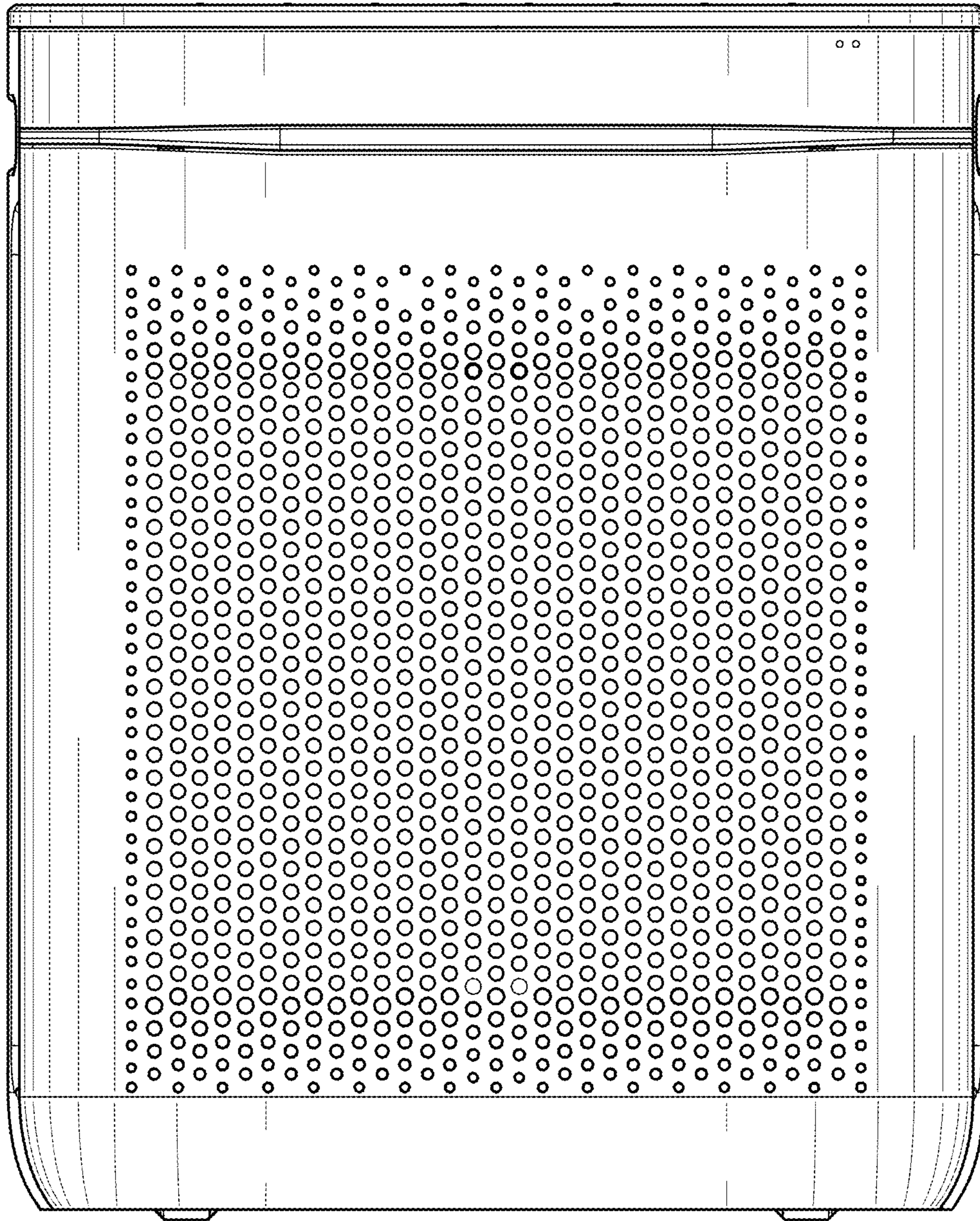


Fig. 2




Fig. 3




Fig. 4




Fig. 5

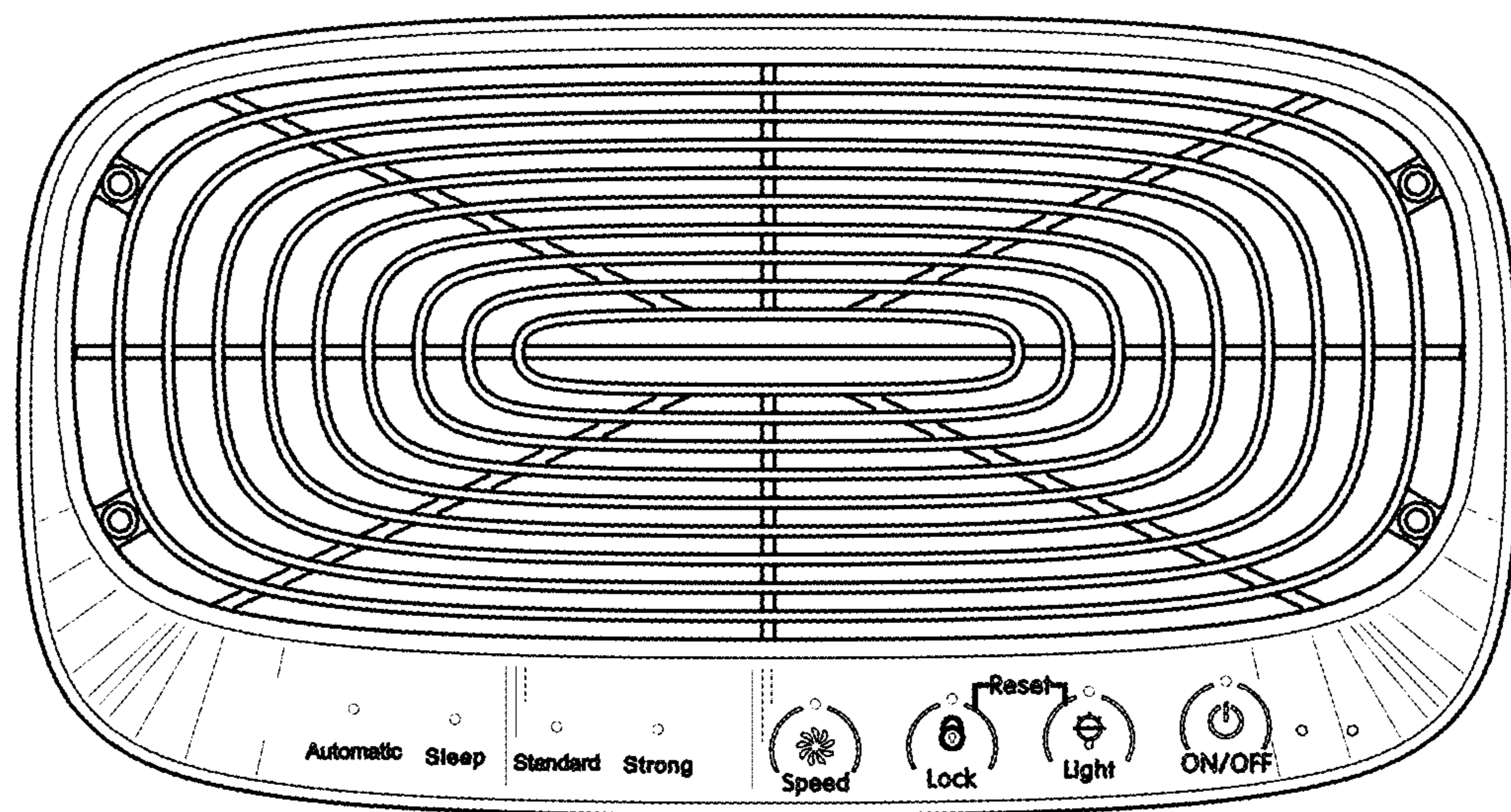


Fig. 6

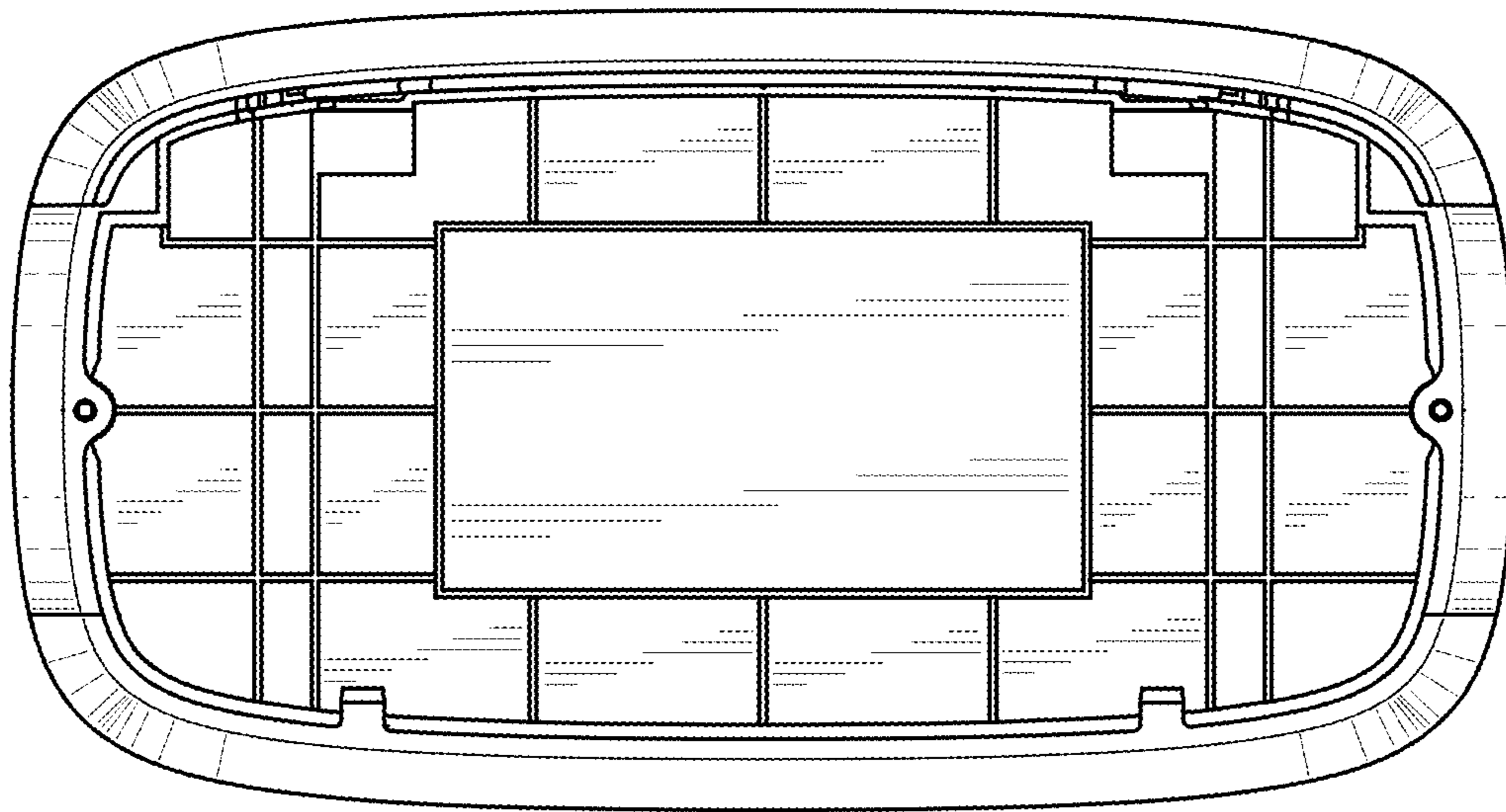


Fig. 7

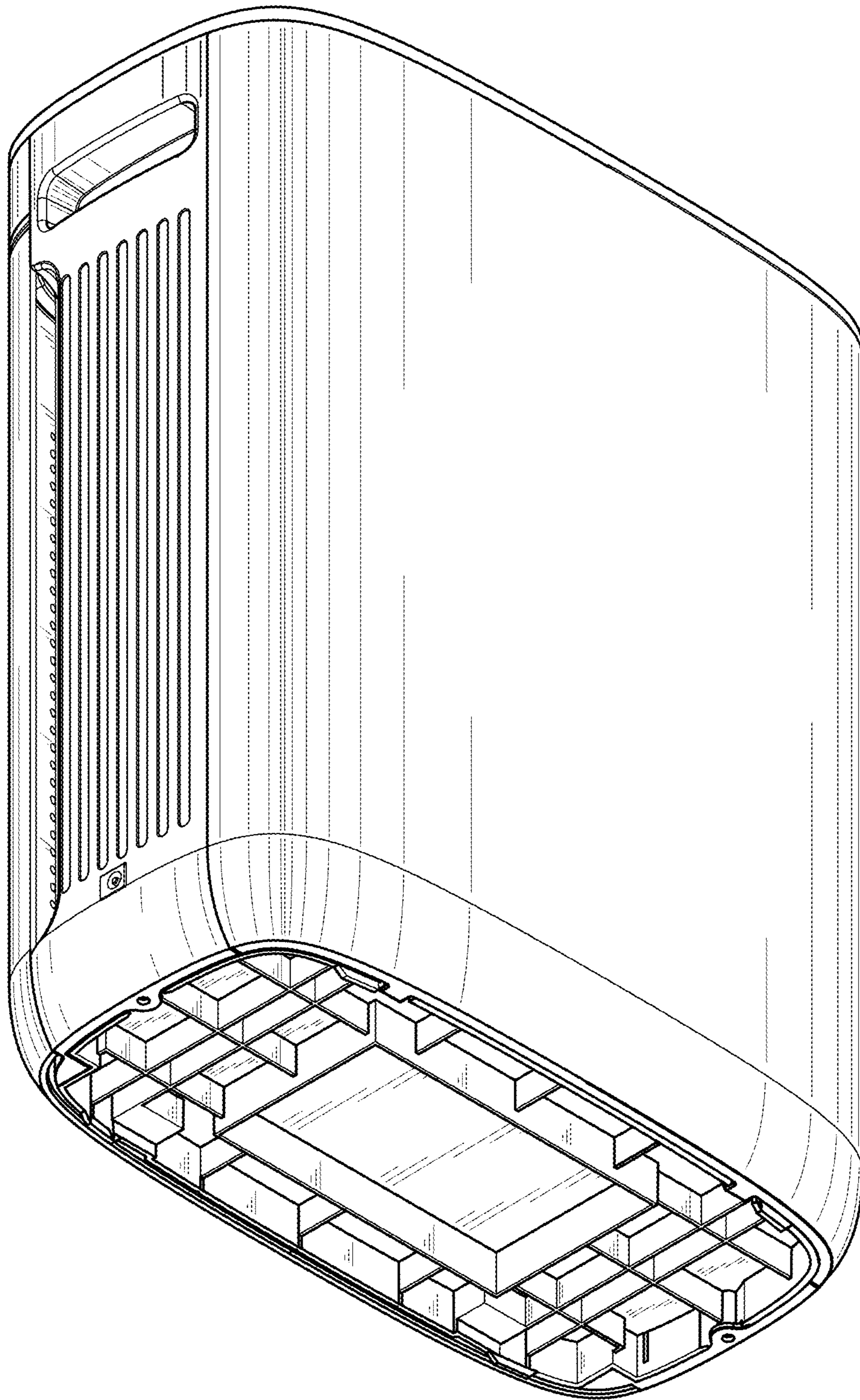


Fig. 8