



US00D876545S

(12) **United States Design Patent** (10) **Patent No.:** **US D876,545 S**
Scheve (45) **Date of Patent:** **** Feb. 25, 2020**

- (54) **DECORATIVE DISPLAY**
- (71) Applicant: **William J. Scheve**, Pittsville, WI (US)
- (72) Inventor: **William J. Scheve**, Pittsville, WI (US)
- (**) Term: **15 Years**
- (21) Appl. No.: **29/691,267**
- (22) Filed: **May 15, 2019**

Related U.S. Application Data

- (60) Continuation-in-part of application No. 29/667,918, filed on Oct. 25, 2018, now Pat. No. Des. 849,842, which is a division of application No. 29/596,942, filed on Mar. 13, 2017, now Pat. No. Des. 837,890.
- (51) **LOC (12) Cl.** **20-03**
- (52) **U.S. Cl.**
USPC **D20/30**
- (58) **Field of Classification Search**
USPC D6/300, 315, 512; D19/1-8; D20/10, D20/21-23, 25, 27, 29-33, 40-44, 99
CPC A63H 3/14; A63H 33/00; A63H 17/38; G09F 3/204; G09F 3/00; G09F 3/08; G09F 3/18; G09F 3/20; G09F 3/185; G09F 21/00; G09F 21/02
See application file for complete search history.

(56) **References Cited**

U.S. PATENT DOCUMENTS

271,603 A	2/1883	Converse	
D225,288 S	11/1972	Dowsett	
D278,355 S	4/1985	Williams	
D283,714 S *	5/1986	Petroulias	D19/75
D286,794 S	11/1986	Bayless et al.	
D290,974 S *	7/1987	Butcher	D20/38
D307,769 S *	5/1990	Murphy	D20/43

D315,045 S *	2/1991	Vanaman	D99/30
5,011,446 A *	4/1991	Feinberg	A63H 3/52 40/611.06
D329,467 S	9/1992	Petersen	
D329,468 S	9/1992	Hatt	
D344,818 S *	3/1994	Messing	D25/59
D361,684 S *	8/1995	Russell	D20/10
D362,057 S *	9/1995	Clayton	D20/30
D366,312 S	1/1996	Clayton	
D443,306 S *	6/2001	Brent, III	D20/6
6,500,041 B1	12/2002	Crome, Jr.	
D646,211 S *	10/2011	Hu	D12/190
D681,126 S *	4/2013	Bengyak	D20/30
D757,854 S	5/2016	Haber	
D837,890 S *	1/2019	Scheve	D20/30
D849,842 S *	5/2019	Scheve	D20/42
2013/0287971 A1	10/2013	Caldwell	

* cited by examiner

Primary Examiner — Mary Ann Calabrese

Assistant Examiner — Catherine Ho

(74) *Attorney, Agent, or Firm* — Quarles & Brady LLP

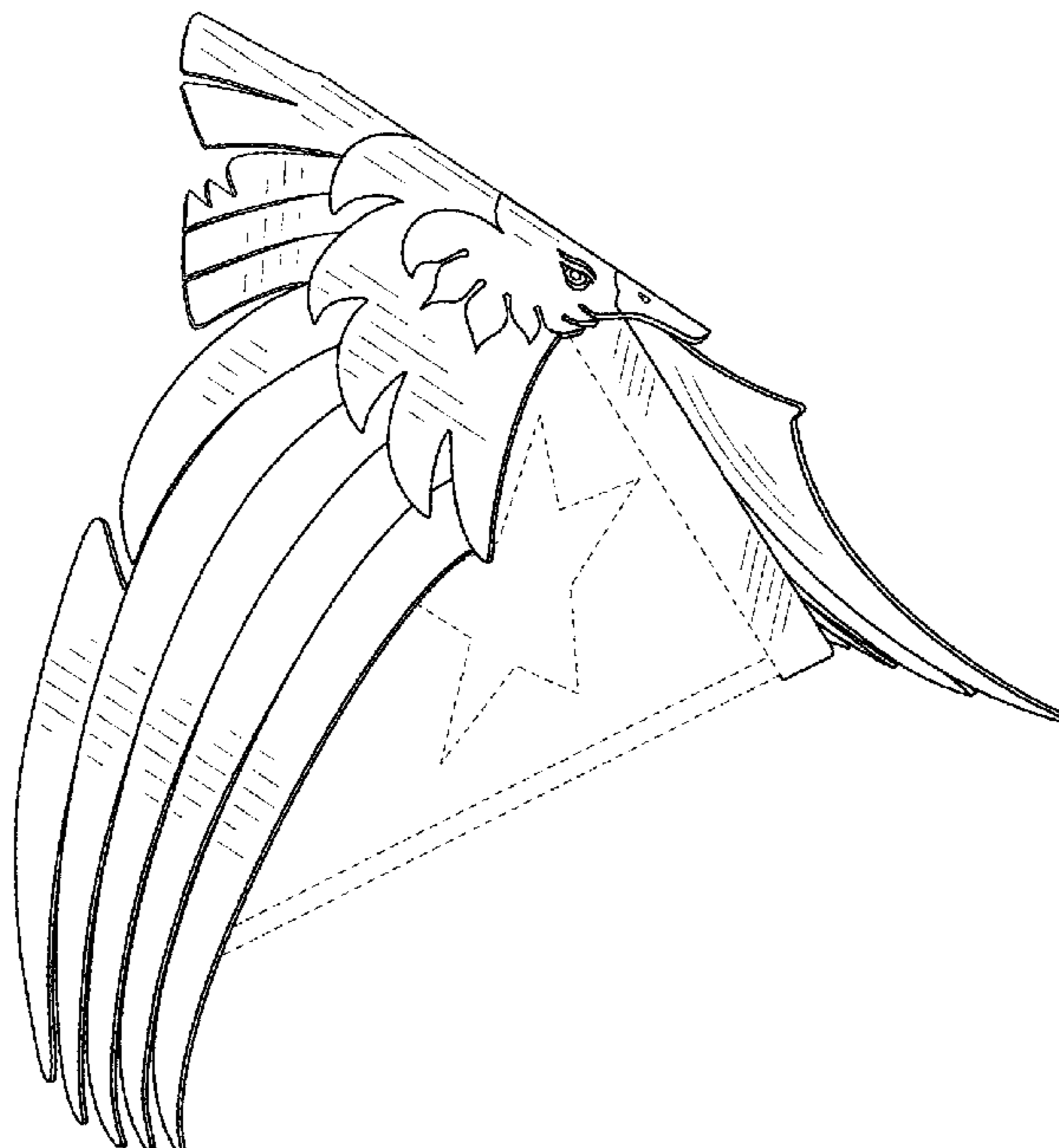
(57) **CLAIM**

The ornamental design for a decorative display, as shown and described.

DESCRIPTION

FIG. 1 is an isometric top, front, and right side view of a decorative display in a first configuration;
 FIG. 2 is a rear elevational view of the decorative display of FIG. 1;
 FIG. 3 is a left side elevational view of the decorative display of FIG. 1; and,
 FIG. 4 is a top plan view of the decorative display of FIG. 1 in a second, extended configuration.
 The dashed lines are for the purpose of illustrating environmental structure, and form no part of the claimed design.

1 Claim, 4 Drawing Sheets






FIG. 1

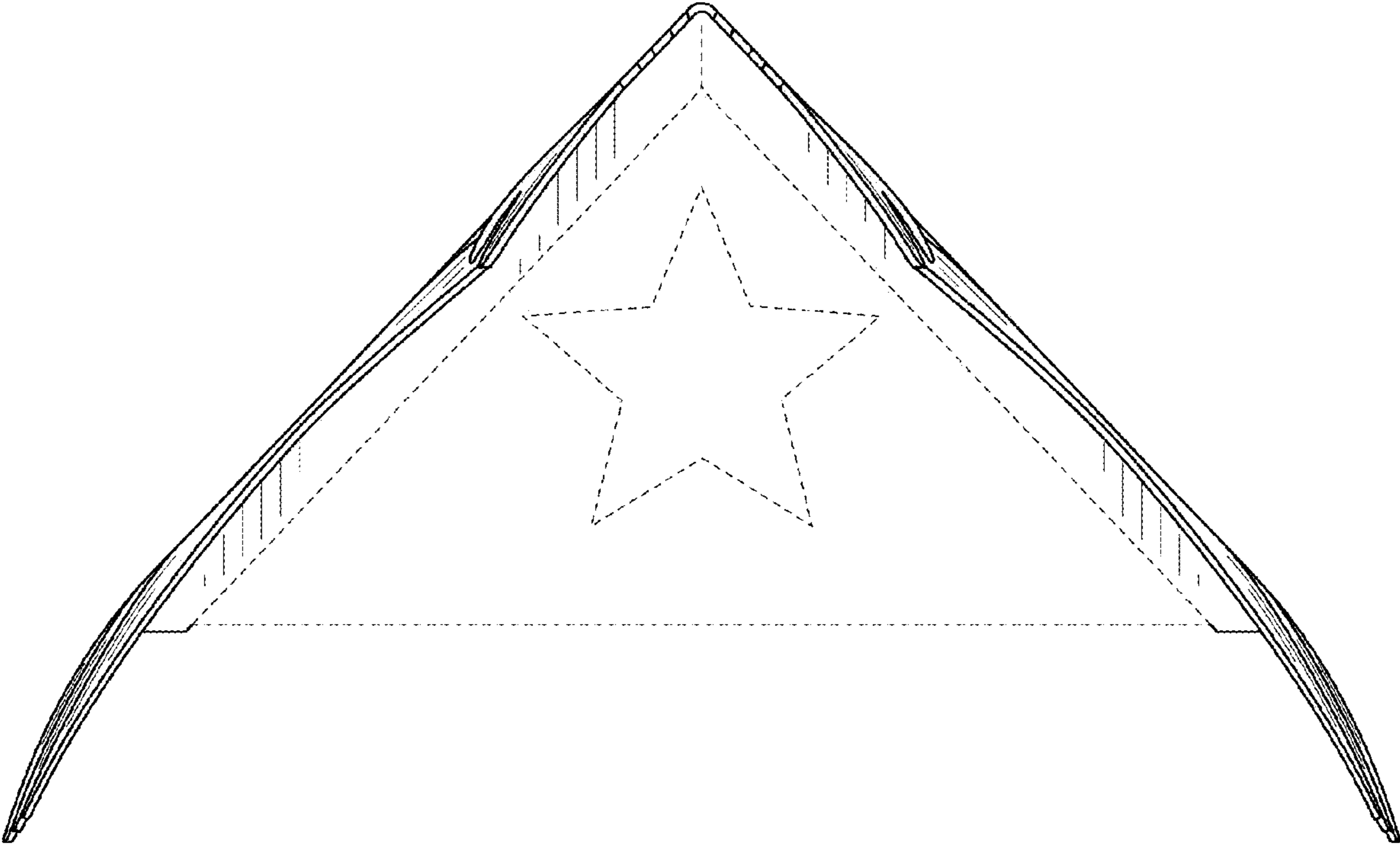


FIG. 2

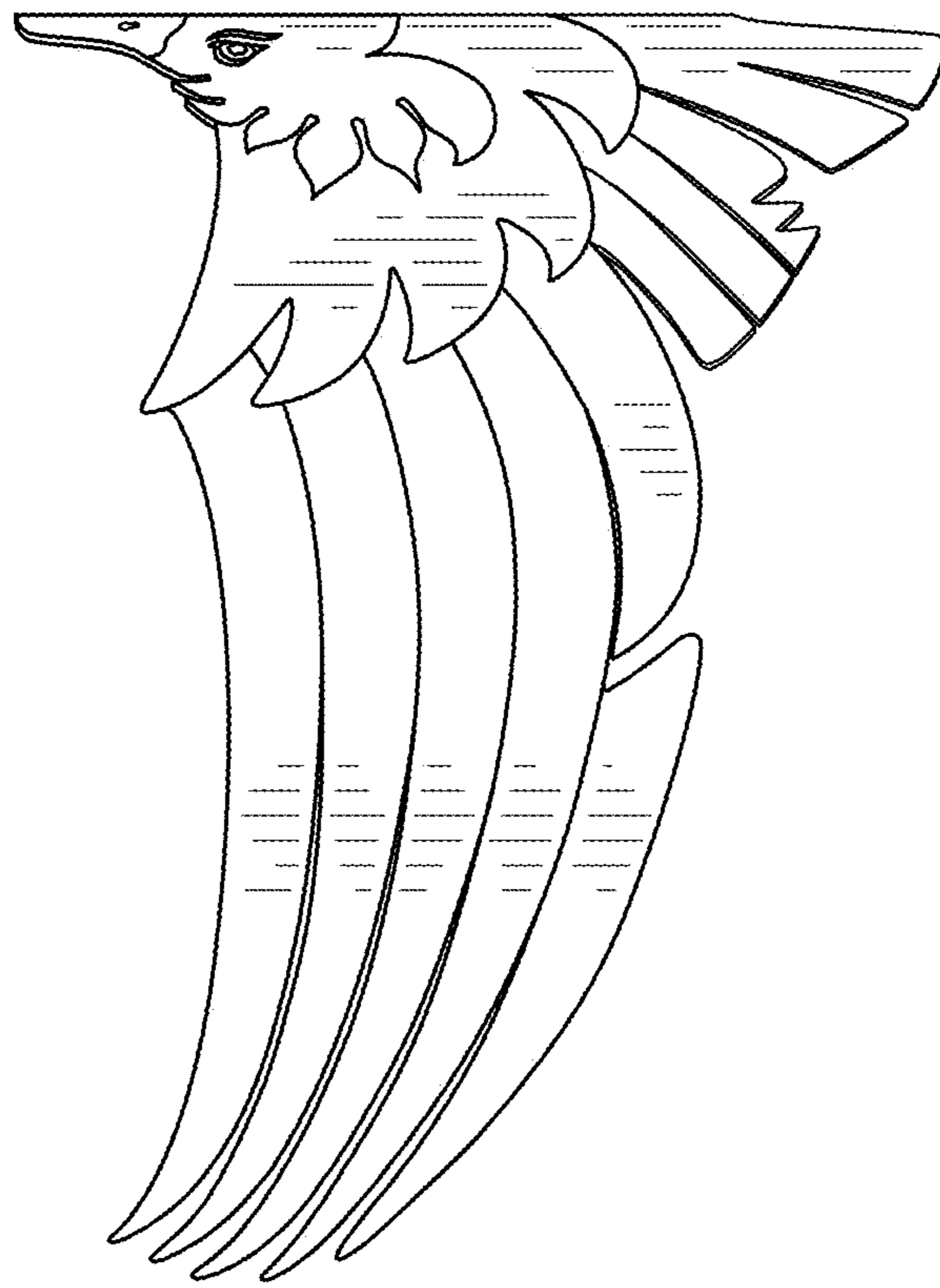


FIG. 3




FIG. 4