



US00D876501S

(12) **United States Design Patent**
Stark et al.

(10) **Patent No.:** **US D876,501 S**

(45) **Date of Patent:** **** Feb. 25, 2020**

(54) **POLISHING MACHINE ATTACHMENT FOR GRINDING AND POLISHING CONCRETE**

(71) Applicant: **DIAMOND PRODUCTIONS LTD.,**
Montreal (CA)

(72) Inventors: **Harvey Stark, Montreal (CA); Pavel Ikonov, Laval (CA)**

(73) Assignee: **DIAMOND PRODUCTIONS LTD.,**
Quebec (CA)

(**) Term: **15 Years**

(21) Appl. No.: **29/665,688**

(22) Filed: **Oct. 5, 2018**

(51) **LOC (12) Cl.** **15-09**

(52) **U.S. Cl.**
USPC **D15/126; D32/25**

(58) **Field of Classification Search**
USPC D15/28, 126, 19, 124; D32/25, 19;
451/259, 353

CPC .. B24B 7/186; B24B 7/18; B24B 7/00; B24B
41/0475; B24D 7/066; B24D 9/00; E01C
23/088; E01C 23/085

See application file for complete search history.

(56) **References Cited**

U.S. PATENT DOCUMENTS

1,444,225	A *	2/1923	Walker	B24B 7/18 451/236
1,481,242	A *	1/1924	Mueller, Jr.	B24B 7/00 451/246
1,550,102	A *	8/1925	Schlueter	B24B 7/18 451/353
5,454,751	A *	10/1995	Wiand	B24D 7/06 451/353
5,567,503	A *	10/1996	Sexton	B24B 7/22 428/137

5,605,493	A *	2/1997	Donatelli	A47L 11/305 15/49.1
6,238,277	B1 *	5/2001	Duncan	A47L 11/16 451/271
7,481,602	B2	1/2009	Lampley et al.		
7,563,156	B2 *	7/2009	Anderson	B24B 7/186 451/353
7,775,741	B2 *	8/2010	Copoulos	B24B 7/186 404/112
7,815,393	B2 *	10/2010	Snyder	B24B 7/186 15/49.1
9,289,106	B1 *	3/2016	Stark	A47L 11/4069
D795,666	S *	8/2017	Tchakarov	D8/70
D832,898	S *	11/2018	Wetherell	D15/126
D837,015	S *	1/2019	Tchakarov	D8/70
D854,902	S *	7/2019	Tchakarov	D8/70
10,414,012	B2 *	9/2019	Tchakarov	B24D 7/06
2008/0176498	A1 *	7/2008	Rossi	B24B 7/186 451/508
2010/0144250	A1 *	6/2010	Kilgren	B24B 7/186 451/353
2011/0300784	A1 *	12/2011	Tchakarov	B24B 7/186 451/259

(Continued)

Primary Examiner — Mark A Goodwin

(74) *Attorney, Agent, or Firm* — DeWitt LLP; Thomas J. Nikolai

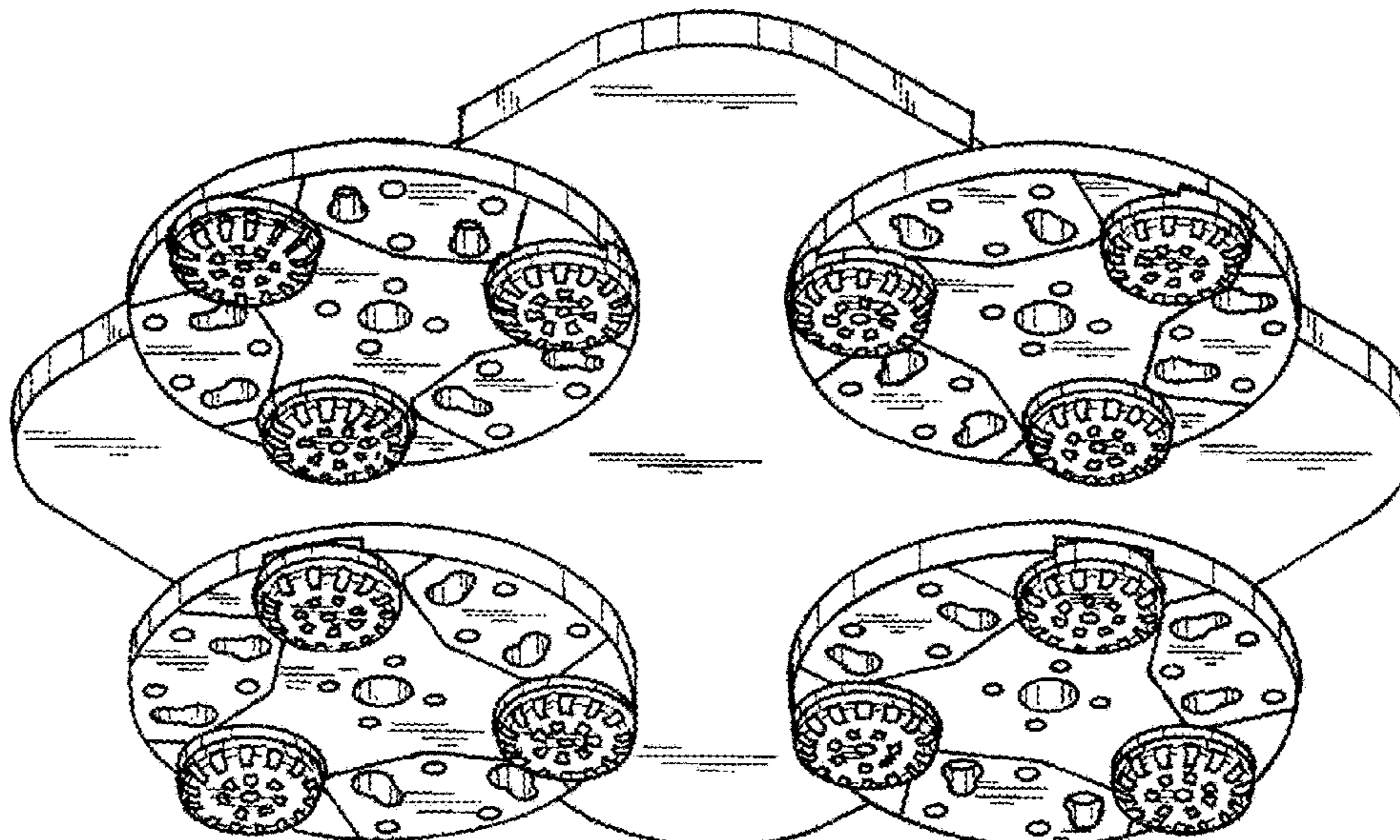
(57) **CLAIM**

The ornamental design for the polishing machine attachment for grinding and polishing concrete, is shown and described.

DESCRIPTION

FIG. 1 is a front, rear, left side, and right side plan view of the polishing machine attachment for grinding and polishing concrete of the present invention; FIG. 2 is a top plan view thereof; FIG. 3 is a bottom plan view thereof; FIG. 4 is a perspective view thereof from the top; and, FIG. 5 is a perspective view from the bottom thereof.

1 Claim, 5 Drawing Sheets



(56)

References Cited

U.S. PATENT DOCUMENTS

2013/0090047	A1 *	4/2013	Bin	B24B 7/18 451/540
2017/0259391	A1 *	9/2017	Viebahn	B24B 7/186
2017/0291272	A1 *	10/2017	Stark	B24B 7/18
2018/0126510	A1 *	5/2018	Stark	B24B 7/18
2018/0200857	A1 *	7/2018	Tchakarov	B24B 7/186
2018/0333820	A1 *	11/2018	Stark	B24D 5/06
2018/0345453	A1 *	12/2018	Stark	B24B 7/186
2019/0210192	A1 *	7/2019	Tchakarov	B24B 7/186
2019/0239712	A1 *	8/2019	Persson	A47L 11/16
2019/0240803	A1 *	8/2019	Matson	B24B 7/186

* cited by examiner

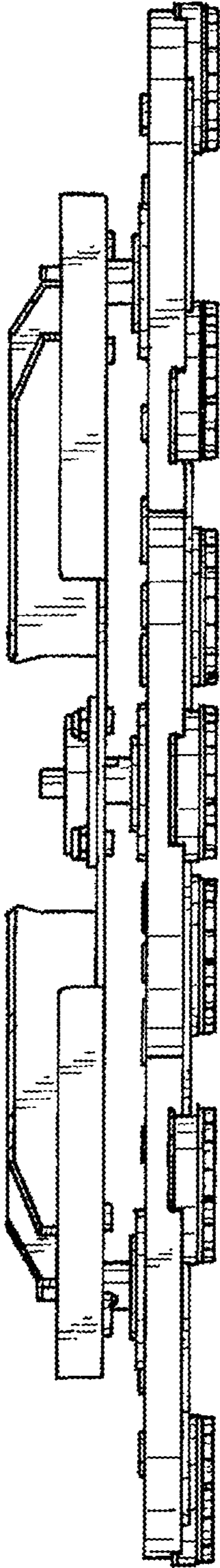


FIG. 1

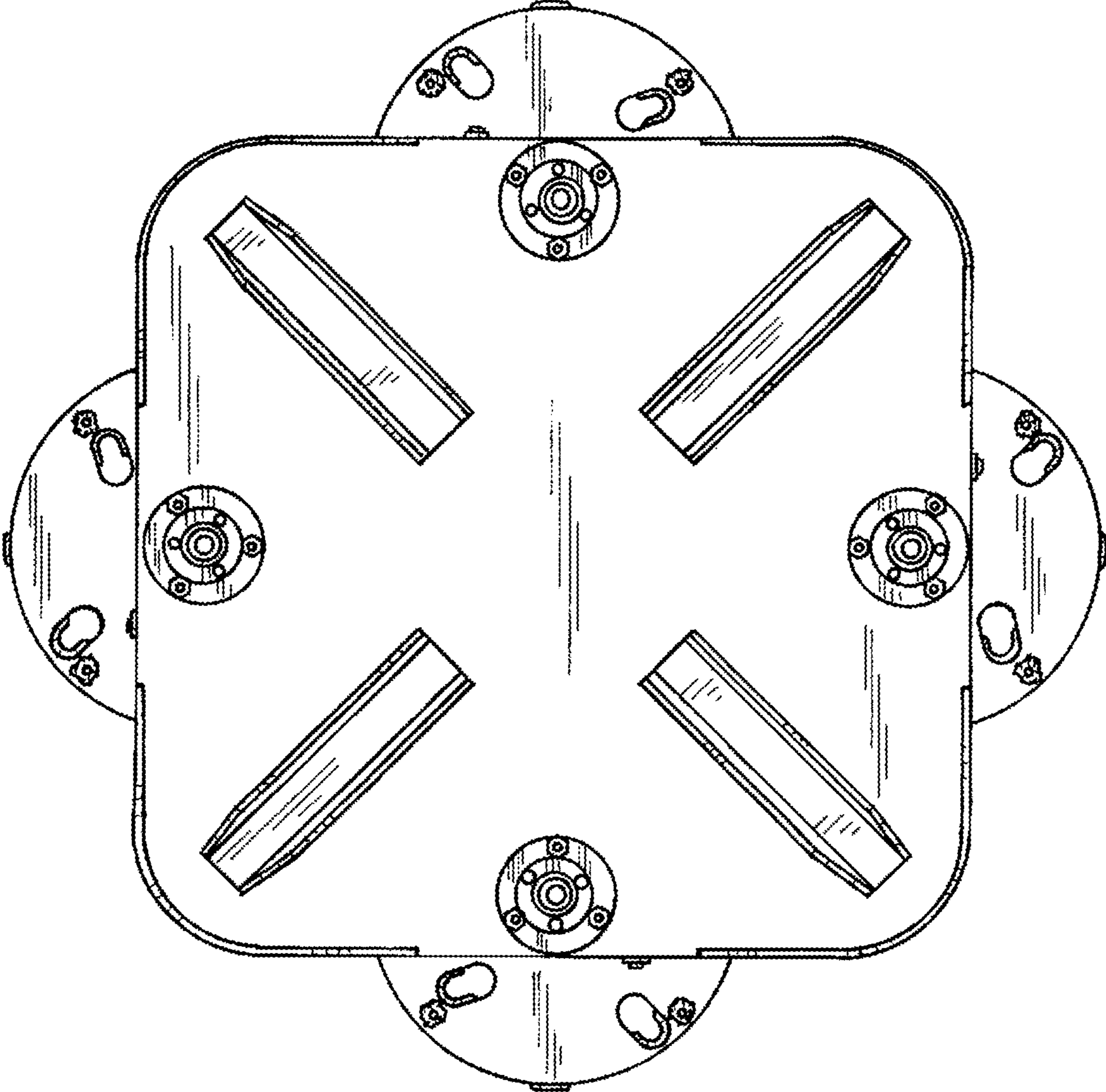


FIG. 2

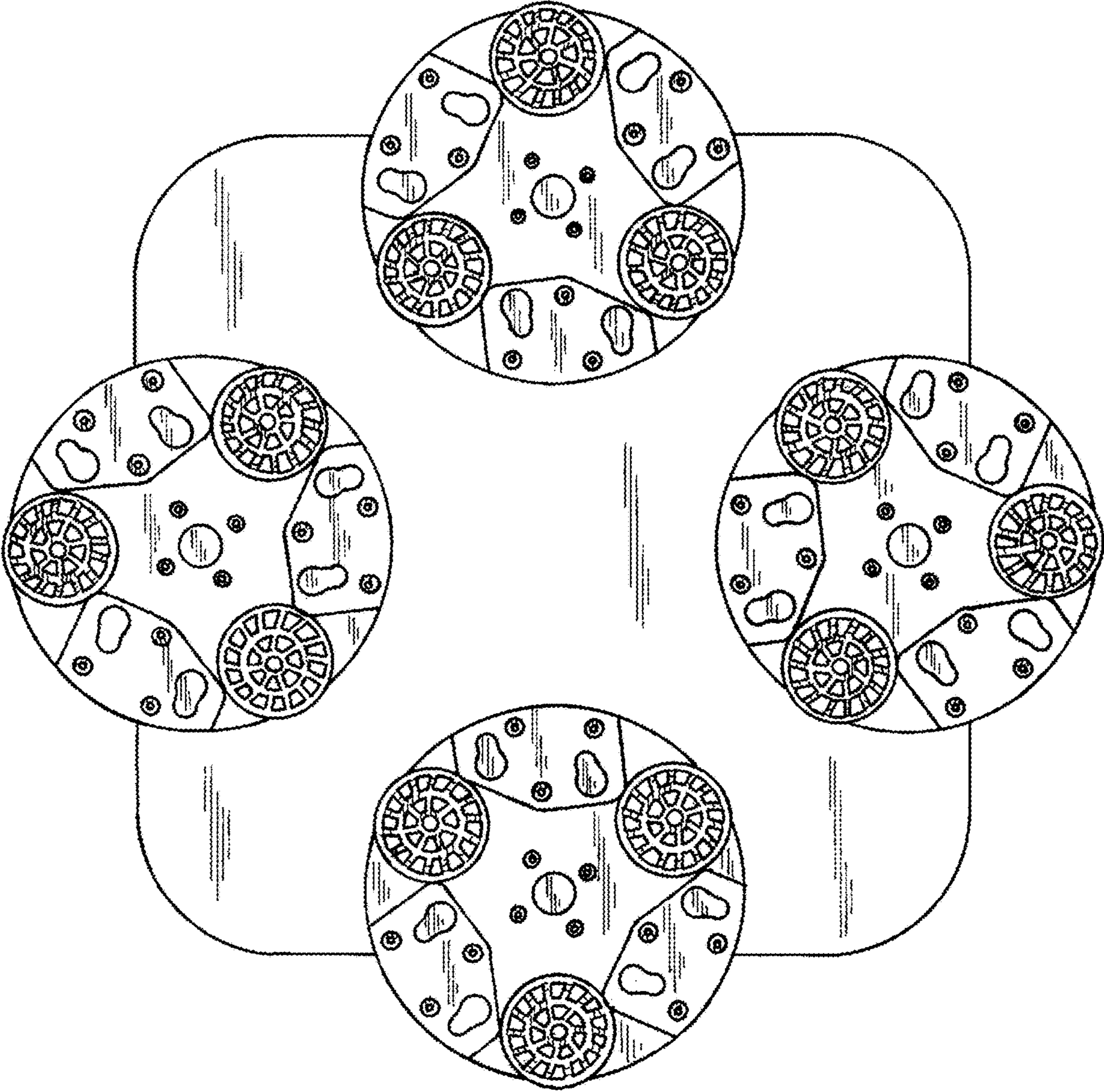


FIG. 3

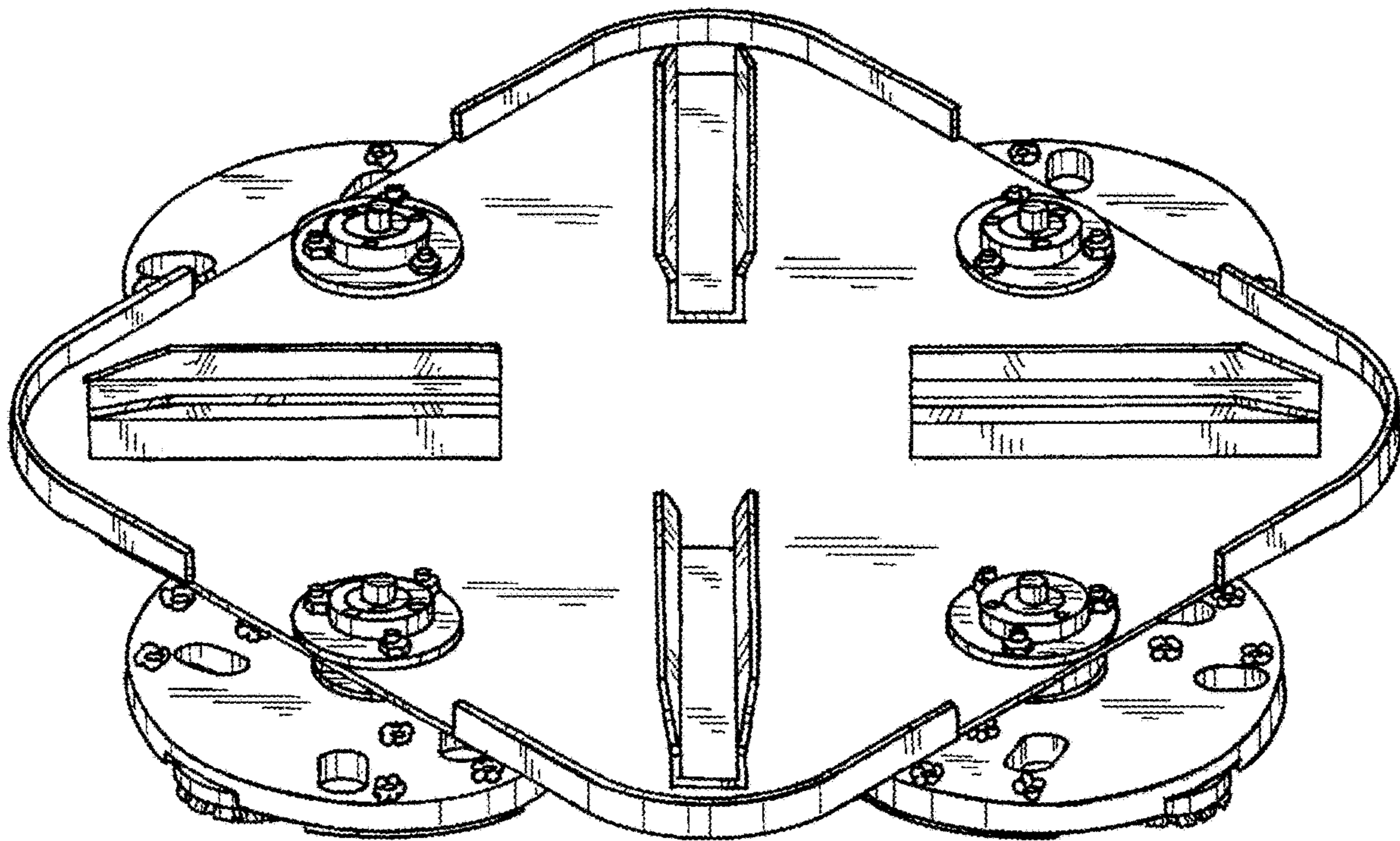


FIG. 4

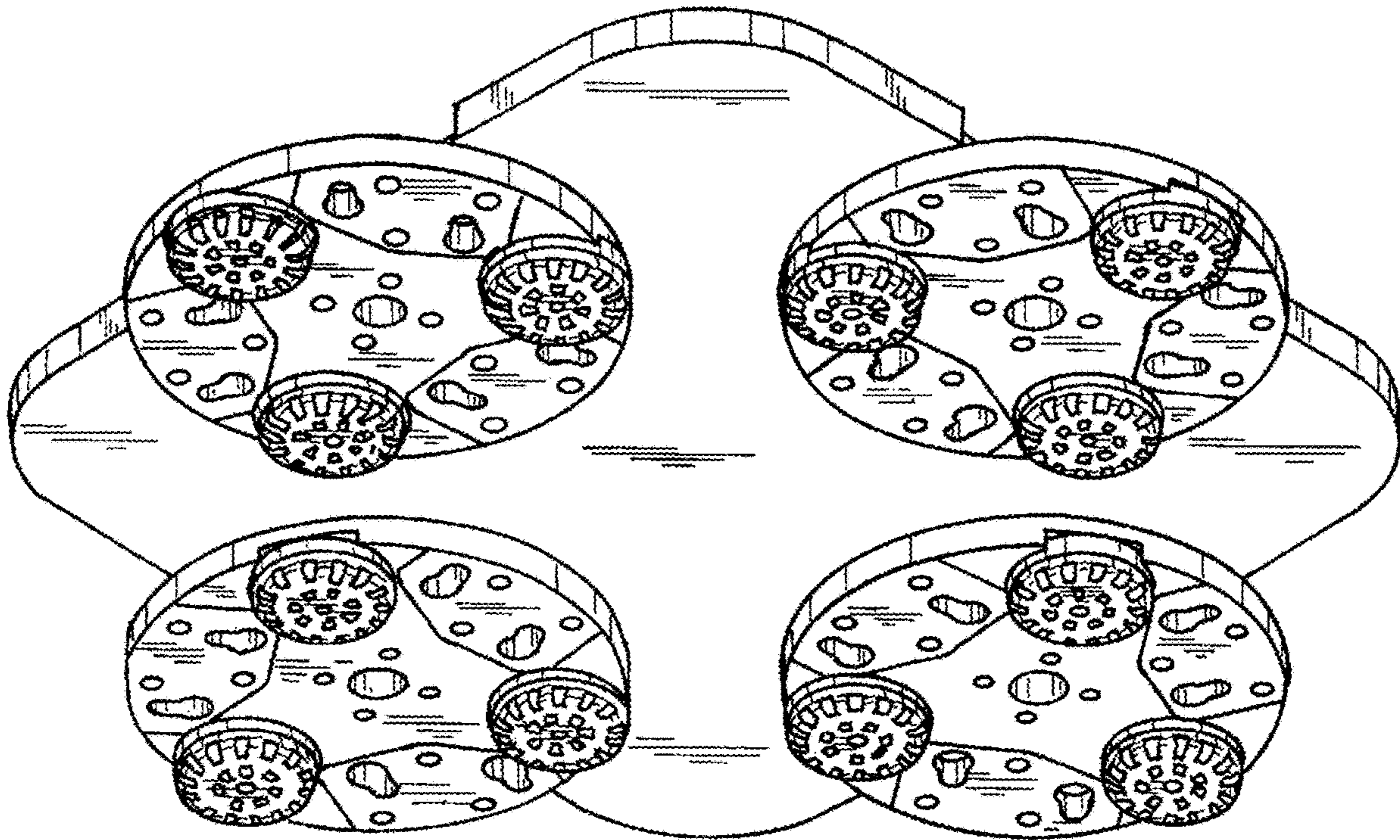


FIG. 5