

US00D876468S

(12) **United States Design Patent** (10) **Patent No.:** **US D876,468 S**
Tolentino et al. (45) **Date of Patent:** **** Feb. 25, 2020**

(54) **COMPUTER DISPLAY SCREEN OR PORTION THEREOF WITH ANIMATED GRAPHICAL USER INTERFACE**

(71) Applicant: **Google LLC**, Mountain View, CA (US)

(72) Inventors: **James Tolentino**, Brooklyn, NY (US); **Holl Liou**, New York, NY (US); **Lucy Mao**, Long Island City, NY (US)

(73) Assignee: **GOOGLE LLC**, Mountain View, CA (US)

(**) Term: **15 Years**

(21) Appl. No.: **29/664,396**

(22) Filed: **Sep. 25, 2018**

(51) **LOC (12) Cl.** **14-04**

(52) **U.S. Cl.**

USPC **D14/486**

(58) **Field of Classification Search**

USPC D14/485-495; D5/20, 26, 30, 40, 63-65; D20/10, 11, 22-33, 39, 40

CPC G06F 3/048-04897; G06F 1/1692; G06F 3/16; G06F 3/165; G06F 3/167; G06F 3/9577; G06F 3/958; G06F 17/212; G06F 2009/4557; H04M 1/72558; H04L 12/581; H04L 12/1813; H04L 29/06421; G06G 5/14

See application file for complete search history.

(56) **References Cited**

U.S. PATENT DOCUMENTS

D697,925 S	*	1/2014	Woo-Seok	D14/485
D719,969 S	*	12/2014	Ebtekar	D14/486
D732,562 S	*	6/2015	Yan	D14/486
D753,710 S	*	4/2016	Gamel	D14/488

(Continued)

OTHER PUBLICATIONS

Ad Canvas Display & Video 360, by Google Marketing Platform, YouTube [online], published on Aug. 15, 2018, [retrieved on Sep. 9, 2019], retrieved from the Internet [URL: https://www.youtube.com/watch?v=8LSE6N7RpLc] (Year: 2018).*

(Continued)

Primary Examiner — Cathron C Brooks

Assistant Examiner — Ian F Whitmore

(74) *Attorney, Agent, or Firm* — Leason Ellis LLP

(57) **CLAIM**

The ornamental design for a computer display screen or portion thereof with animated graphical user interface, as shown and described.

DESCRIPTION

FIG. 1 is a front view of a computer display screen or portion thereof with animated graphical user interface showing a first image in a sequence according to a first embodiment of the claimed design;

FIG. 2 is a second image thereof;

FIG. 3 is a front view of a computer display screen or portion thereof with animated graphical user interface showing a first image in a sequence according to a second embodiment of the claimed design;

FIG. 4 is a second image thereof; and,

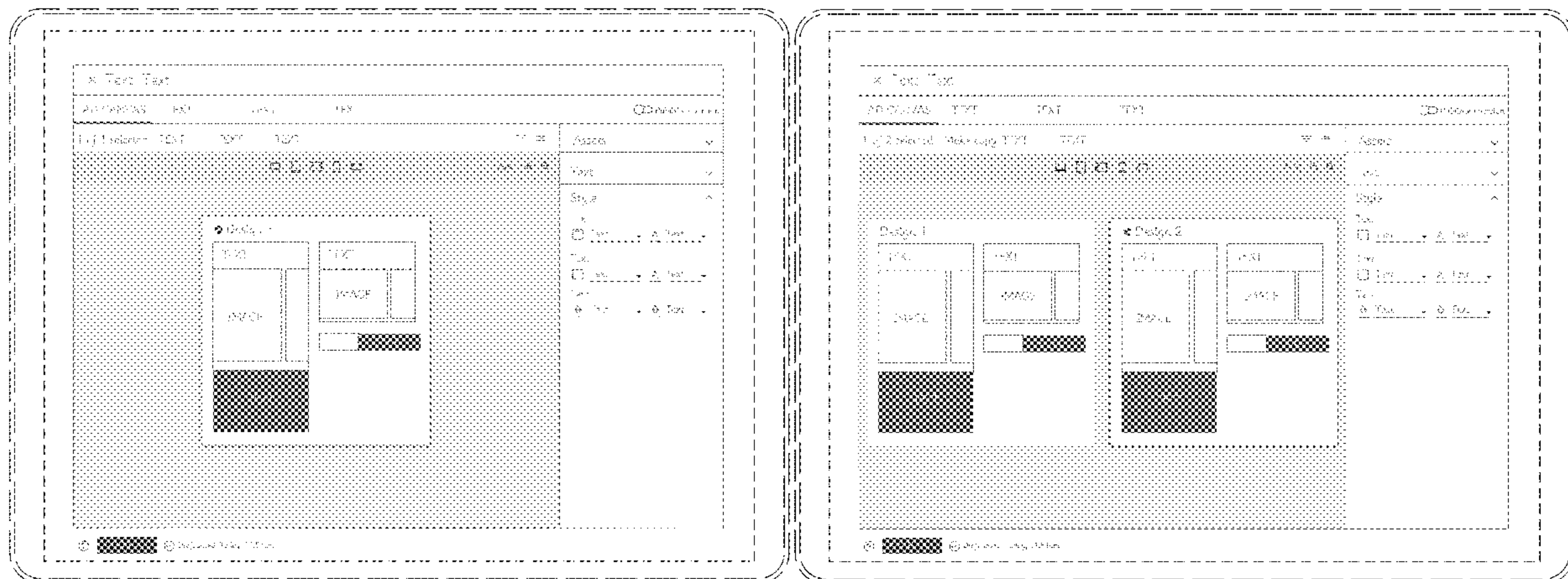
FIG. 5 is a third image thereof.

The appearance of the transitional image sequentially transitions between the images shown in FIGS. 1-2 and FIGS. 3-5, respectively, for each of the illustrated embodiments. The process or period in which one image transitions to another forms no part of the claimed design.

The shading depicts a contrast in appearance.

The longer-dash broken lines at the periphery of the figures show a portion of a computer and the intermediate-length broken lines show the display screen of the computer. The remaining broken lines illustrate features within the interface. The broken lines form no part of the claimed design.

1 Claim, 5 Drawing Sheets



(56)

References Cited

U.S. PATENT DOCUMENTS

D762,711	S	*	8/2016	Zhang	D14/488
D805,525	S	*	12/2017	Dascola	D14/485
D814,498	S	*	4/2018	Iketsuki	D14/486
D816,091	S	*	4/2018	Gaur	D14/485
D822,042	S	*	7/2018	Pinzon Garcia	D14/486
D826,250	S	*	8/2018	Mancuso	D14/486
D830,390	S	*	10/2018	Xie	D14/486
D835,651	S	*	12/2018	Bao	D14/486
D840,425	S	*	2/2019	VanDuyn	D14/486
D854,030	S	*	7/2019	Dascola	D14/485
D857,040	S	*	8/2019	Choi	D14/486
D862,511	S	*	10/2019	Norman	D14/488
2017/0371891	A1	*	12/2017	Yazganarikan	G06F 3/0486
2018/0059919	A1	*	3/2018	Wan	G06F 3/04845

OTHER PUBLICATIONS

Wireframe UI Kit Part 2, by UX&D, YouTube [online], published on Jul. 25, 2018, [retrieved on Sep. 9, 2019], retrieved from the Internet [URL: <https://www.youtube.com/watch?v=2szPSaCJYfE>] (Year: 2018).*

Responsive Design in Sketch: Group Resizing vs. Auto Layout Plugin, by Schwarz, sitepoint.com [online], published on Apr. 6, 2017, [retrieved on Sep. 9, 2019], retrieved from the Internet [URL:

<https://www.sitepoint.com/responsive-design-in-sketch-its-finally-here/>] (Year: 2017).*

Your First Wireframe with Adobe XD, by Suleman, websdesign.tutsplus.com [online], published on May 21, 2018, [retrieved on Sep. 9, 2019], retrieved from the Internet [URL: <https://webdesign.tutsplus.com/tutorials/how-to-start-wireframing-with-adobe-experience-design-xd--cms-31185>] (Year: 2018).*

How to Create a Mockup for Your Next Web Project Using Adobe XD, by Hughes, elegantthemes.com [online], published on Jul. 8, 2018, [retrieved on Sep. 9, 2019], retrieved from the Internet [URL: <https://www.elegantthemes.com/blog/tips-tricks/how-to-create-a-mockup-for-your-next-web-project-using-adobe-xd>] (Year: 2018).*

Adobe Experience Design: UI Kits and Rapid Prototyping, by Green, YouTube [online], published on May 20, 2016, [retrieved on Sep. 9, 2019], retrieved from the Internet [URL: <https://www.youtube.com/watch?v=SJAWFiRQe0Y>] (Year: 2016).*

Add DoubleClick for Publishers to Google Tag Manager, by Garside, georgegarside.com [online], published on Feb. 19, 2016, [retrieved on Sep. 9, 2019], retrieved from the Internet [URL: <https://georgegarside.com/blog/google/doubleclick-publishers-google-tag-manager/>] (Year: 2016).*

Dress Your Pinterest Boards for Success, by Bennett, YouTube [online], published on Mar. 27, 2013, [retrieved on Sep. 9, 2019], retrieved from the Internet [URL: <https://www.youtube.com/watch?v=SNNWt6xI73k>] (Year: 2013).*

* cited by examiner

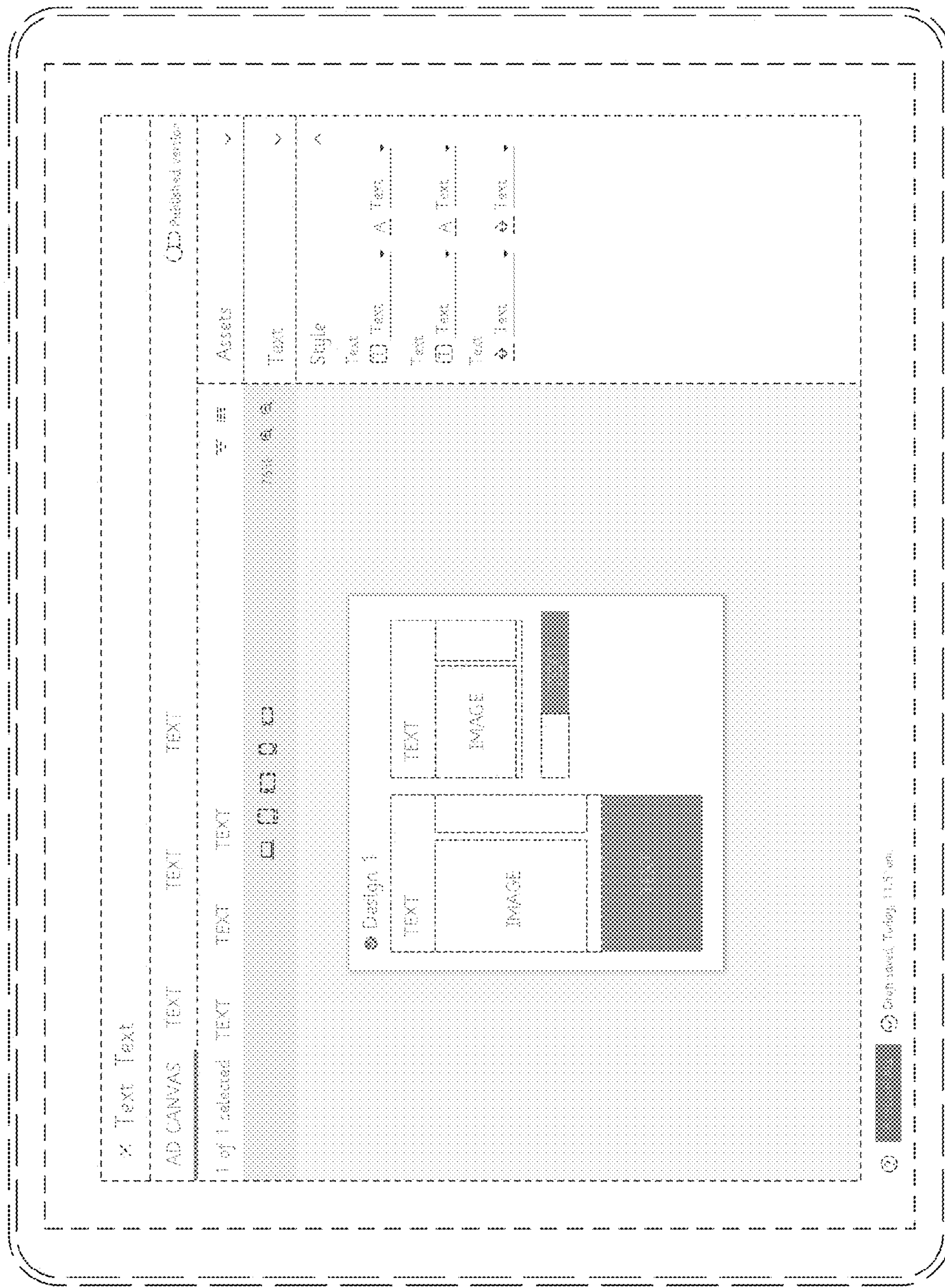


FIG. 1

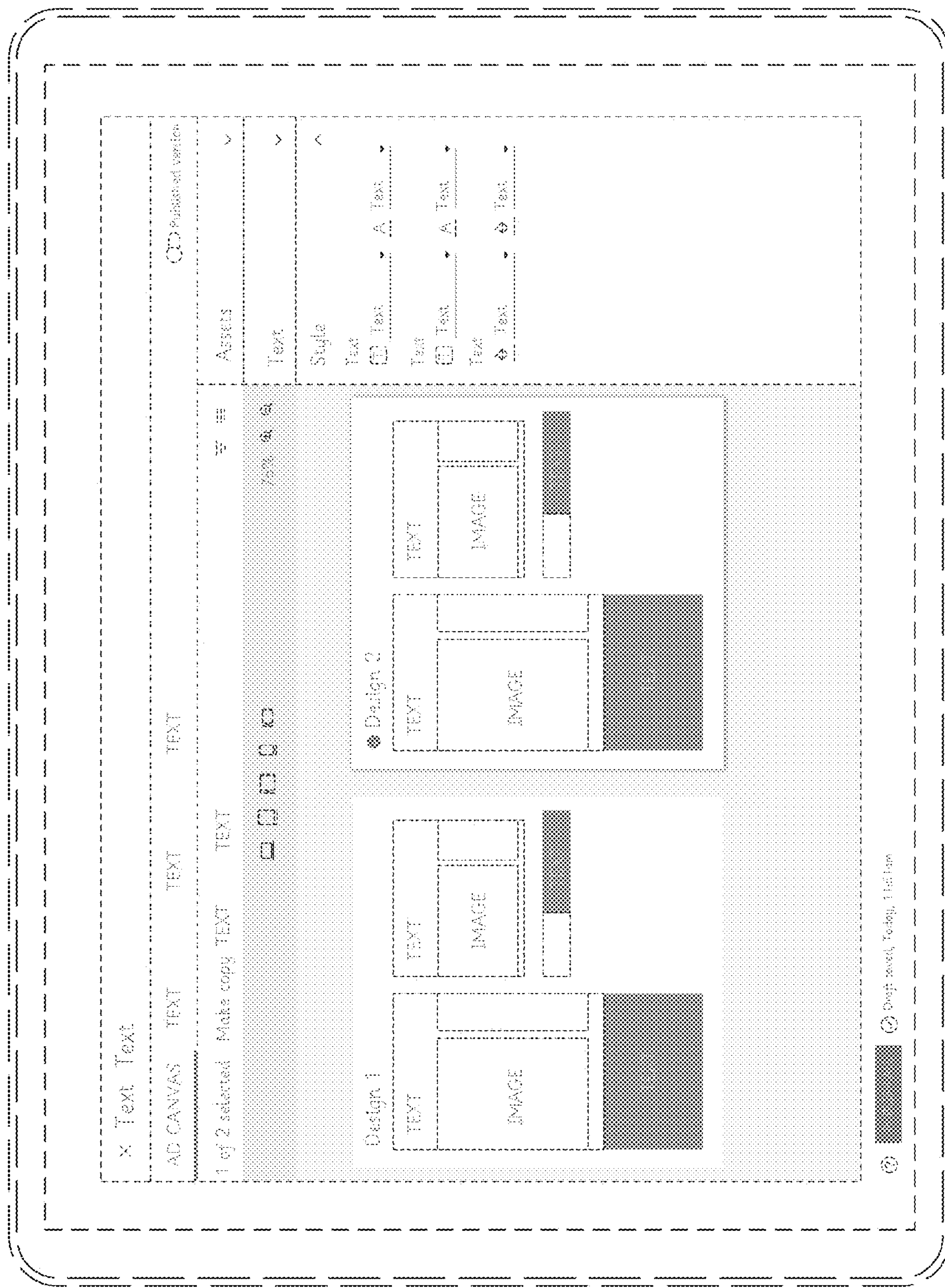


FIG. 2

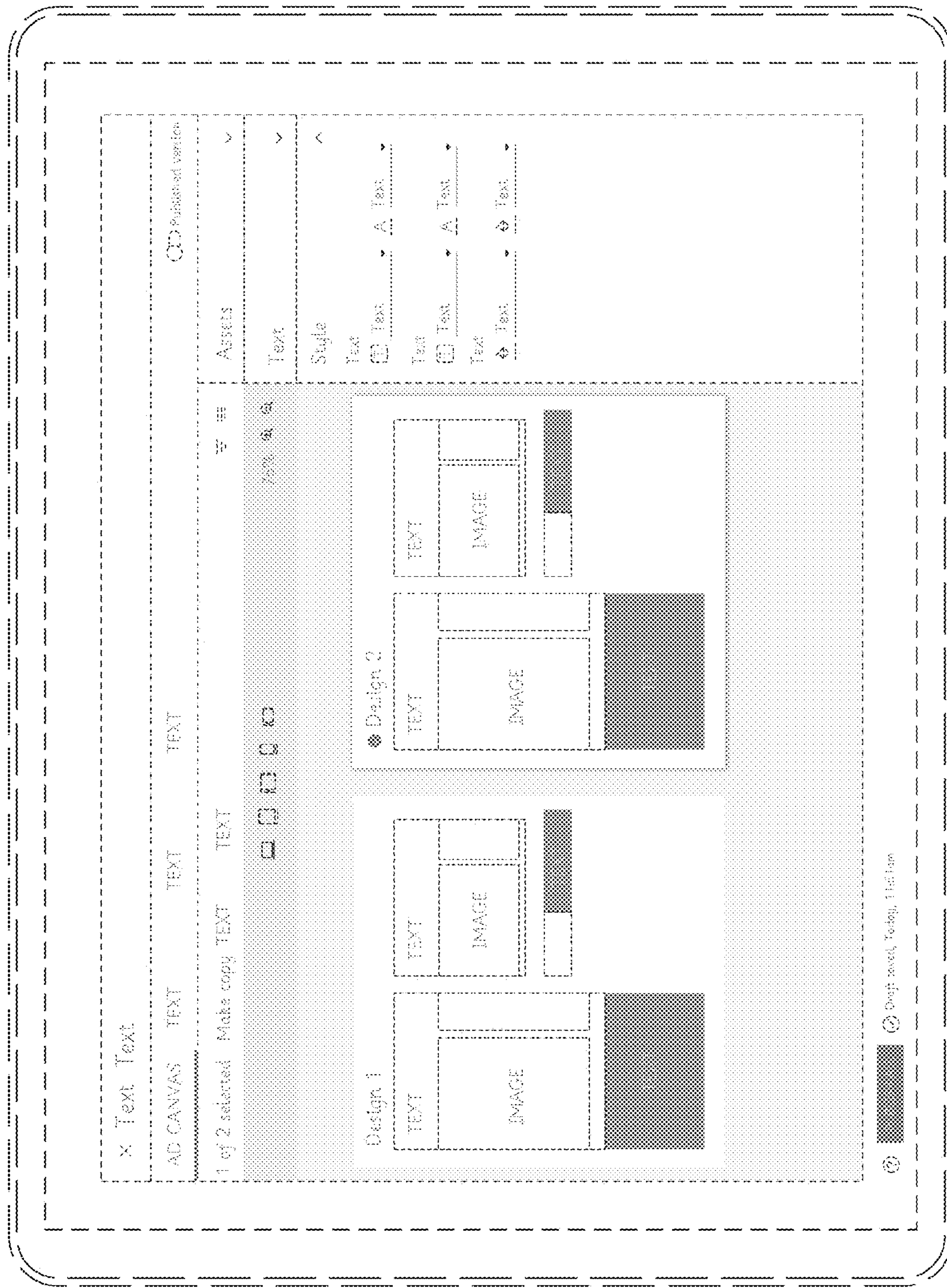


FIG. 4

