



US00D876433S

(12) **United States Design Patent**  
**Lu et al.**

(10) **Patent No.:** **US D876,433 S**

(45) **Date of Patent:** **\*\* Feb. 25, 2020**

(54) **KEY DEVICE**

(71) Applicant: **Feitian Technologies Co., Ltd.**, Beijing (CN)

(72) Inventors: **Zhou Lu**, Beijing (CN); **Huazhang Yu**, Beijing (CN)

(73) Assignee: **Feitian Technologies Co., Ltd.**, Beijing (CN)

(\*\*) Term: **15 Years**

(21) Appl. No.: **29/662,498**

(22) Filed: **Sep. 6, 2018**

(51) **LOC (12) Cl.** ..... **14-02**

(52) **U.S. Cl.**  
USPC ..... **D14/383**

(58) **Field of Classification Search**  
USPC ..... D14/300–302, 313, 314, 341, 348–370, D14/383, 385, 432, 436, 496, 125, 135, D14/134, 155, 167, 168, 230, 231, 233, D14/235, 237, 240–242, 299; D10/65, D10/75, 78; D13/103, 149, 162, 184, D13/199; D18/4.4–4.6, 12.1, 56; 361/679.31–679.45, 752; 711/100, 115; 382/115, 124  
CPC .. G06K 9/00006; G06K 9/6807; G06F 21/32; G06F 17/30  
See application file for complete search history.

(56) **References Cited**

U.S. PATENT DOCUMENTS

D335,432 S \* 5/1993 Vaughan ..... D8/34  
D441,524 S \* 5/2001 Shimizu ..... D13/168

D627,153 S \* 11/2010 Schmidt ..... D3/207  
D642,374 S \* 8/2011 Morrish ..... D3/210  
D680,732 S \* 4/2013 Nagy ..... D3/207  
D742,877 S \* 11/2015 Tsuchida ..... D14/383  
D783,613 S \* 4/2017 Maus ..... D14/383  
D785,623 S \* 5/2017 Kaiya ..... D14/384

\* cited by examiner

*Primary Examiner* — Austin Murphy

(74) *Attorney, Agent, or Firm* — Hammer & Associates, P.C.

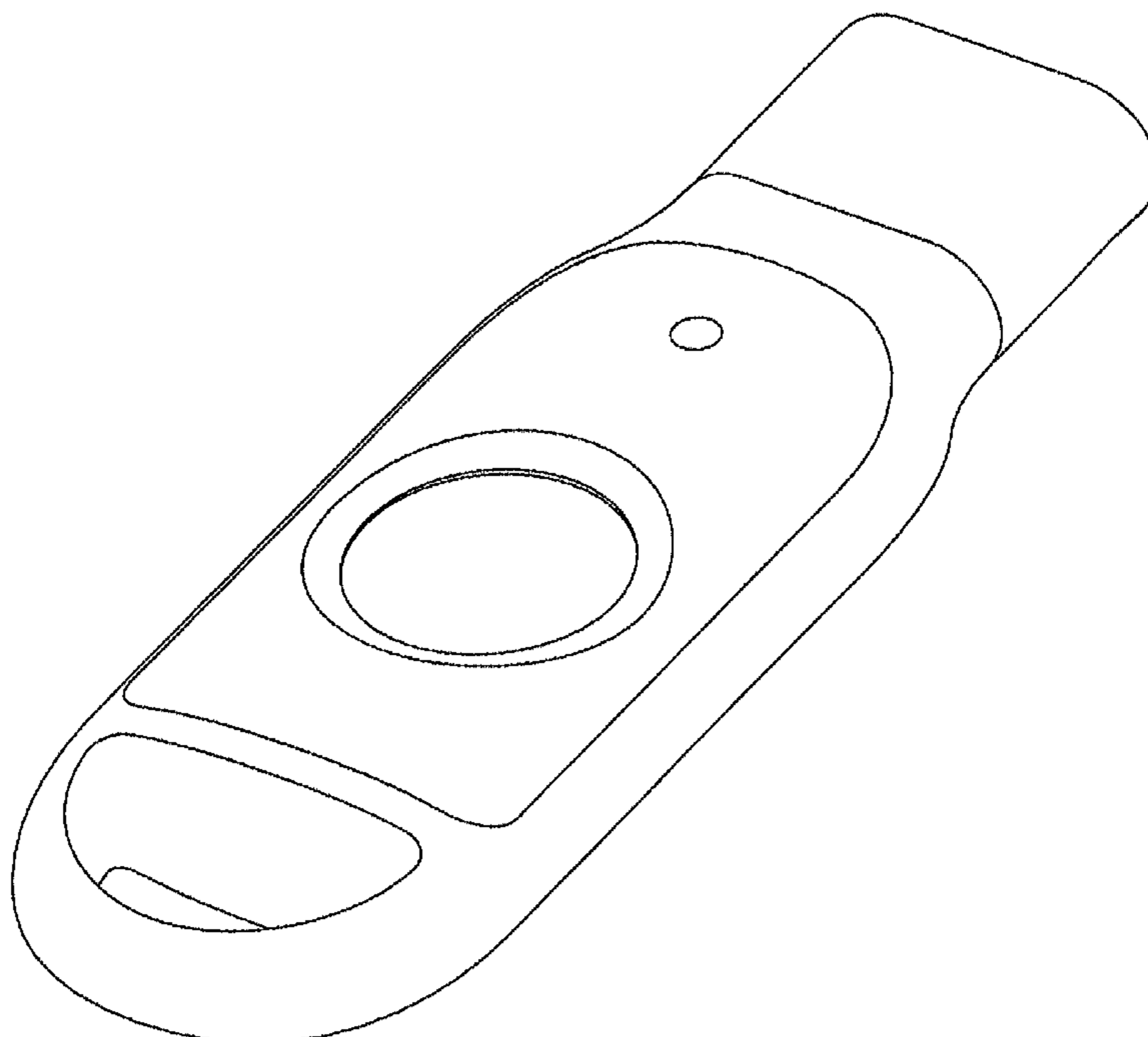
(57) **CLAIM**

The ornamental design for a key device, as shown and described.

**DESCRIPTION**

FIG. 1 is a perspective view of one embodiment of an key device showing the new design;  
FIG. 2 is another perspective view of the embodiment from FIG. 1;  
FIG. 3 is a first side elevational view of the embodiment from FIG. 1;  
FIG. 4 is a second side elevational view of the embodiment from FIG. 1;  
FIG. 5 is a third side elevational view of the embodiment from FIG. 1;  
FIG. 6 is a fourth side elevational view of the embodiment from FIG. 1;  
FIG. 7 is a top plan view of the embodiment from FIG. 1; and,  
FIG. 8 is a bottom plan view of the embodiment from FIG. 1.

**1 Claim, 8 Drawing Sheets**



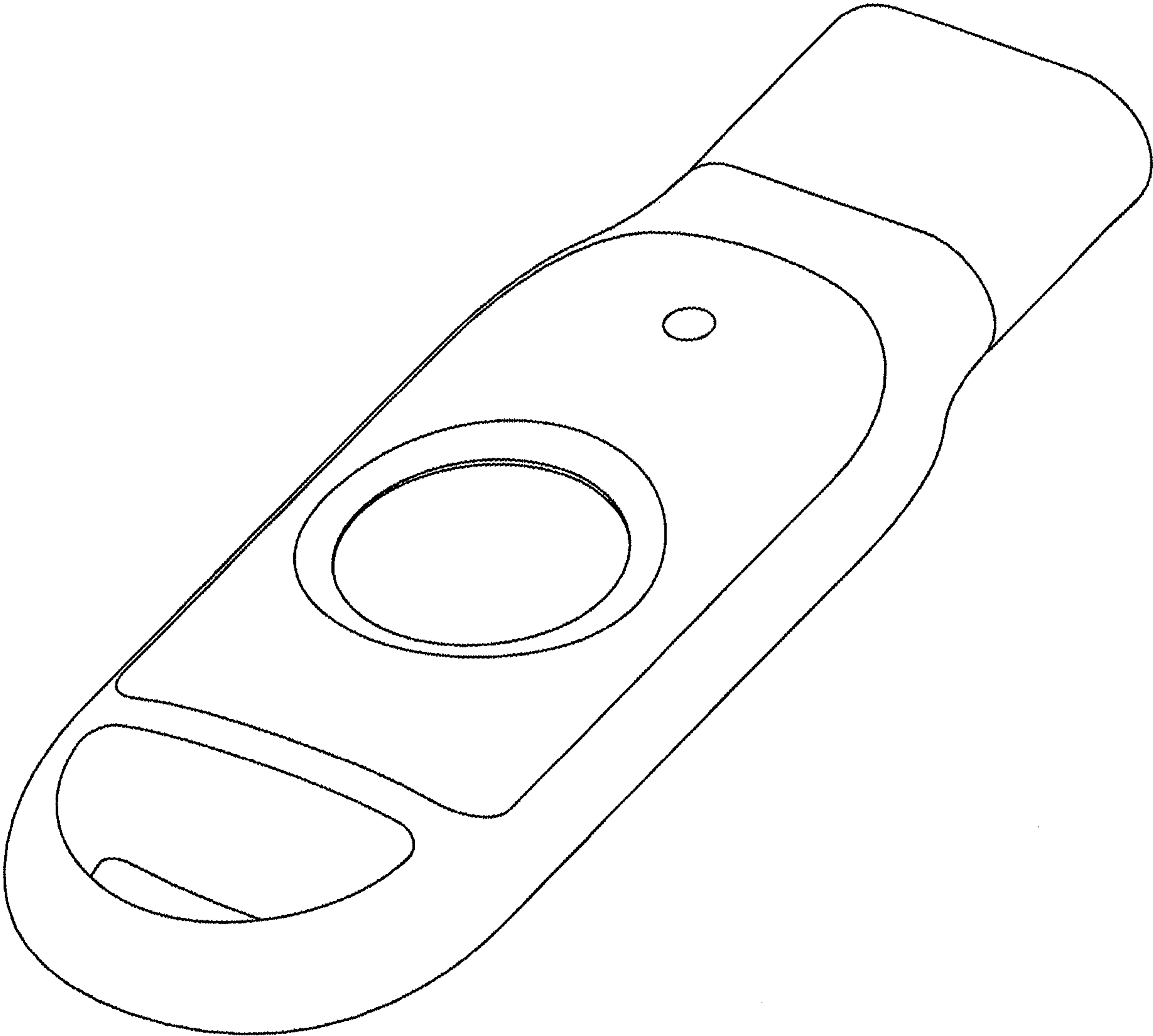


Fig. 1

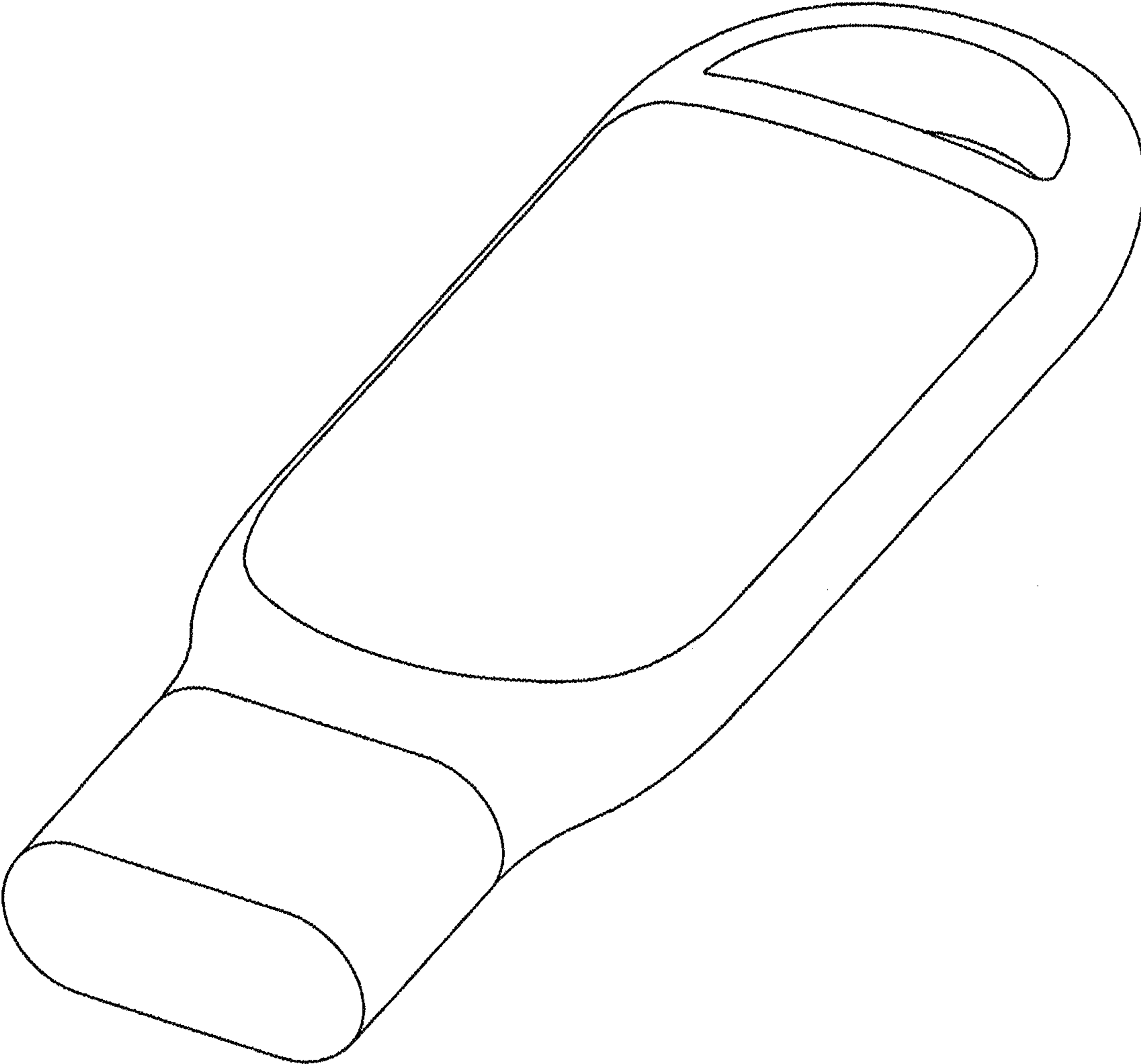


Fig. 2

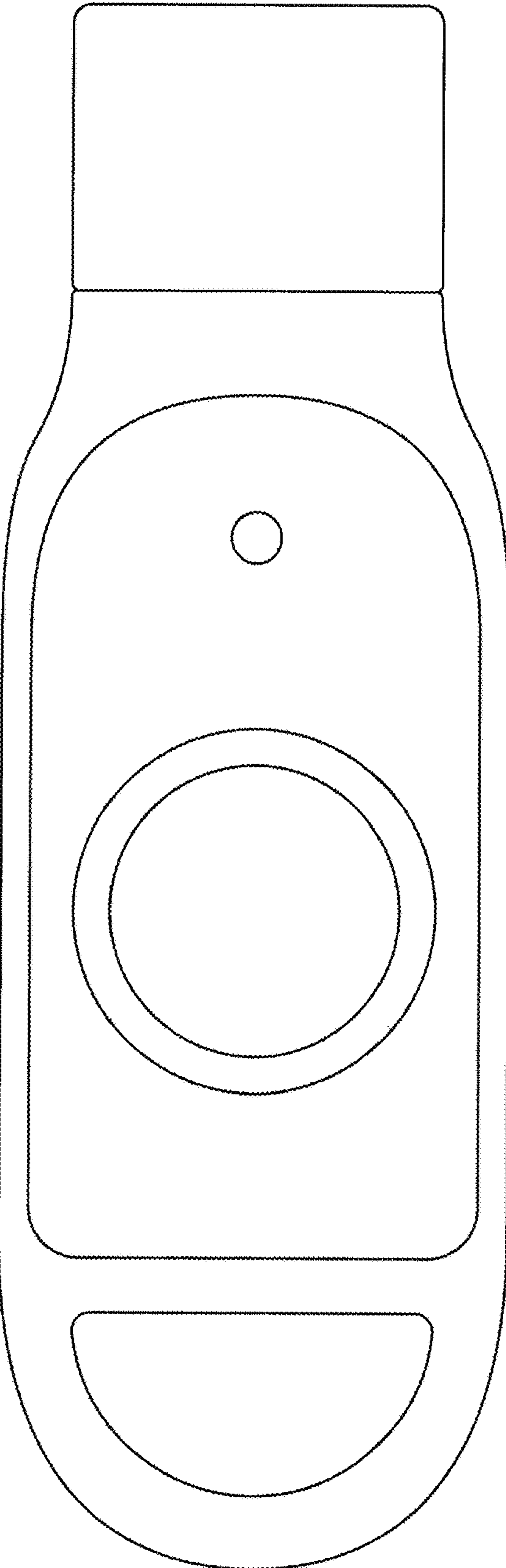


Fig. 3




Fig. 4

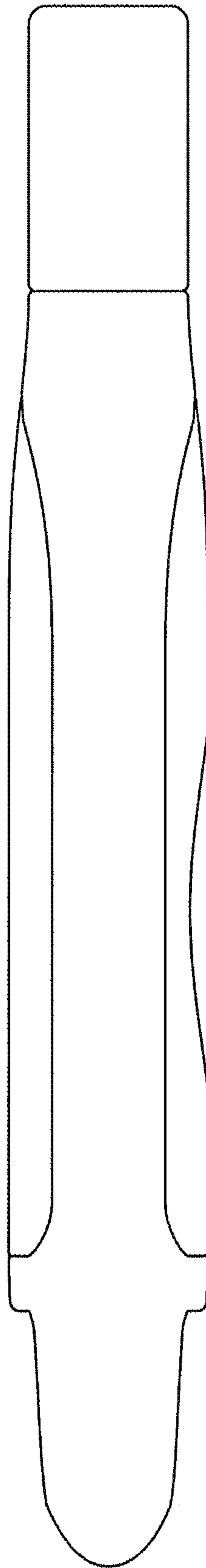


Fig. 5

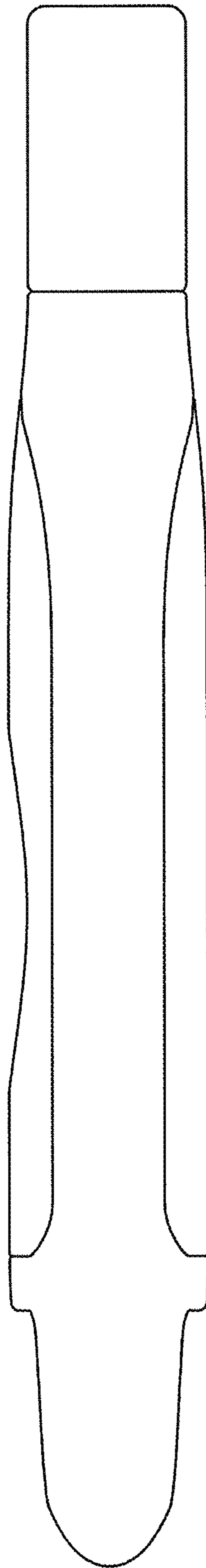


Fig. 6




Fig. 7






Fig. 8