



US00D876407S

(12) **United States Design Patent**  
**Xianda et al.**

(10) **Patent No.:** **US D876,407 S**

(45) **Date of Patent:** **\*\* Feb. 25, 2020**

(54) **WIRELESS VOICE GATEWAY ENCLOSURE**

5,844,893 A \* 12/1998 Gollnick ..... G08C 17/02  
370/328

(71) Applicant: **ARRIS Enterprises, Inc.**, Suwanee,  
GA (US)

D488,150 S \* 4/2004 Chen ..... D14/242

D610,133 S \* 2/2010 Asano ..... D14/240

D633,495 S \* 3/2011 Yoon ..... D14/240

D642,167 S \* 7/2011 Brandt ..... D14/240

D673,935 S \* 1/2013 Lee ..... D14/240

(72) Inventors: **Fu Xianda**, Zhejiang (CN); **Li Tseng Kang**, New Taipei (TW); **Wang Xinhong**, Zhejiang (CN); **Zhang Xiaohui**, Zhejiang (CN); **Yao Hongyan**, Zhejiang (CN)

**FOREIGN PATENT DOCUMENTS**

CN 301589593 \* 6/2011

CN 303564464 \* 1/2016

JP D1134791 \* 2/2002

JP D1385923 \* 4/2010

(73) Assignee: **ARRIS Enterprises, Inc.**, Suwanee,  
GA (US)

\* cited by examiner

(\*\*) Term: **15 Years**

*Primary Examiner* — Susan Bennett Hattan

*Assistant Examiner* — Lauren D McVey

(21) Appl. No.: **29/534,640**

(74) *Attorney, Agent, or Firm* — Bart A. Perkins

(22) Filed: **Jul. 30, 2015**

(57) **CLAIM**

(51) **LOC (12) Cl.** ..... **14-03**

The ornamental design for a wireless voice gateway enclosure, as shown and described.

(52) **U.S. Cl.**

USPC ..... **D14/240**

**DESCRIPTION**

(58) **Field of Classification Search**

USPC ..... D14/240, 242, 125, 348, 355, 356, 496,  
D14/357, 358, 140–140.9, 155, 137, 139,  
D14/243, 433

CPC ..... H04L 12/00; H03K 17/00; H04W 88/00;  
H04W 88/005; H04W 88/02; H04W  
88/08; H04W 88/085; H04W 88/10;  
H04W 88/12; H04W 88/14; H04B 1/38

See application file for complete search history.

FIG. 1 is a front perspective view of a wireless voice gateway enclosure showing our new design; FIG. 2 is a rear perspective view thereof; FIG. 3 is a front elevation view thereof; FIG. 4 is a rear elevation view thereof; FIG. 5 is a left side elevation view thereof; FIG. 6 is a right side elevation view thereof; FIG. 7 is a top plan view thereof; and, FIG. 8 is a bottom plan view thereof.

The broken lines immediately adjacent the claim represent the bounds of the claimed design while all other broken lines are directed to environment and are for illustrative purposes only; the broken lines form no part of the claimed design.

(56) **References Cited**

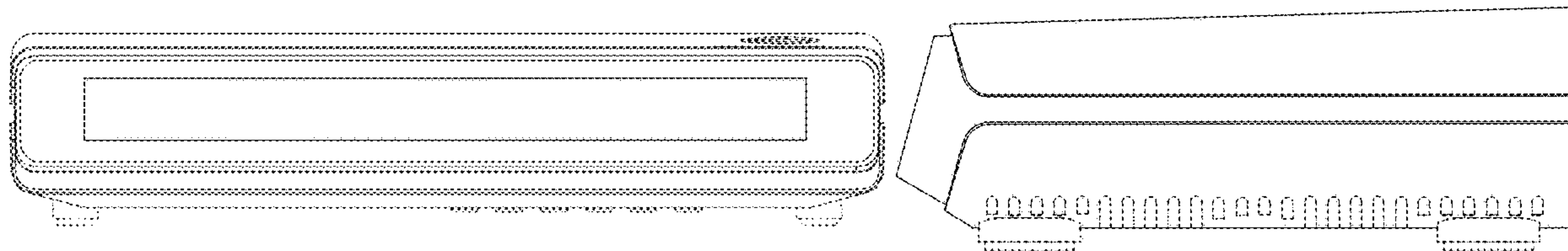
**U.S. PATENT DOCUMENTS**

D269,344 S \* 6/1983 Van de Ven ..... D10/15

D284,280 S \* 6/1986 Mack, Jr. .... D14/164

D381,321 S \* 7/1997 Yamauchi ..... D14/432

**1 Claim, 8 Drawing Sheets**



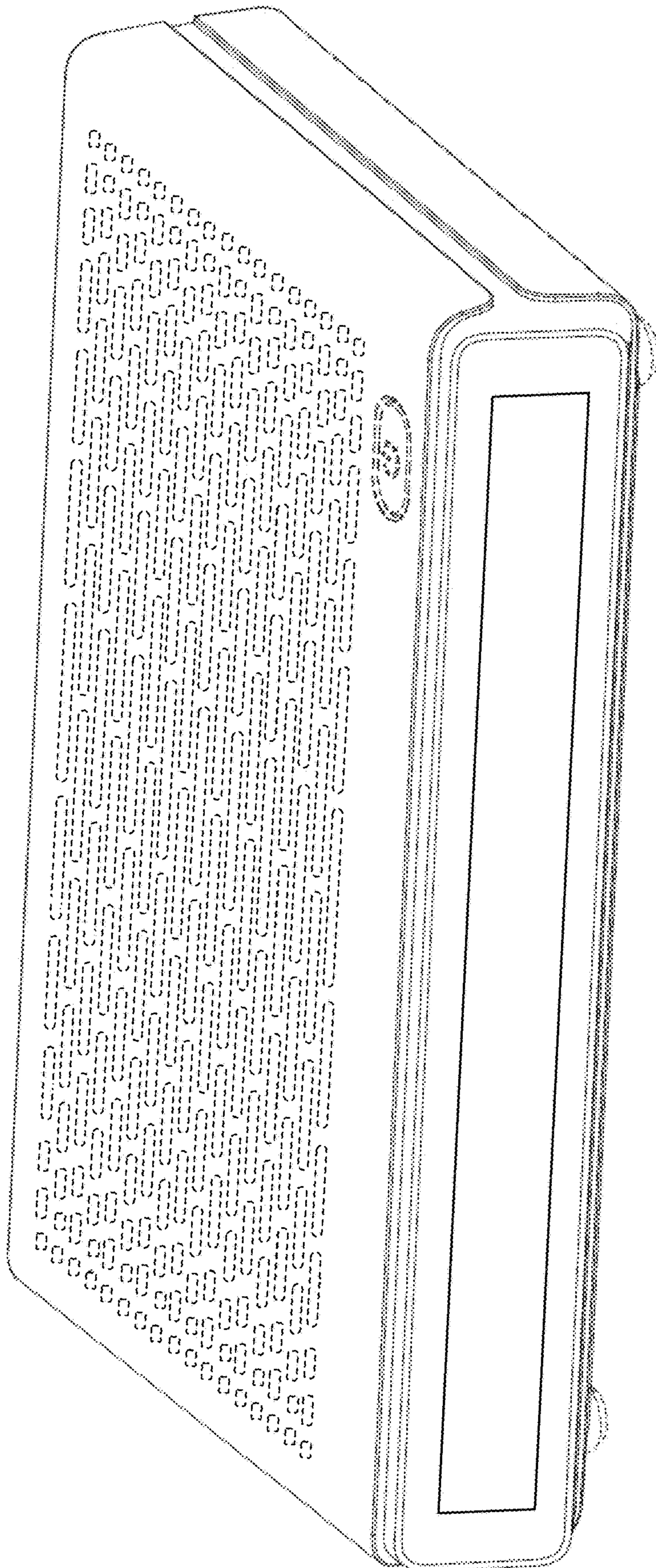


FIG. 1

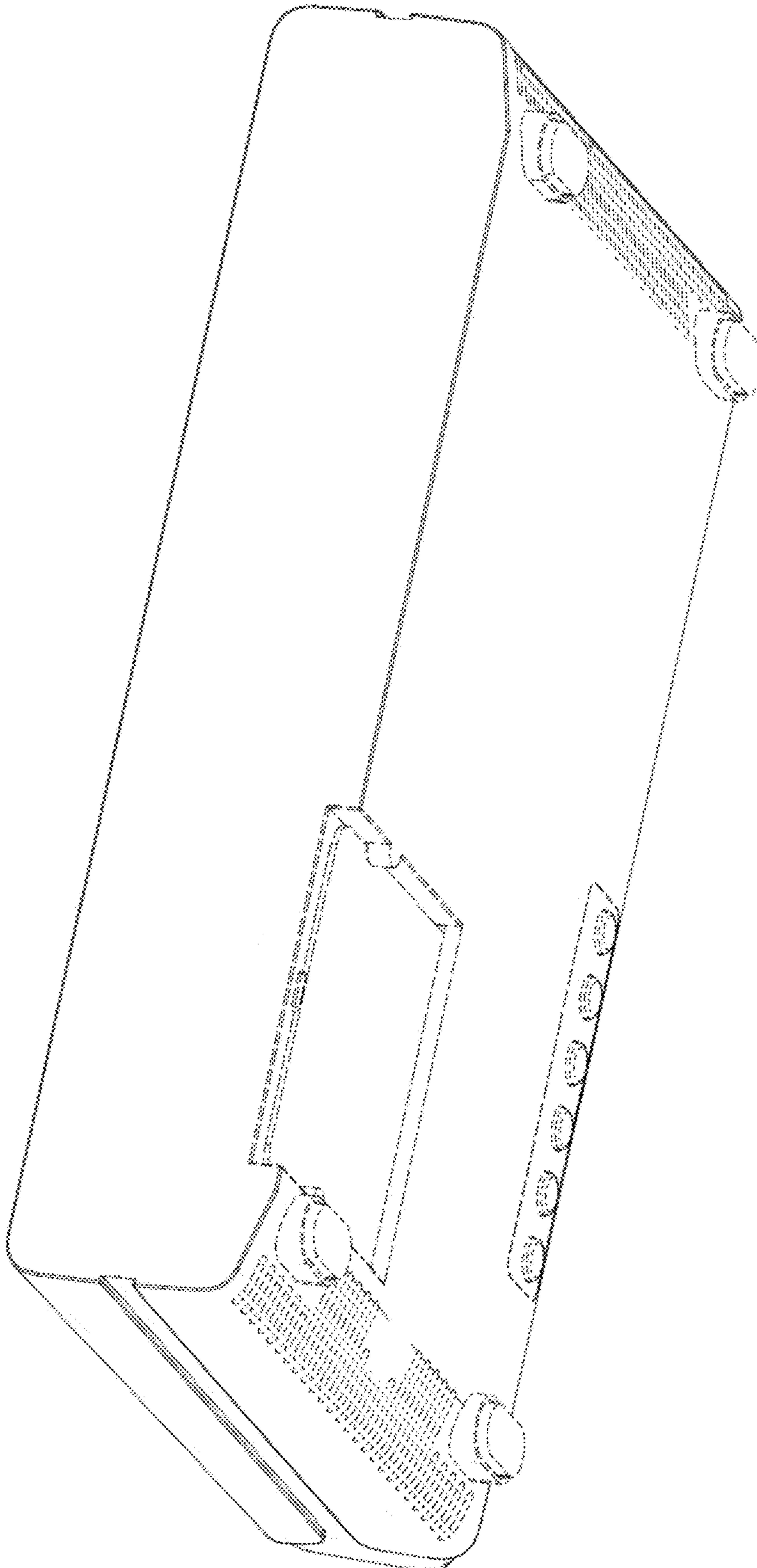


FIG. 2



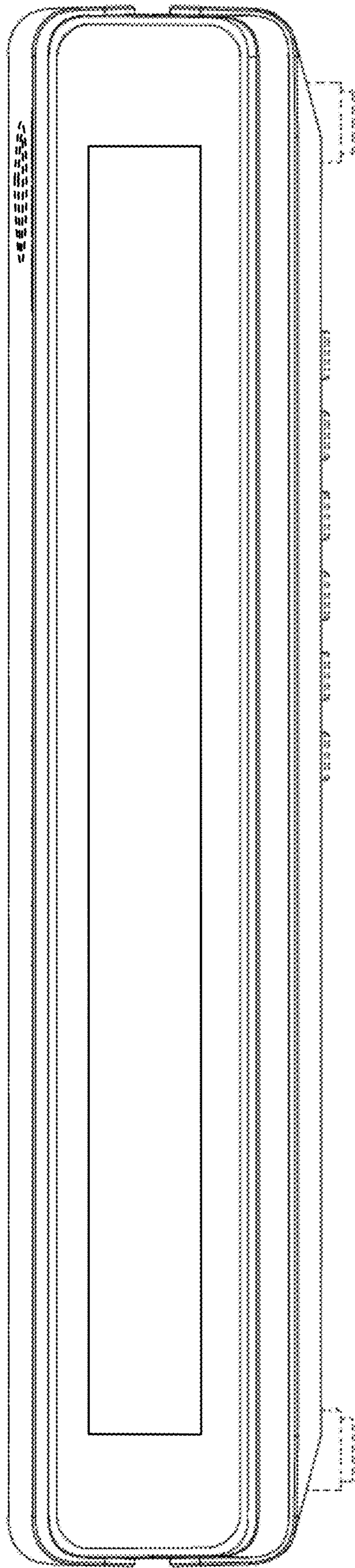


FIG. 3

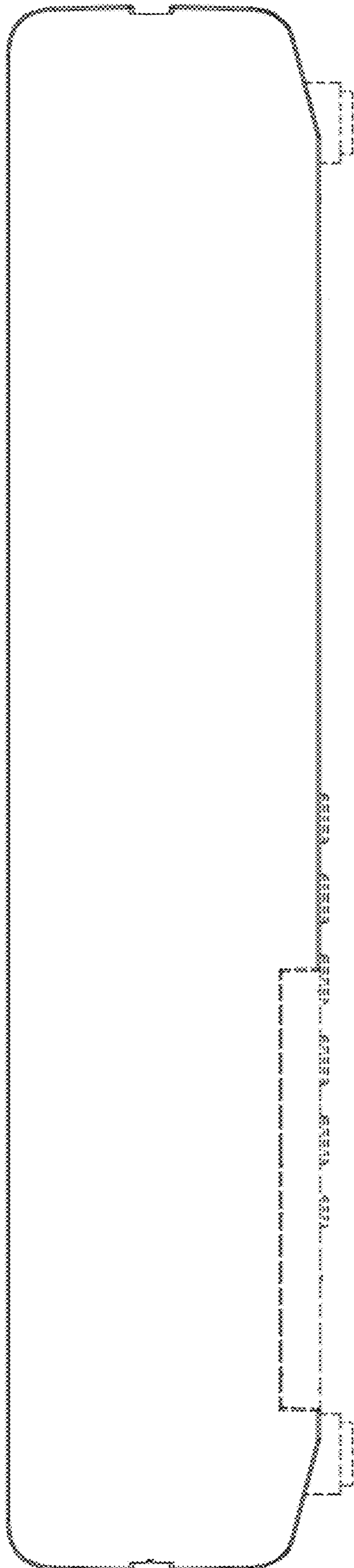


FIG. 4

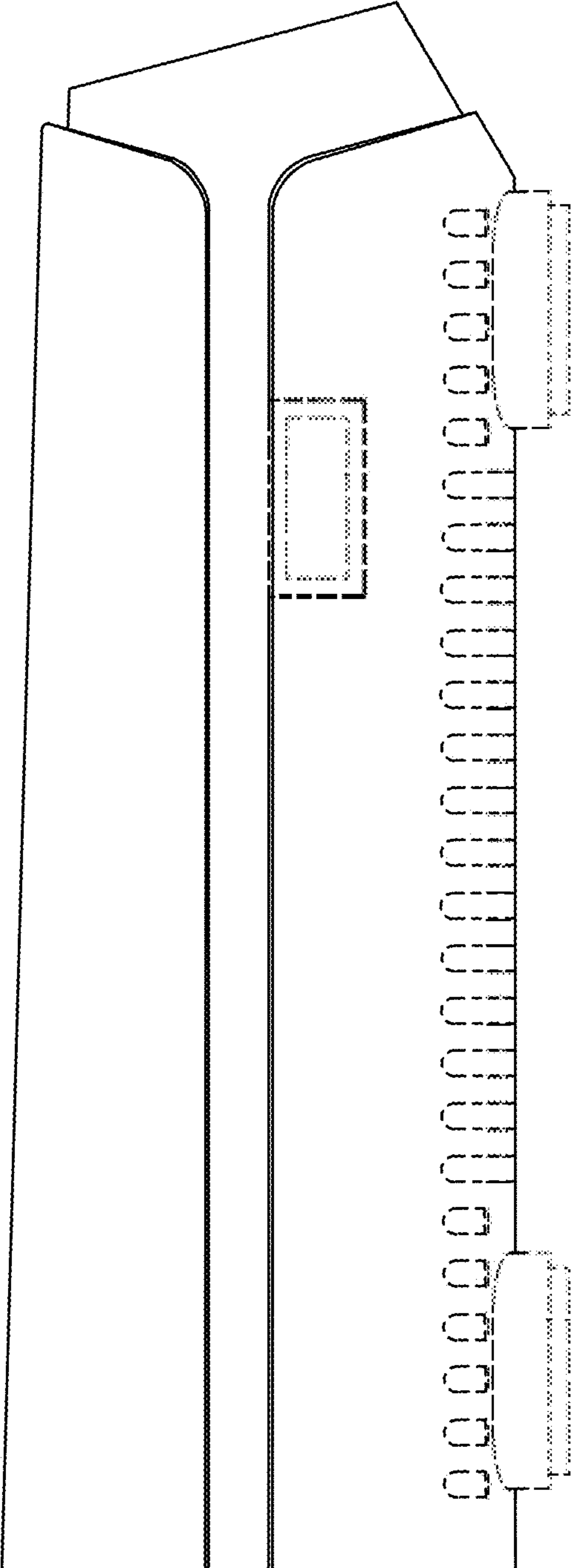


FIG. 5

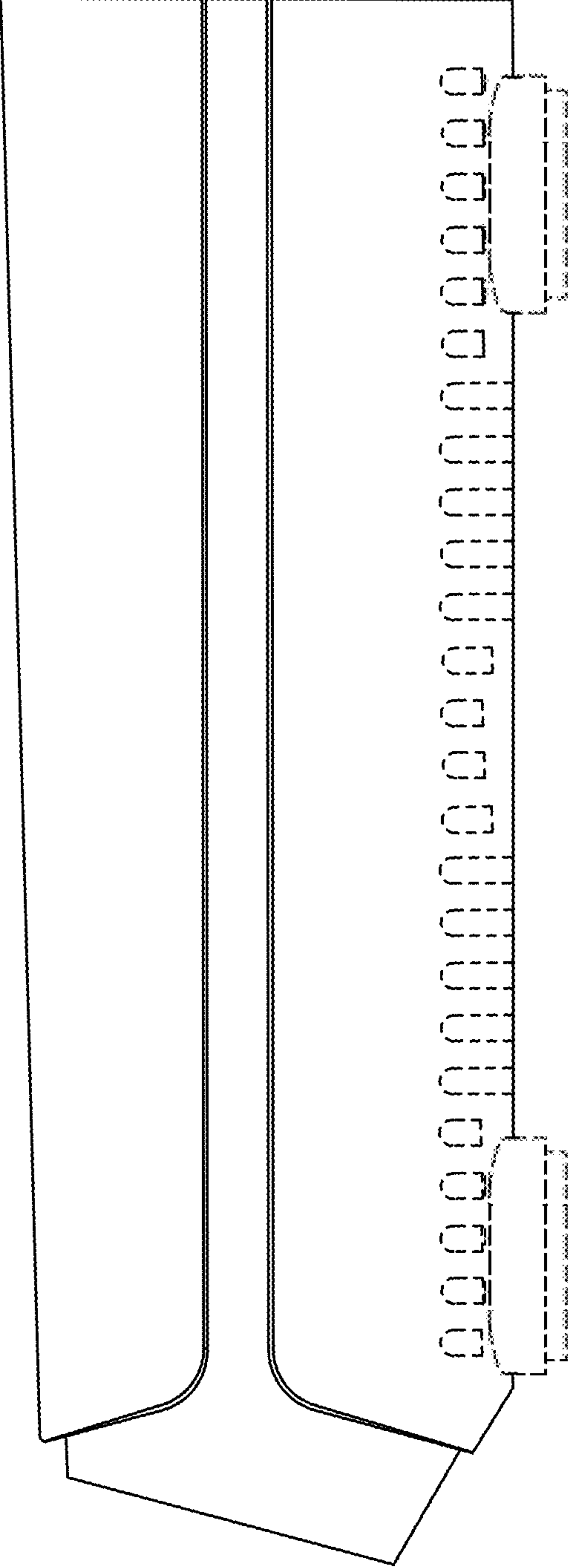


FIG. 6



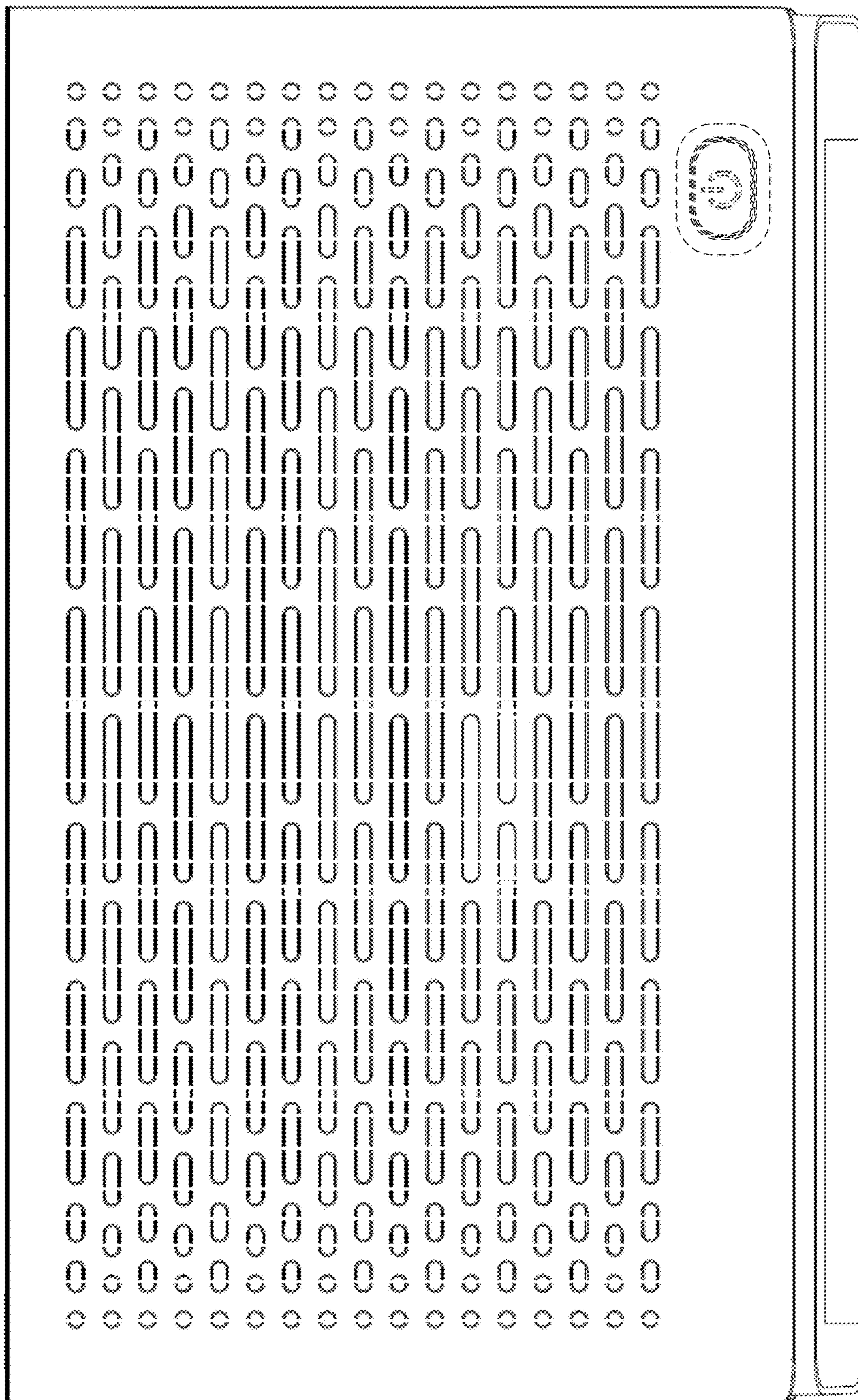


FIG. 7






FIG. 8