



US00D876403S

(12) **United States Design Patent** (10) **Patent No.:** **US D876,403 S**  
**Keyrouz et al.** (45) **Date of Patent:** **\*\* Feb. 25, 2020**

(54) **ANTENNA**  
(71) Applicant: **THE ANTENNA COMPANY,**  
Eindhoven (NL)  
(72) Inventors: **Shady Keyrouz,** Eindhoven (NL);  
**Yacouba Louh,** Eindhoven (NL);  
**Martijn Tijssen,** Eindhoven (NL);  
**Diego Caratelli,** Duizel (NL)  
(73) Assignee: **THE ANTENNA COMPANY,**  
Eindhoven (NL)  
(\*\*) Term: **15 Years**  
(21) Appl. No.: **29/679,230**  
(22) Filed: **Feb. 4, 2019**  
(51) **LOC (12) Cl.** ..... **14-03**  
(52) **U.S. Cl.**  
USPC ..... **D14/230**  
(58) **Field of Classification Search**  
USPC ..... D14/138, 230-238, 299, 358; D12/42,  
D12/43  
CPC ..... H01Q 7/00; H01Q 13/10; H01Q 9/285;  
H01Q 19/30; H01Q 19/12; H01Q 1/38;  
H01Q 1/36; H01Q 2/0027; H01Q 1/48;  
H01Q 9/045; H01Q 1/243; H04B 1/0475;  
H04B 1/034; H05K 11/00  
See application file for complete search history.

D658,639 S \* 5/2012 Huang ..... D14/230  
D659,685 S \* 5/2012 Huang ..... D14/230  
D668,640 S \* 10/2012 Matsumoto ..... D14/230  
D685,772 S \* 7/2013 Zheng ..... D14/230  
D704,682 S \* 5/2014 Forster ..... D14/230  
D763,832 S \* 8/2016 Gosalia ..... D14/230  
D764,446 S \* 8/2016 Chang ..... D14/230  
D781,823 S \* 3/2017 Chang ..... D14/230  
D789,912 S \* 6/2017 Zheng ..... D14/230  
D791,745 S \* 7/2017 Gosalia ..... D14/230  
D794,000 S \* 8/2017 Gosalia ..... D14/230  
D798,279 S \* 9/2017 Raffaelli ..... D14/230  
D798,845 S \* 10/2017 Nair ..... H01Q 1/48  
D14/230  
D801,954 S \* 11/2017 He ..... D14/230  
D802,564 S \* 11/2017 Nair ..... D14/230  
D822,648 S \* 7/2018 Gosalia ..... D14/230  
D838,705 S \* 1/2019 He ..... D14/230  
D859,375 S \* 9/2019 Gosalia ..... D14/230  
2002/0003499 A1 \* 1/2002 Kouam ..... H01Q 1/243  
343/700 MS  
2005/0062655 A1 \* 3/2005 Suganthan ..... H01Q 1/243  
343/702

(Continued)

*Primary Examiner* — John Windmuller  
(74) *Attorney, Agent, or Firm* — Innovation Capital Law  
Group, LLP; Vic Lin

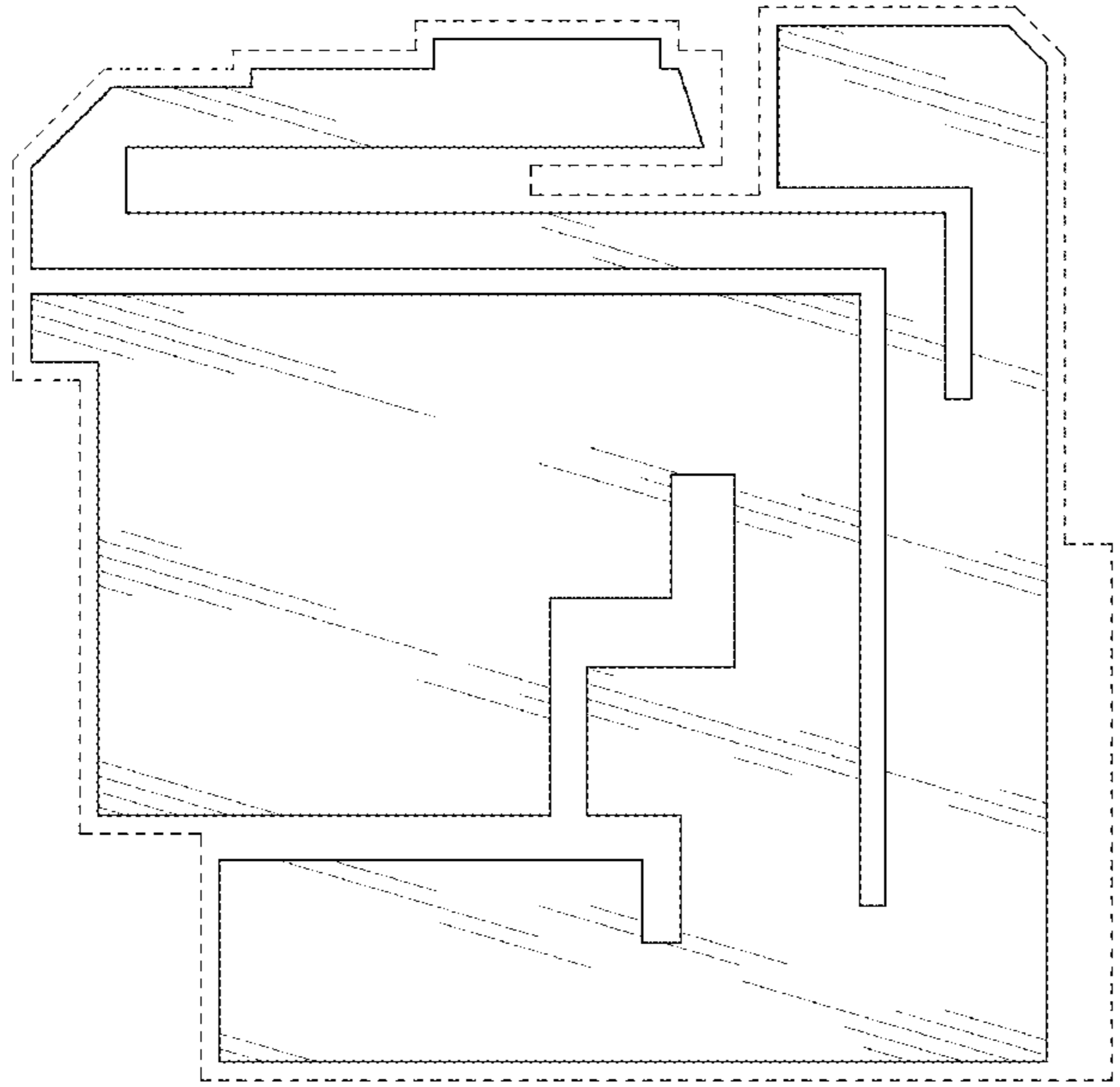
(57) **CLAIM**  
The ornamental design for an antenna, as shown and  
described.

**DESCRIPTION**

FIG. 1 is a front elevation view of an antenna;  
FIG. 2 is a rear elevation view thereof;  
FIG. 3 is a front perspective view thereof; and,  
FIG. 4 is a perspective view thereof in a bent configuration.  
The broken line portion of the figures is included to show  
unclaimed subject matter only and forms no part of the  
claimed design.

**1 Claim, 4 Drawing Sheets**

(56) **References Cited**  
U.S. PATENT DOCUMENTS  
6,552,686 B2 \* 4/2003 Ollikainen ..... H01Q 1/243  
343/700 MS  
6,693,594 B2 \* 2/2004 Pankinaho ..... H01Q 1/243  
343/700 MS  
7,079,079 B2 \* 7/2006 Jo ..... H01Q 1/243  
343/700 MS  
D649,962 S \* 12/2011 Tseng ..... D14/230



(56)

**References Cited**

U.S. PATENT DOCUMENTS

2007/0030203 A1\* 2/2007 Tsai ..... H01Q 9/42  
343/702  
2009/0146906 A1\* 6/2009 Anguera Pros ..... H01Q 5/371  
343/906  
2011/0006950 A1\* 1/2011 Park ..... 343/700 MS

\* cited by examiner

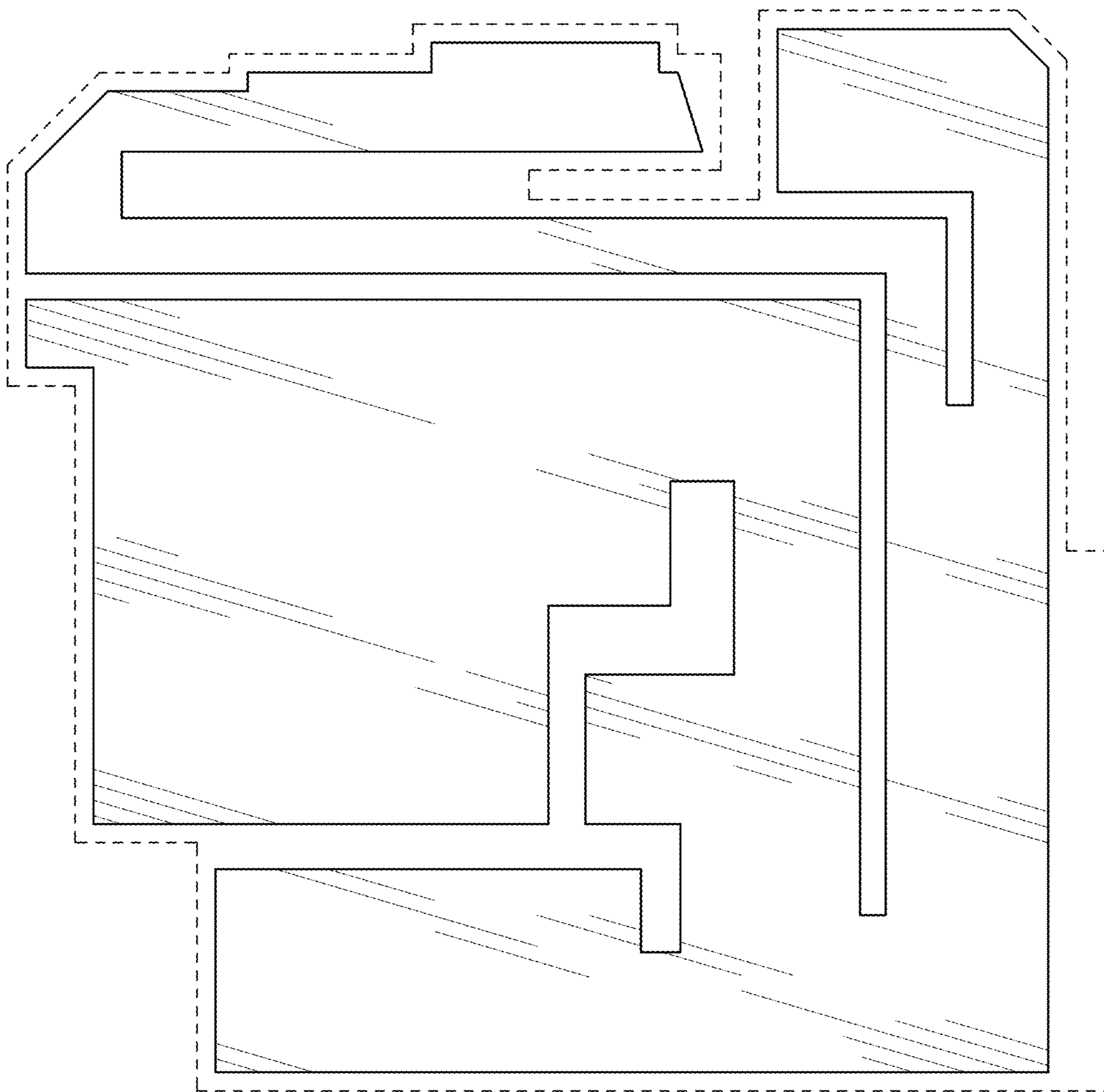


FIG. 1



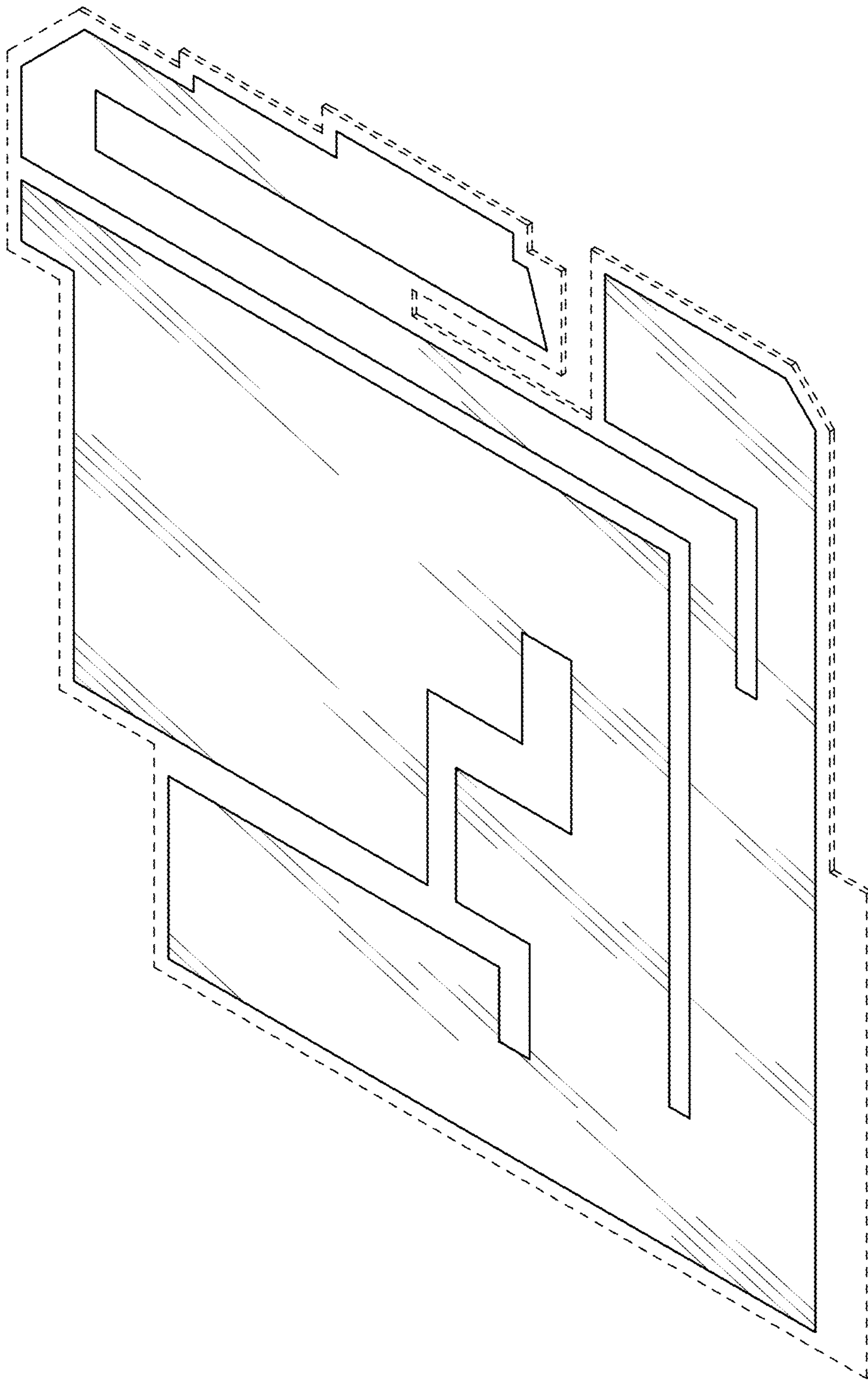


FIG. 3

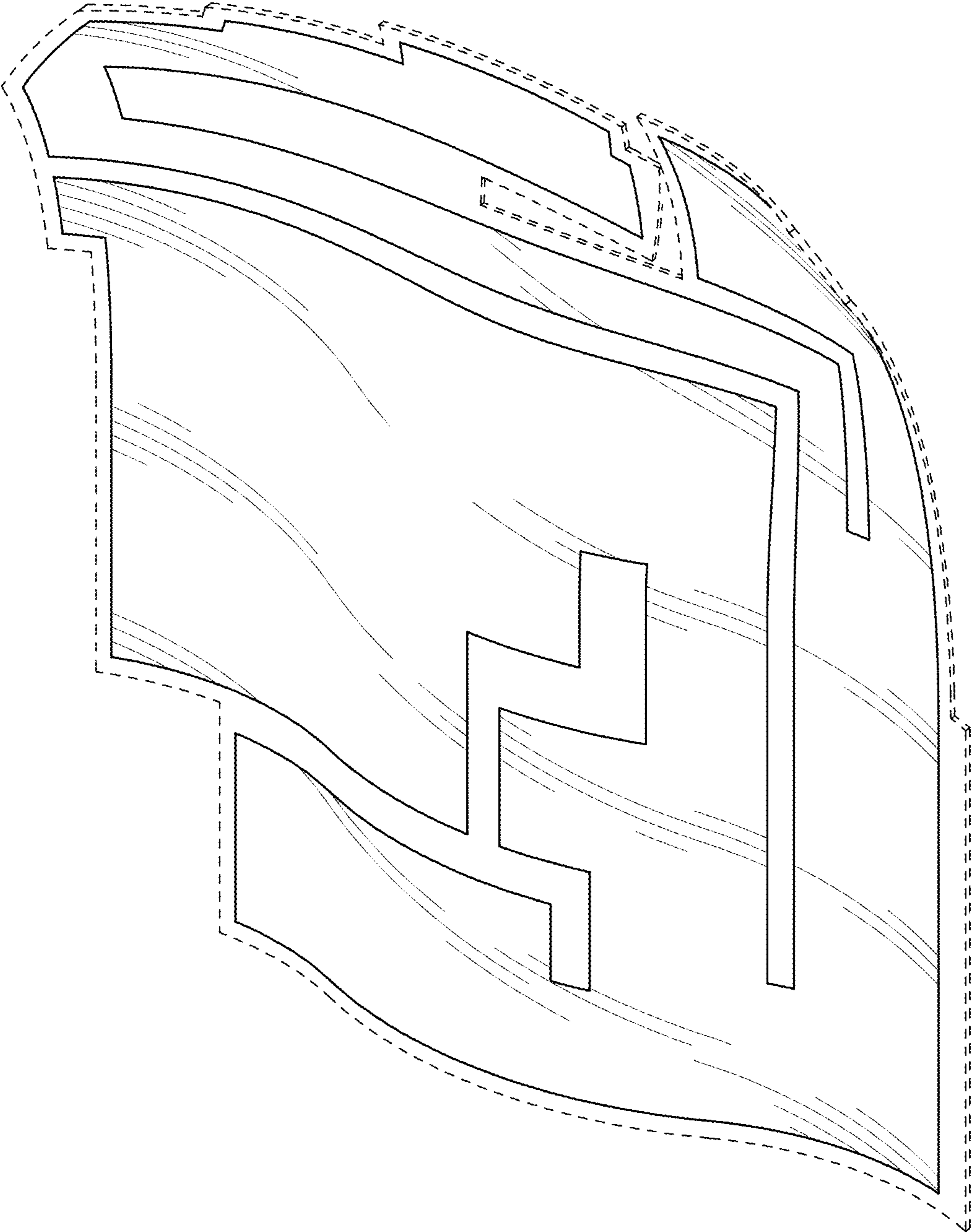


FIG. 4