



US00D876378S

(12) **United States Design Patent**
Zhu

(10) **Patent No.:** **US D876,378 S**

(45) **Date of Patent:** **** Feb. 25, 2020**

(54) **PORTABLE DVD PLAYER**

(71) Applicant: **SHENZHEN KEJINMING ELECTRONIC CO., LTD.**, Shenzhen (CN)

(72) Inventor: **Xianxiong Zhu**, Hubei (CN)

(73) Assignee: **SHENZHEN KEJINMING ELECTRONIC CO., LTD.**, Shenzhen (CN)

(**) Term: **15 Years**

(21) Appl. No.: **29/660,041**

(22) Filed: **Aug. 15, 2018**

(51) **LOC (12) Cl.** **14-03**

(52) **U.S. Cl.**
USPC **D14/129**

(58) **Field of Classification Search**
USPC D14/498-511, 125, 129
CPC B60K 35/00; B60K 37/00; B60K 37/02;
B60K 37/06; B60R 11/02; H04B 1/06;
H04B 1/08; H04B 1/082
See application file for complete search history.

(56) **References Cited**

U.S. PATENT DOCUMENTS

D501,452 S * 2/2005 Peng D14/129
D507,548 S * 7/2005 Peng D14/129

D512,972 S * 12/2005 Peng D14/129
D513,738 S * 1/2006 Peng D14/501
D515,052 S * 2/2006 Peng D14/129
D519,476 S * 4/2006 Peng D14/129
D538,244 S * 3/2007 Zeitman D14/500

* cited by examiner

Primary Examiner — Randall H Gholson

(57) **CLAIM**

The ornamental design for a portable DVD player, as shown and described.

DESCRIPTION

FIG. 1 is a perspective view of a portable DVD player showing my new design;
FIG. 2 is a front elevation view thereof;
FIG. 3 is back elevation view thereof;
FIG. 4 is a left side view thereof;
FIG. 5 is a right side view thereof;
FIG. 6 is a top plan view thereof; and,
FIG. 7 is a bottom plan view thereof.
The broken lines in the drawing depict environmental subject matter only and form no part of the claimed design.

1 Claim, 7 Drawing Sheets





FIG 1




FIG 2




FIG 3

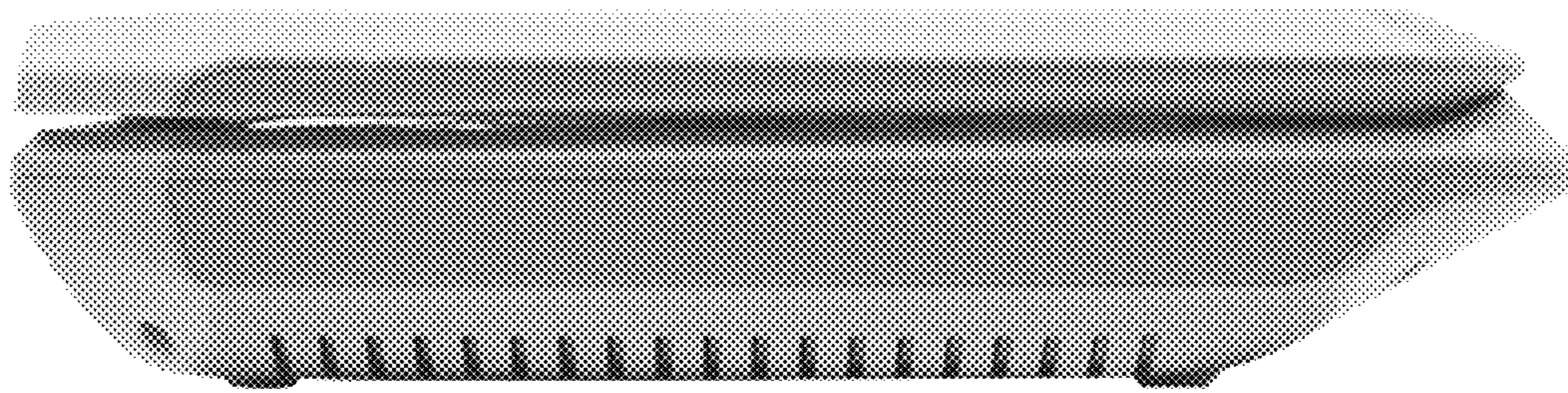


FIG 4




FIG 5




FIG 6




FIG 7