



US00D876353S

(12) **United States Design Patent** (10) **Patent No.:** **US D876,353 S**
Miller et al. (45) **Date of Patent:** **** Feb. 25, 2020**

(54) **BATTERY SEPARATOR** 3,947,537 A * 3/1976 Buntin H01M 2/14
264/137
(71) Applicant: **Daramic, LLC**, Charlotte, NC (US) 4,000,352 A * 12/1976 Hollenbeck H01M 2/18
429/147
(72) Inventors: **Eric H. Miller**, Philpot, KY (US); **M. Neal Golovin**, Owensboro, KY (US);
4,142,334 A 3/1979 Kirsch et al.
4,237,558 A 12/1980 Mackenroth, III et al.
Ahila Krishnamoorthy, Jalahalli
D311,896 S 11/1990 Mori
Bangalore (IN); **James P. Perry**, Utica,
D311,898 S * 11/1990 Luzader D13/119
KY (US); **J. Kevin Whear**, Utica, KY
(US)
(Continued)

(73) Assignee: **Daramic, LLC**, Charlotte, NC (US)
Primary Examiner — Derrick E Holland
Assistant Examiner — Jennifer O King
(74) *Attorney, Agent, or Firm* — Hammer & Associates,
P.C.

(**) Term: **15 Years**

(21) Appl. No.: **29/677,660**

(22) Filed: **Jan. 23, 2019**

(57) **CLAIM**

The ornamental design for a battery separator, as shown and described.

Related U.S. Application Data

(62) Division of application No. 29/580,376, filed on Oct. 7, 2016, now Pat. No. Des. 847,746.

(51) **LOC (12) Cl.** **13-02**

(52) **U.S. Cl.**
USPC **D13/119**

(58) **Field of Classification Search**
USPC D13/103, 104, 110, 107, 119, 120, 156;
429/175, 151

CPC H01R 13/641; H01M 2/1027; H01M
2/1022; H01M 2/1072; H01M 2/105;
H01M 2/1077; H01M 2/18; H01M 2/14;
H01M 2/1686; Y10T 428/2457

See application file for complete search history.

(56) **References Cited**

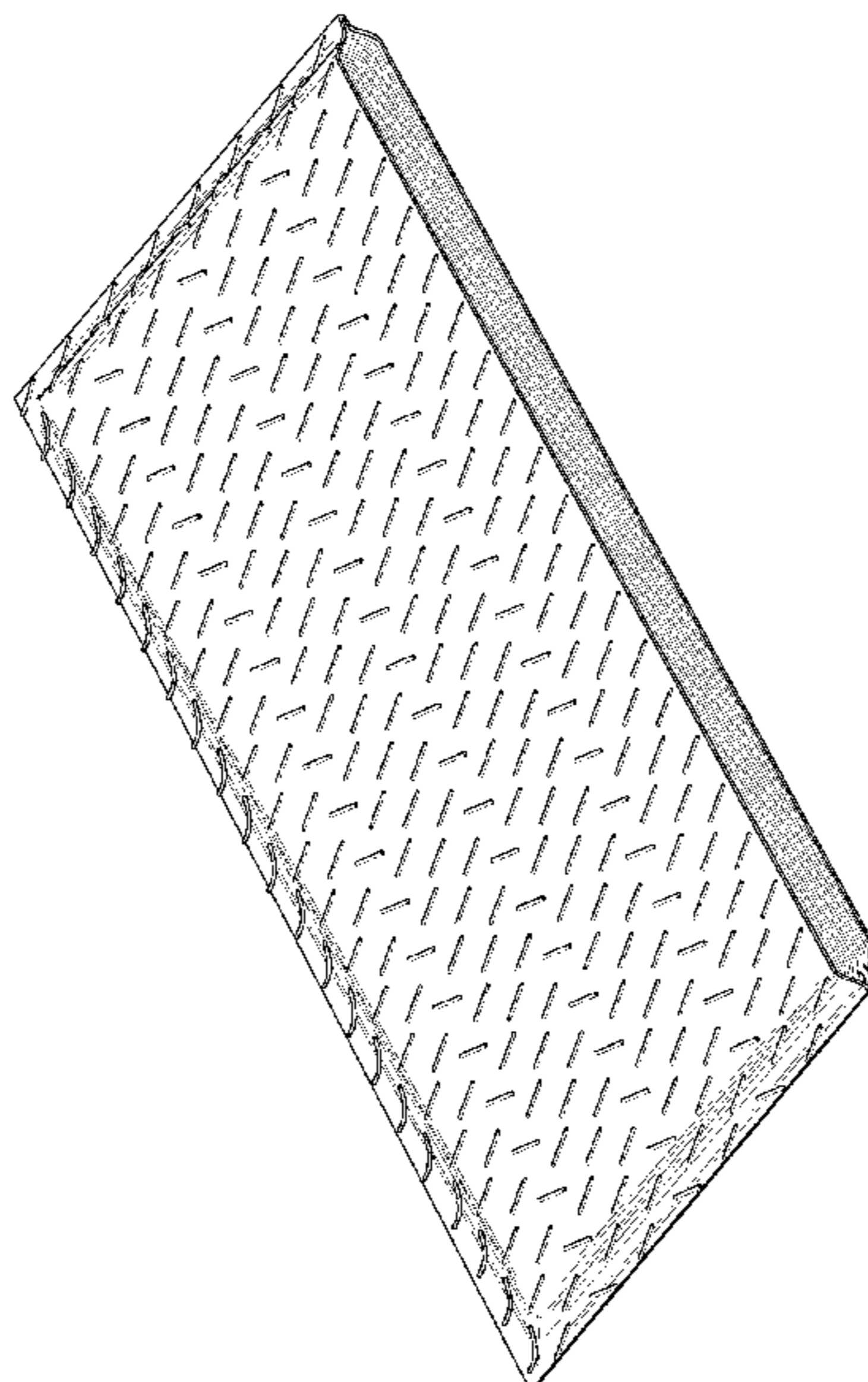
U.S. PATENT DOCUMENTS

D10,962 S 12/1878 Webb
3,375,136 A 3/1968 Biggar
3,917,772 A * 11/1975 Hollenbeck B29C 43/222
264/41

DESCRIPTION

FIG. 1 is a perspective view of a first embodiment of a battery separator showing our new design;
FIG. 2 is a front view thereof;
FIG. 3 is a rear view thereof;
FIG. 4 is a left side view thereof;
FIG. 5 is a right side view thereof;
FIG. 6 is a top view thereof;
FIG. 7 is a bottom view thereof;
FIG. 8 is a perspective view of second embodiment of a battery separator showing our new design;
FIG. 9 is a front view thereof;
FIG. 10 is a rear view thereof;
FIG. 11 is a left side view thereof;
FIG. 12 is a right side view thereof;
FIG. 13 is a top view thereof; and,
FIG. 14 is a bottom view thereof; and,
FIG. 15 is an enlarged view of the area indicated in FIG. 13. The dot-dash broken lines define the bounds of the claim and form no part thereof.

1 Claim, 11 Drawing Sheets



(56)

References Cited

U.S. PATENT DOCUMENTS

5,558,952 A *	9/1996	Knauer	H01M 2/18	D758,728 S	6/2016	Young et al.	
				429/139	D763,192 S	8/2016	Tyler et al.	
5,716,734 A *	2/1998	Nakano	H01M 2/18	9,796,337 B2	10/2017	Helmuth et al.	
				429/136	9,812,693 B2	11/2017	DeKeuster et al.	
5,716,735 A	2/1998	Muffoletto et al.			10,276,850 B2 *	4/2019	Whear H01M 2/18
5,949,637 A	9/1999	Iwaida et al.			D847,746 S *	5/2019	Miller D13/119
D456,533 S	4/2002	Moller, Jr.			2003/0224245 A1 *	12/2003	Miller H01M 2/14
D462,936 S	9/2002	Maxwell						429/143
D462,938 S *	9/2002	Revak	D13/119	2006/0110662 A1	5/2006	Konishiike et al.	
7,425,387 B2 *	9/2008	Bohnstedt	H01M 2/18	2006/0141350 A1 *	6/2006	Dreyer H01M 2/14
				428/167				429/143
D609,884 S	2/2010	Cho			2006/0216594 A1	9/2006	You et al.	
D615,927 S	5/2010	Kuriki			2011/0052105 A1	3/2011	Wilcoxon et al.	
8,530,081 B2	9/2013	Hayashida et al.			2012/0025420 A1	2/2012	Utashiro et al.	
D696,029 S	12/2013	Seyler			2012/0070714 A1 *	3/2012	Chambers C08L 89/00
D725,916 S	4/2015	Haverfield et al.						429/145
D732,826 S	6/2015	Greene et al.			2014/0057154 A1 *	2/2014	Timmons H01M 2/1633
								429/143
					2015/0228935 A1	8/2015	Seong	
					2017/0279089 A1	9/2017	Nishino	

* cited by examiner

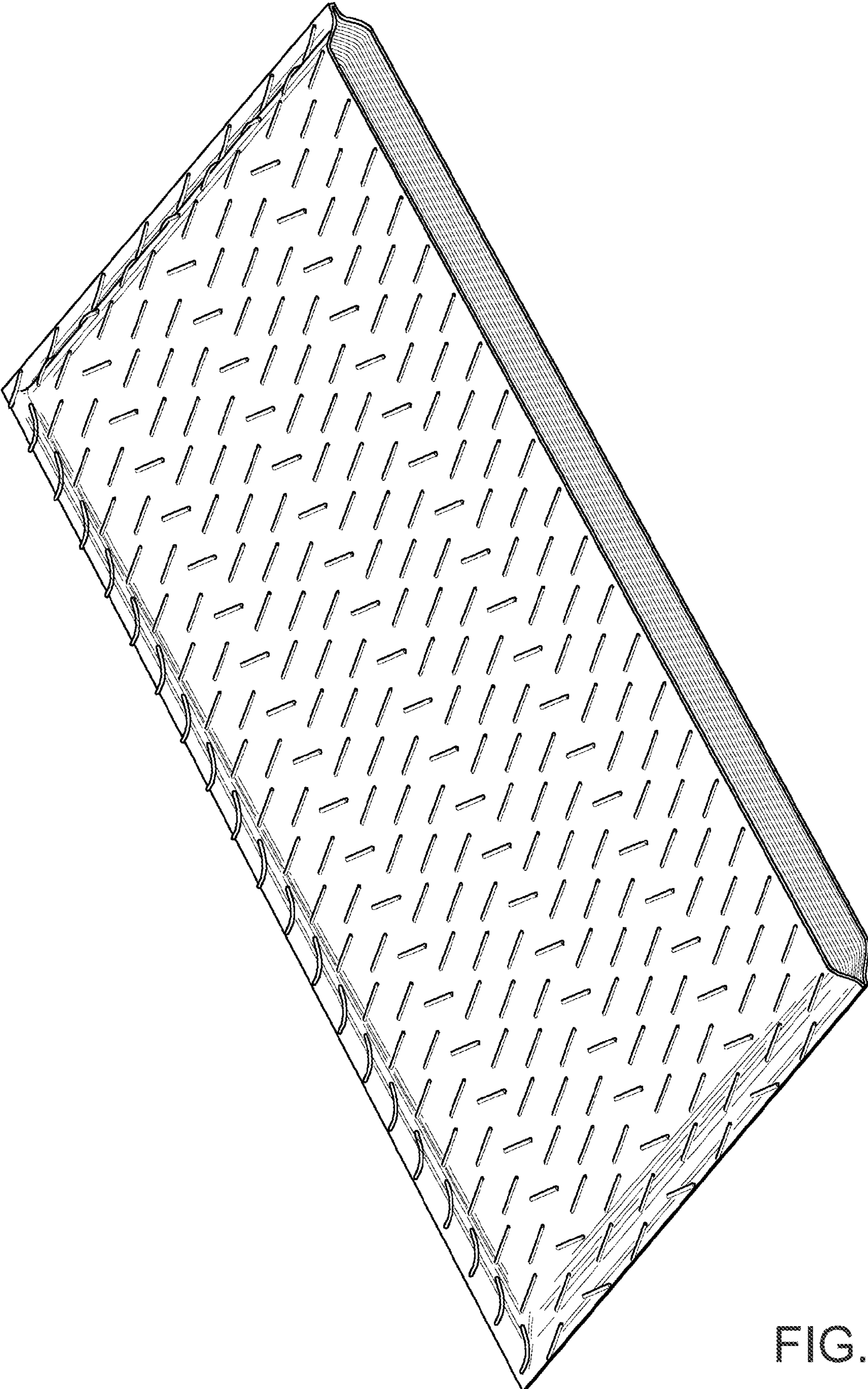


FIG. 1




FIG. 2

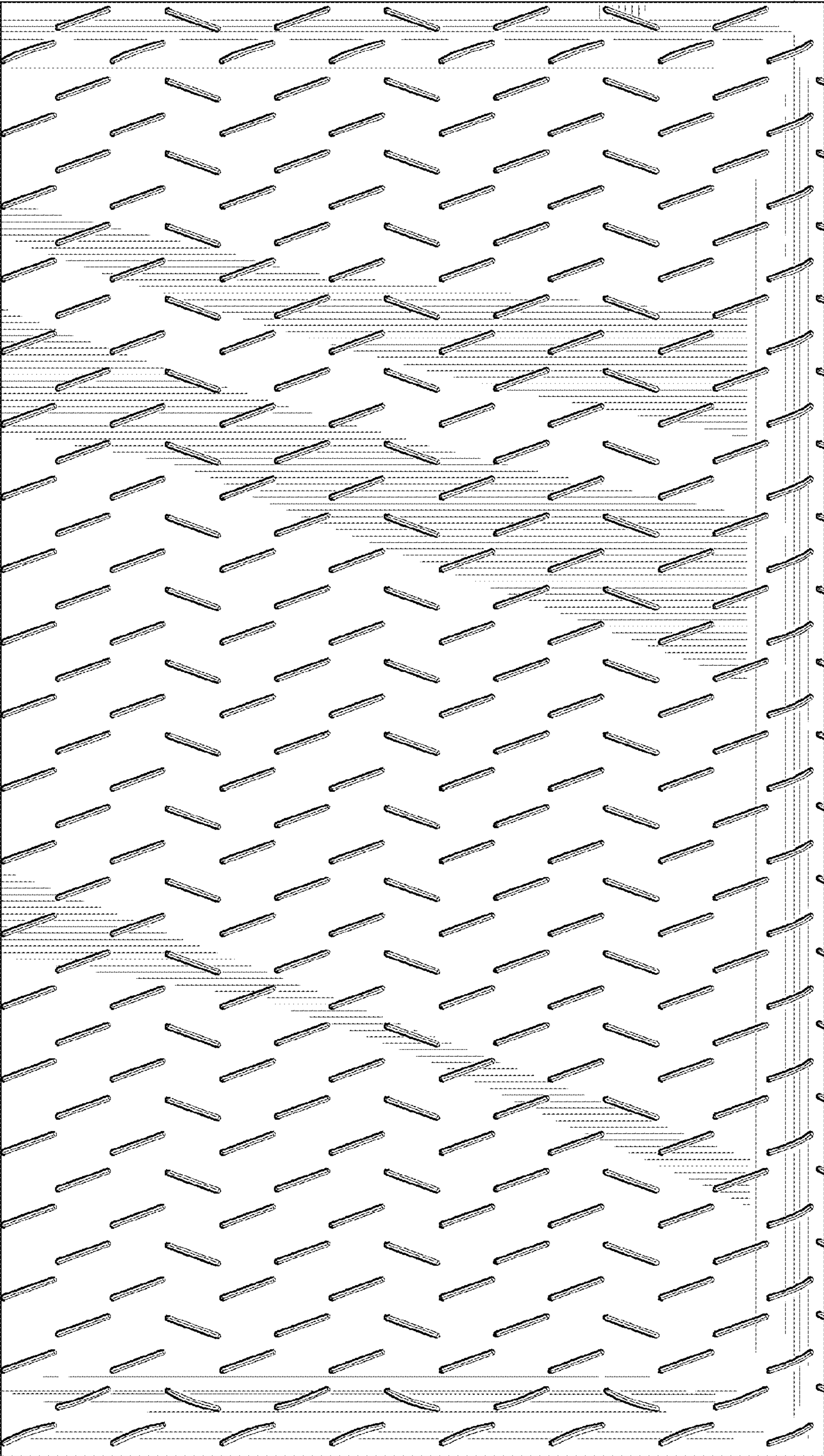


FIG. 3

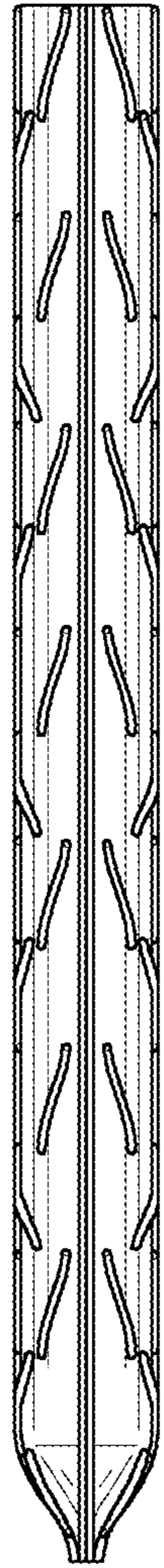


FIG. 4

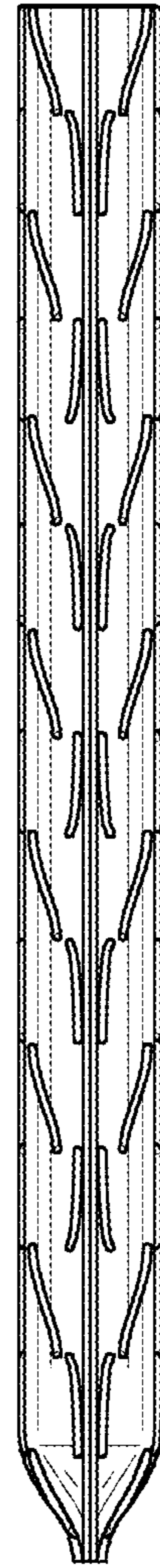


FIG. 5




FIG. 6

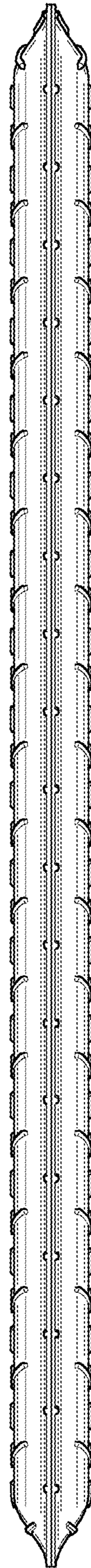


FIG. 7

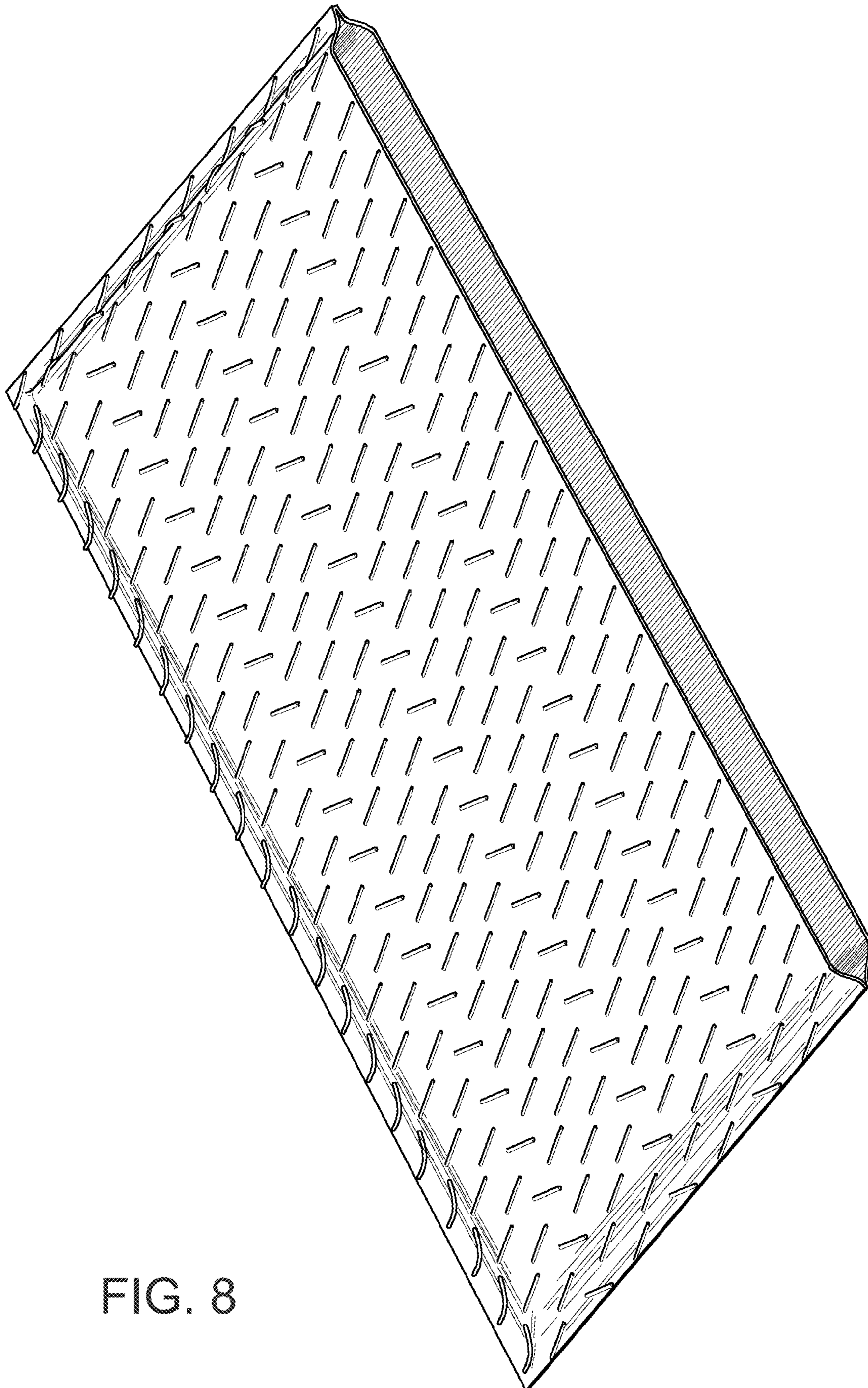


FIG. 8

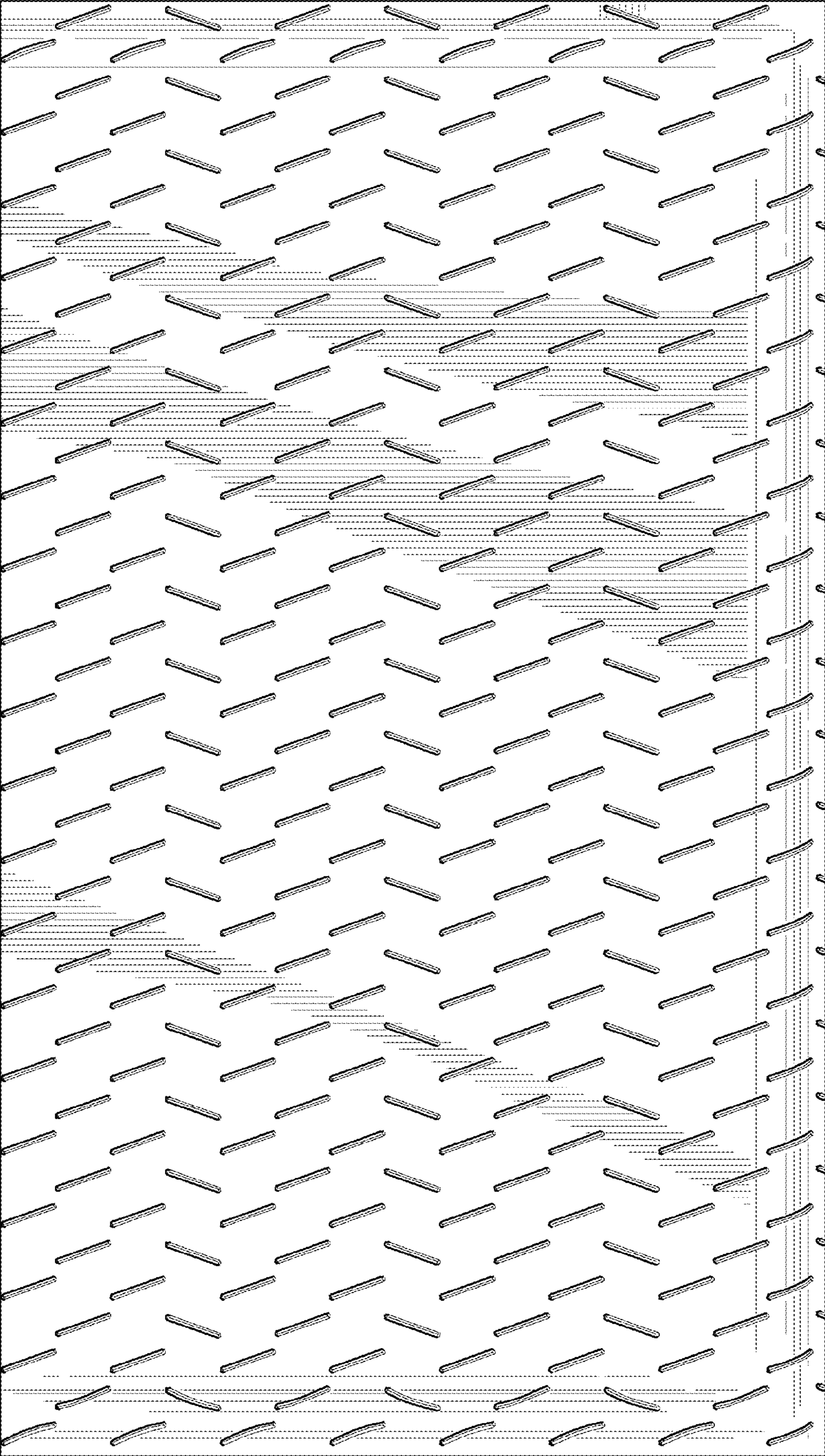


FIG. 9

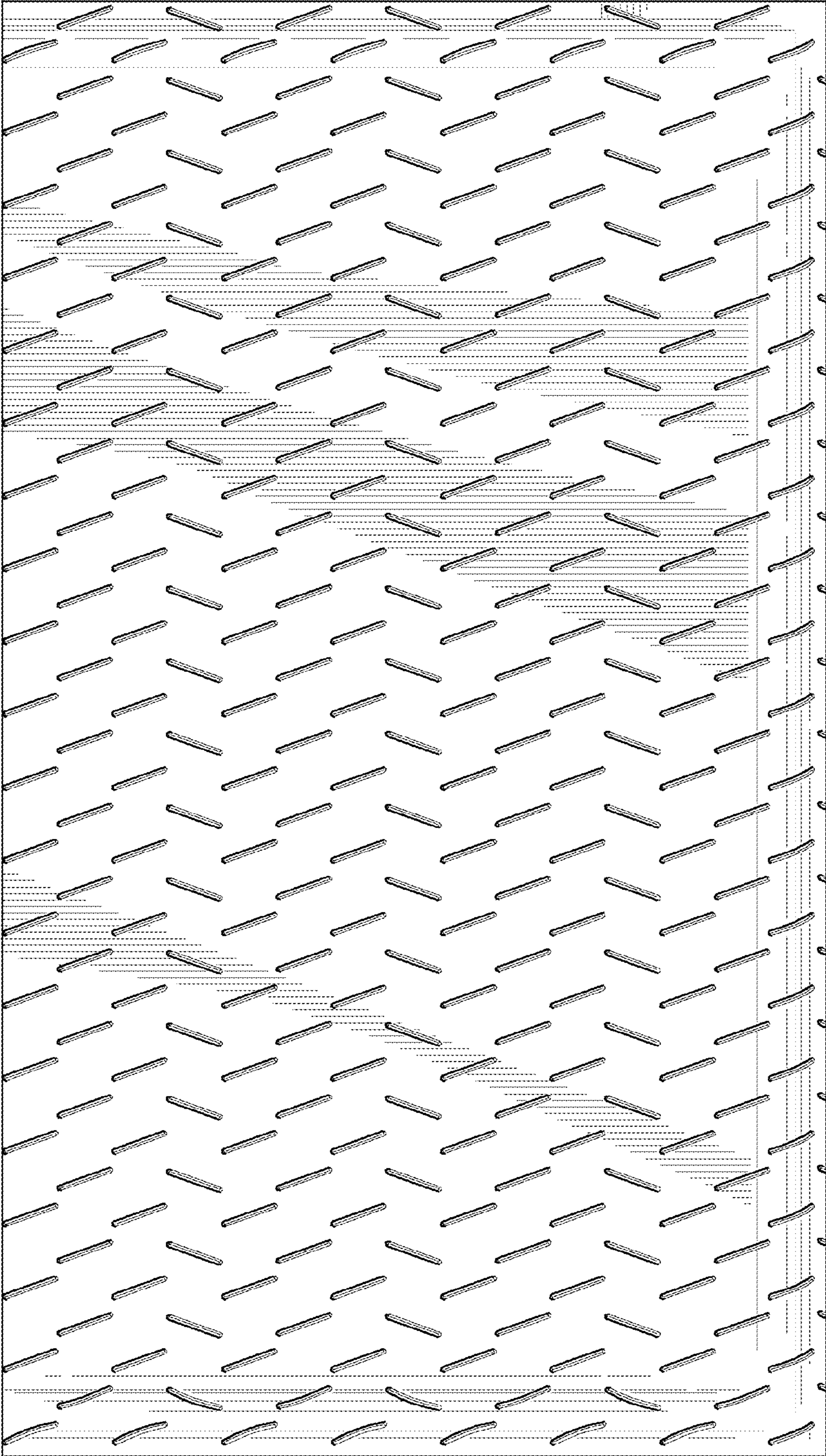


FIG. 10

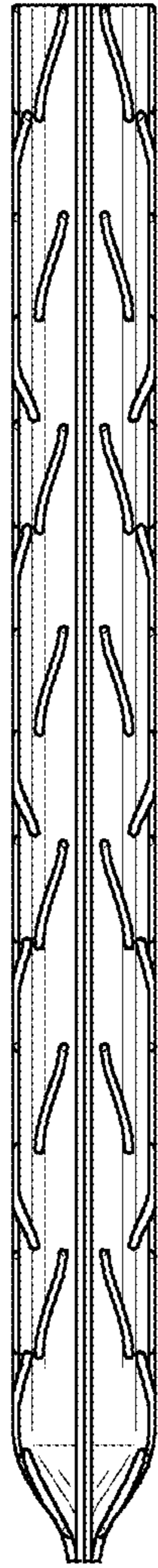


FIG. 11

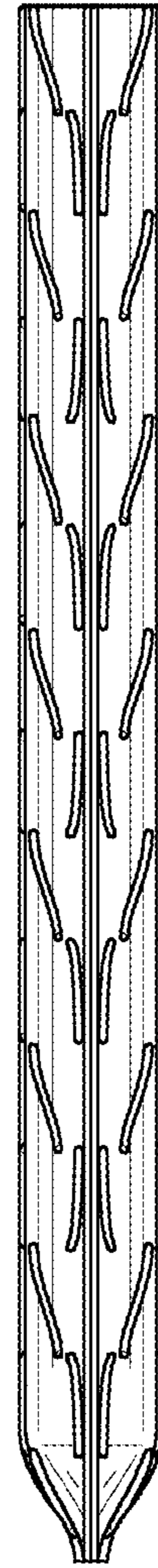


FIG. 12

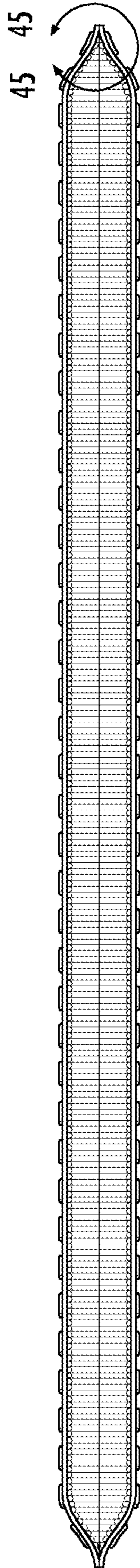


FIG. 13

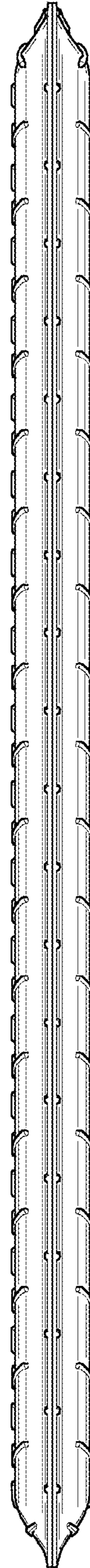


FIG. 14

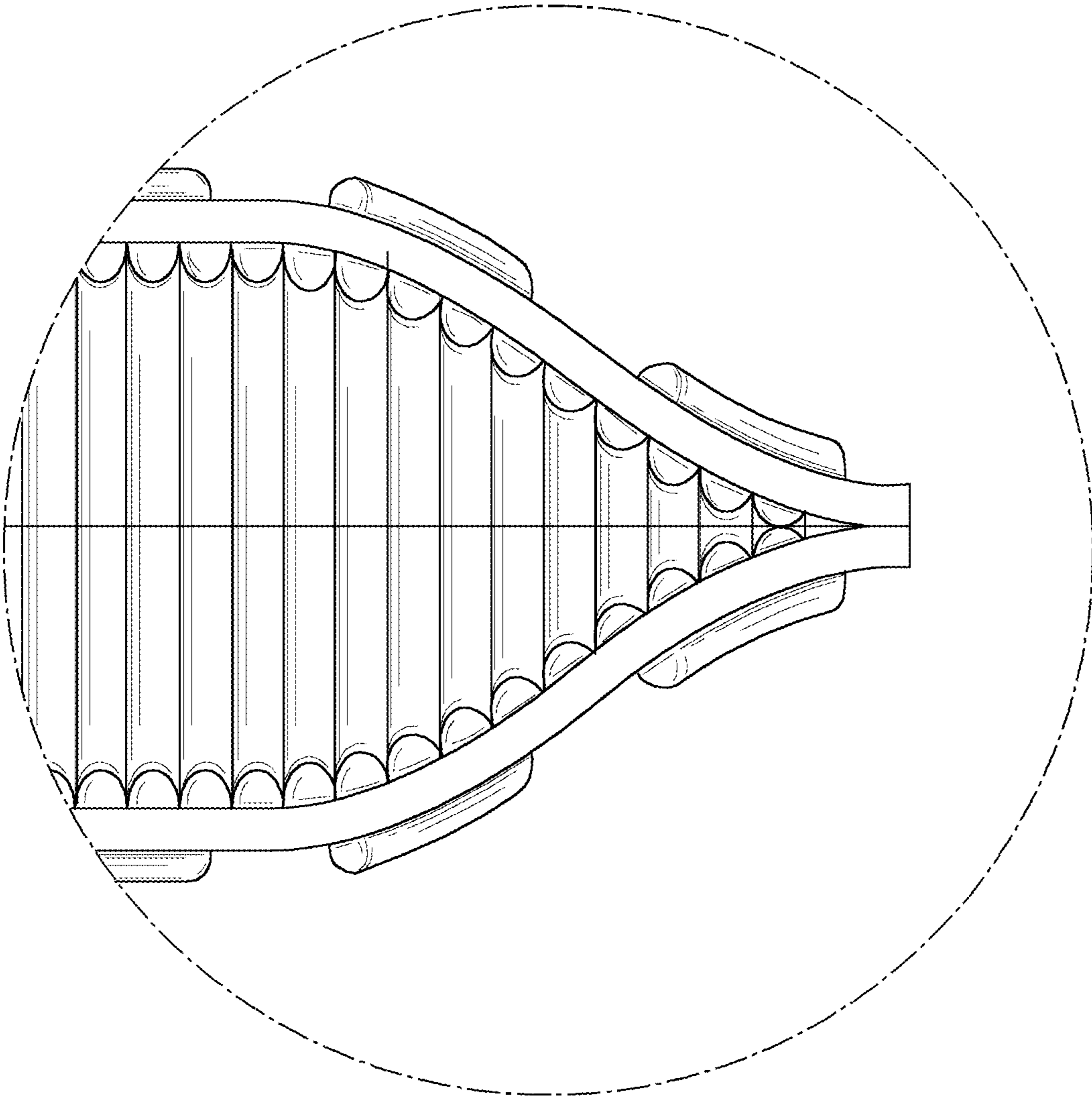


FIG. 15