

US00D876347S

(12) **United States Design Patent**
Nauroy

(10) **Patent No.:** **US D876,347 S**
(45) **Date of Patent:** **** Feb. 25, 2020**

(54) **WIRELESS CHARGER**

(71) Applicant: **Design Pool Limited**, Wanchai (HK)

(72) Inventor: **Fabien Malcolm Nauroy**, Hong Kong (HK)

(73) Assignee: **DESIGN POOL LIMITED**, Wanchai (HK)

(**) Term: **15 Years**

(21) Appl. No.: **29/654,509**

(22) Filed: **Jun. 25, 2018**

(30) **Foreign Application Priority Data**

Jan. 9, 2018 (HK) 1800036

(51) **LOC (12) Cl.** **13-02**

(52) **U.S. Cl.**
USPC **D13/108**

(58) **Field of Classification Search**
USPC D13/107-110, 118-119, 184; D14/251,
D14/253, 432, 434

CPC Y02E 60/12; Y02T 90/14; Y02T 90/122;
Y02T 90/128; Y02T 90/163; Y02T
10/7005; Y02T 10/7088; H02J 7/025;
H02J 7/0042; H02J 7/0044; H02J 7/0045;
H02J 7/0003; H01F 38/14; H01R
13/6675; H01M 2/1022; H01M 2/1055;
H01M 10/44; H01M 10/46; H01M
10/425; B60L 11/182

See application file for complete search history.

(56) **References Cited**

U.S. PATENT DOCUMENTS

D694,182 S * 11/2013 Lee D13/108
D718,234 S * 11/2014 Rautiainen D13/108

D718,236 S * 11/2014 Murray D13/108
D720,289 S * 12/2014 Chiang D13/108
D738,823 S * 9/2015 Chen D13/108
D740,750 S * 10/2015 Mayden D13/108
D774,455 S * 12/2016 Kim D13/108
D782,973 S * 4/2017 Zhou D13/108
D784,259 S * 4/2017 Huang D13/108
D794,557 S * 8/2017 Kim D13/108
D795,182 S * 8/2017 Akana D13/108
D797,042 S * 9/2017 Miller D13/107
D806,020 S * 12/2017 Lu D13/107
D810,015 S * 2/2018 Carreon D13/108
D811,326 S * 2/2018 Woo D13/108
D813,239 S * 3/2018 Akana D14/432
D839,189 S * 1/2019 Miller D13/108
D849,683 S * 5/2019 Lee D13/108
D850,370 S * 6/2019 Lee D13/108
D855,567 S * 8/2019 Cai D13/108

* cited by examiner

Primary Examiner — Rosemary K Tarcza

(74) *Attorney, Agent, or Firm* — JCIP; Joseph G. Chu

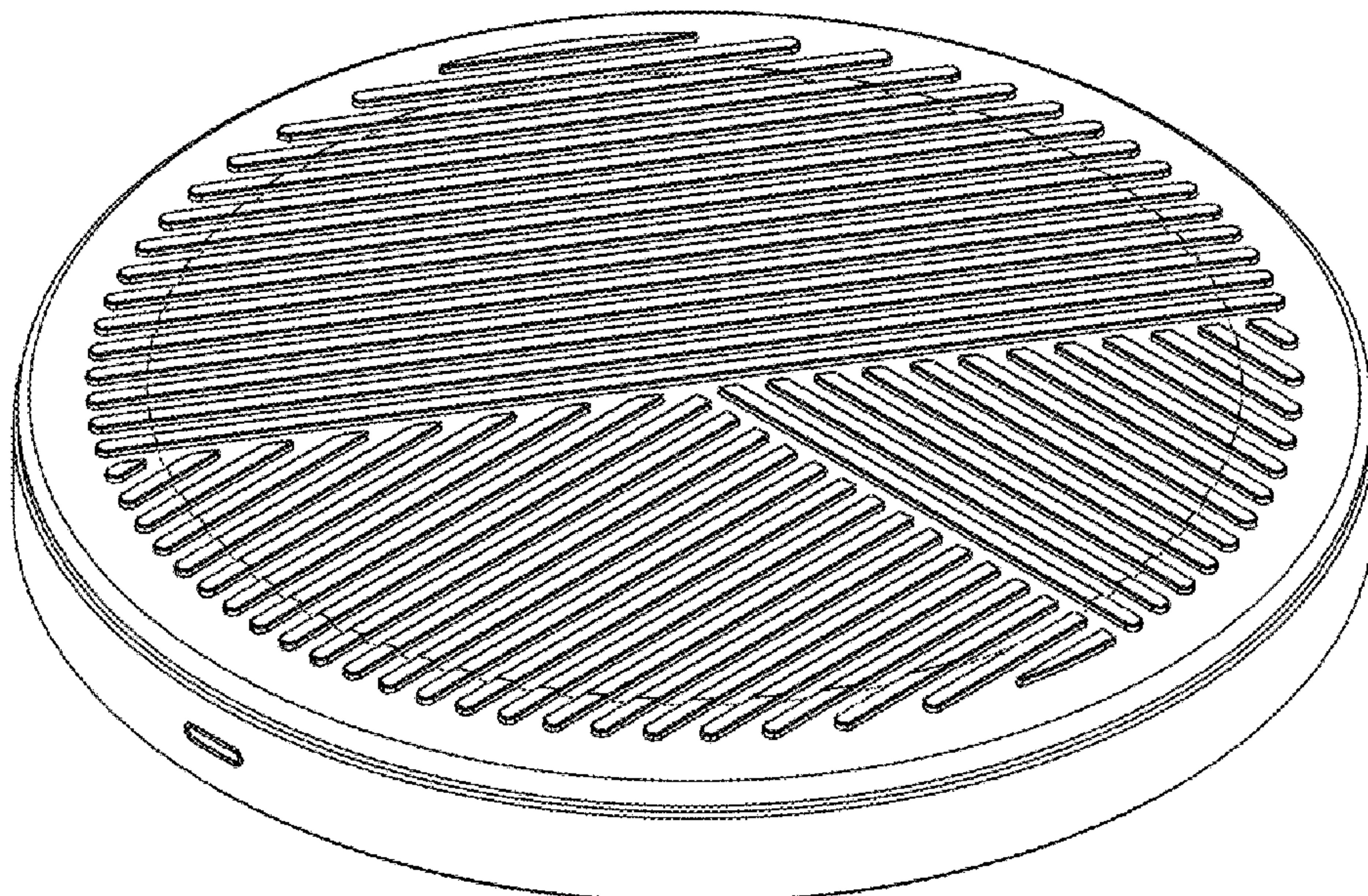
(57) **CLAIM**

The ornamental design for a wireless charger, as shown and described.

DESCRIPTION

FIG. 1 is a front view of a wireless charger;
FIG. 2 is a back view of the wireless charger;
FIG. 3 is a top view of the wireless charger;
FIG. 4 is a bottom view of the wireless charger;
FIG. 5 is a left-side view of the wireless charger;
FIG. 6 is a right-side view of the wireless charger; and,
FIG. 7 is a top perspective view of the wireless charger.

1 Claim, 7 Drawing Sheets






FIG. 1

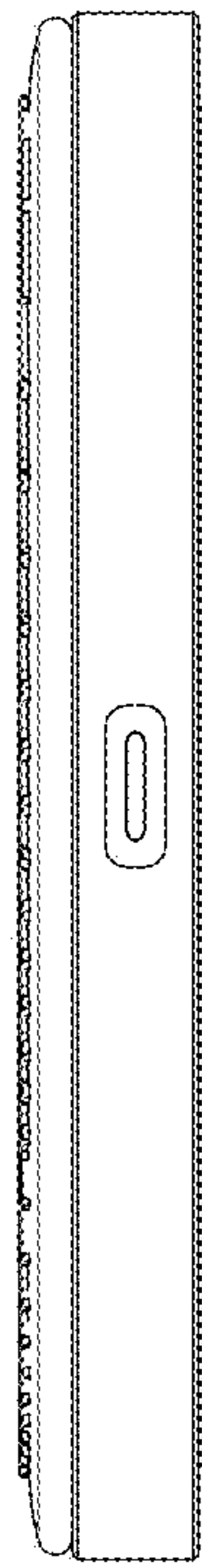


FIG. 2

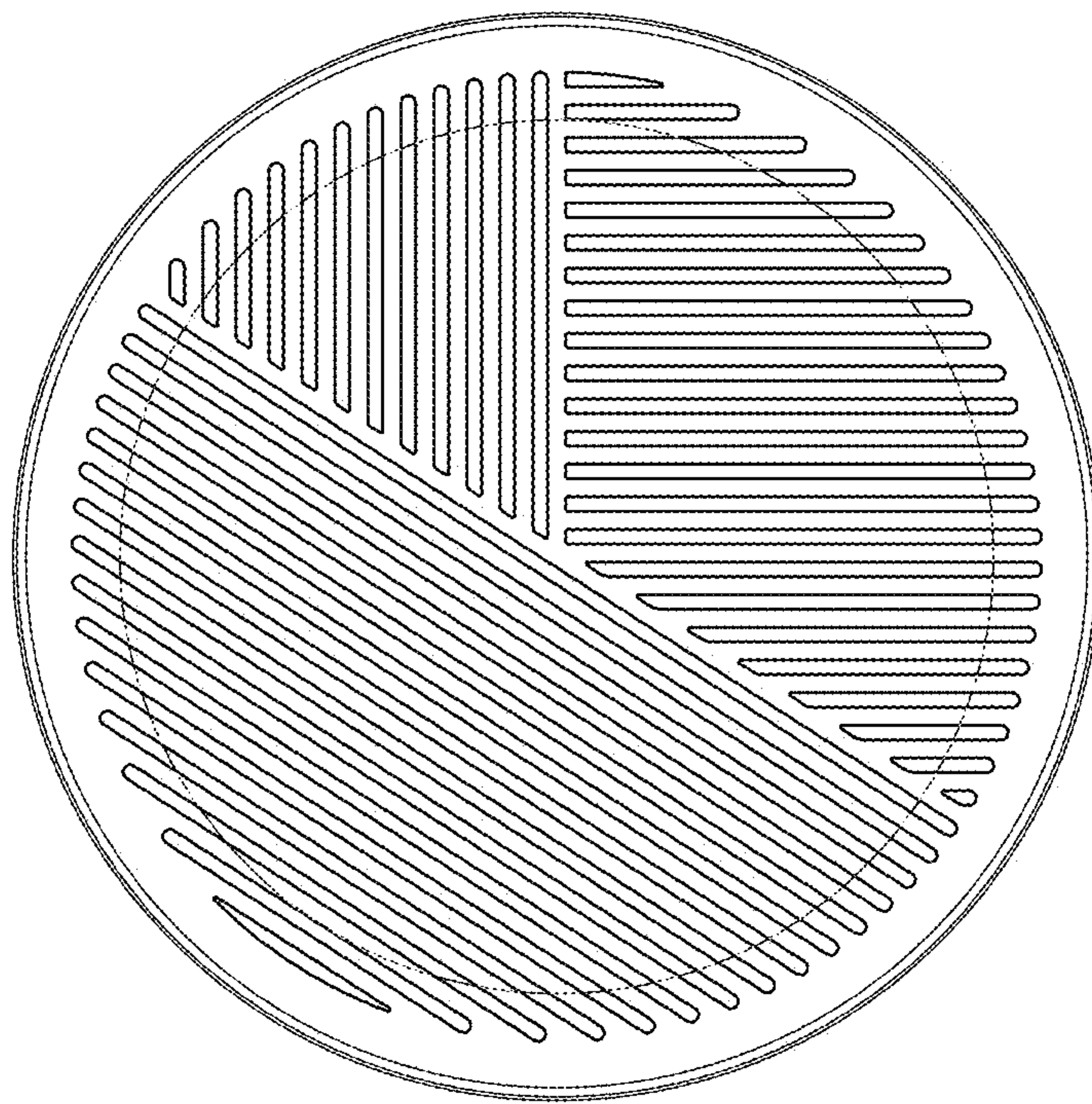


FIG. 3

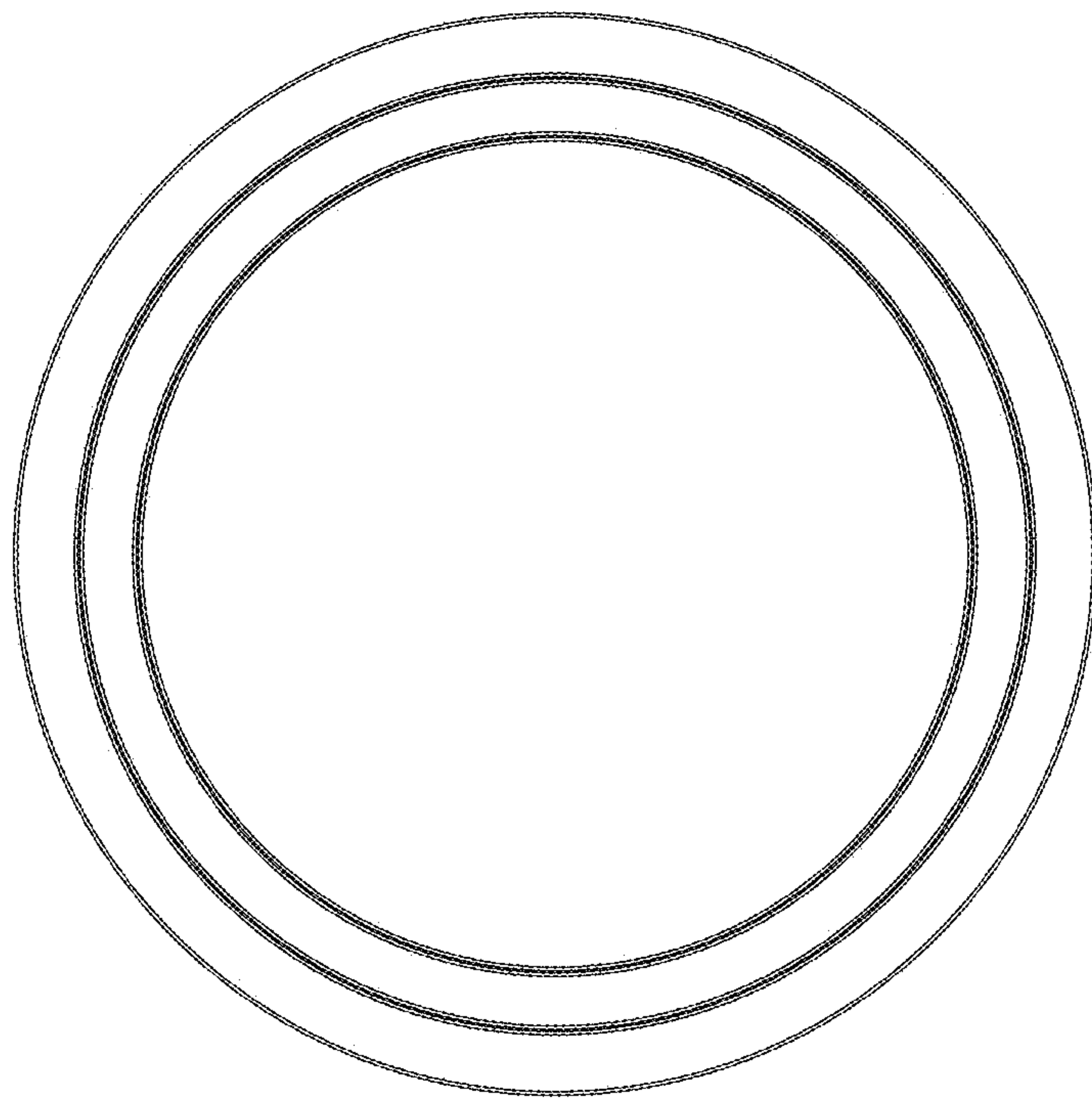


FIG. 4




FIG. 5



FIG. 6

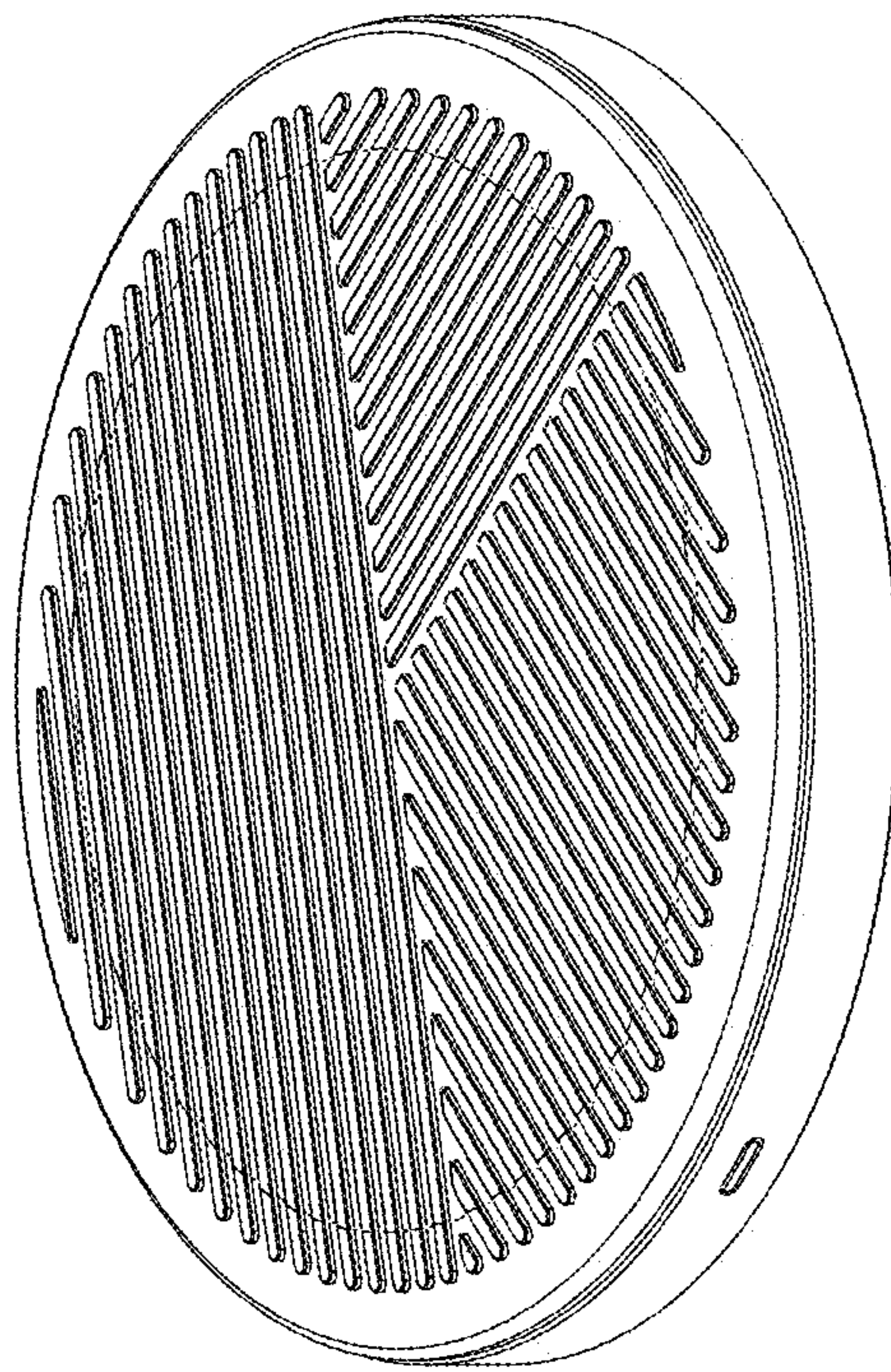


FIG. 7